



APEX HOSPITALS MULUND DIAGNOSTIC



CASHLESS FACILITY

Veena Nagar, Phase 2, Tulsi Pipeline Road,
Mulund (West), Mumbai - 400080.
email: medical.admin_ahm@apexhospitals.in | www.apexgroupofhospitals.com



Land Line No. 022 - 4162 4000
(100 Lines)
Reception No.: 8422854005

Name - Hetvi Thakkar

1/6/24

Age - 21 yr | F

C/O - No any major illness or
complaint

H/C/O - No HTN / DM / or any cardiac illness

C/E - BP - 100/60

PR - 85/m

SPO2 - 94%

T - Afebr

SE - PS | NAD
CVS
CVS
P/R - soft

Vision - R't eye - 6/7.5 | NAD
L't eye - 6/6

BMI - Ht - 161 cm | @ 19.3 (N)
wt - 50 kg

Apex Hospitals
1/6/24



Where Healing & Care Comes Naturally

APEX HOSPITALS MULUND DIAGNOSTIC

Veena Nagar, Phase 2, Tulsi Pipeline Road,
Mulund (West), Mumbai - 400080.
email: medical.admin_ahm@apexhospitals.in | www.apexgroupofhospitals.com

visit website
googlemap



CASHLESS
FACILITY

Land Line No. 022 - 4162 4000
(100 Lines)
Reception No.: 8422854005



APEX HOSPITALS MULUND
Radiologist Report Sheet

Patient Name:	HETVI.THAKKAR	Medical Record No:	01/06/2024 0195
Gender:	F	Accession No:	
Type Of Study:	CR Chest PA	Location:	Outpatient
Image Count:	1	Physician:	JM FINANCE
Requisition Time:	24/01/06 09:14 AM ET	Exam Time:	24/01/06 09:01 AM ET
Clinical History:	H/O ROUTINE CHECK -UP	Report Time:	24/01/06 10:23 AM ET

RADIOGRAPH OF THE CHEST (SINGLE VIEW)

Clinical History: H/O ROUTINE CHECK -UP.

Findings:

The heart, mediastinum and pulmonary hila are unremarkable. The lungs are clear. There is no pleural effusion. The bony thorax is unremarkable.

IMPRESSION:

Normal radiograph of the chest.

DR.AVINASH B.RATHOD
M.B.B.S D.M.R.D
Reg No : 2011/05/1616

This report has been electronically signed by: Dr.Avinash Rathod DMRD

Quality Assurance: Agree / Disagree

Change in Patient Care: Yes / No

If a significant discrepancy is found between the preliminary and final interpretations of this study, please fax back this form to 877-877-4679 with a copy of the official report so that appropriate action may be taken.

If you would like to discuss the findings with the radiologist, please call us on 8667263435, 8668884112, 8665030726.

CONFIDENTIALITY STATEMENT: This transmission is confidential and is intended to be a privileged communication. It is intended only for the use of the addressee. Access to this message by anyone else is unauthorized. If you are not the intended recipient, any disclosure, distribution or any action taken, or omitted to be taken in reliance on it is prohibited and may be unlawful. If you received this communication in error, please notify us so that return of this document to us can be arranged.

This report has been generated using RADSpa™ (www.teleradtech.com)





APEX HOSPITALS MULUND DIAGNOSTIC



CASHLESS
FACILITY

Veena Nagar, Phase 2, Tulsi Pipeline Road,
Mulund (West), Mumbai - 400080.
email: medical.admin_ahm@apexhospitals.in | www.apexgroupofhospitals.com

visit website
googlemap



Land Line No. 022 - 4162 400
(100 Lines)
Reception No.: 8422854005

DEPARTMENT OF LABORATORY SCIENCES

Patient Name	Ms HETVI THAKKAR	LabNo	2815	
UHID/IP No	120065920 / 917	Sample Date	01/06/2024 11:01AM	
Age/Gender	21 Yrs/Female	Receiving Date	01/06/2024 11:57AM	
Bed No/Ward	OPD	Report Date	01/06/2024 6:59PM	
Prescribed By	Dr. Vijayshankar Verma	Report Status	Final	

HAEMATOLOGY

Test Name	Result	Unit	Biological Ref. Range	Method
COMPLETE BLOOD COUNT(CBC) EDTA WHOLE BLOOD				
Sample: W. B. EDTA				
Haemoglobin Estimation (Hb)	13.0	gm/dl	12.5 - 16.0	SLS- Hb Method
RBC Count (Red Blood Cell)	4.73	10 ⁶ /uL	4.50 - 6.50	
PCV (Haematocrit)	39.5	%	36.0 - 46.0	
MCV	83.51	fl	78 - 95	Calculated
MCH	27.48	pg	26 - 31	Calculated
MCHC	32.91	gm/dl	30 - 36	Calculated
RDW	13.6	%	11.0 - 16.0	Calculated
Total Leukocyte Count (TLC)	6900	cells/cu.mm	4000.0 - 11000.0	
Neutrophil %	70	%	40 - 75	
Lymphocyte %	25	%	20 - 45	
Eosinophil %	02	%	0 - 6	
Monocytes %	03	%	1 - 10	
Basophil %	00	%	0 - 2	
WBCs Morphology	No Abnormality Detected			
RBCs Morphology	Normochromic, Normocytic			
Platelet Count	310	10 ³ /uL	150 - 450	DC Detection
Platelets Morphology	Adequate on smear			
MPV	8.3	fl	7 - 12	
ERYTHROCYTE SEDIMENTATION RATE (ESR)				
Sample: W. B. EDTA				
ESR (Erythrocyte Sed.Rate)	11	mm/hr	< 20	Westergren

--End Of Report--

Dr. Hrishikesh N Chevle



Where Healing & Care Comes Naturally

APEX HOSPITALS MULUND DIAGNOSTIC



CASHLESS
FACILITY


Veena Nagar, Phase 2, Tulsi Pipeline Road,
Mulund (West), Mumbai - 400080.
email: medical.admin_ahm@apexhospitals.in | www.apexgroupofhospitals.com

visit website
googlemap



Land Line No. 022 - 4162 4000
(100 Lines)
Reception No.: 8422854005

DEPARTMENT OF LABORATORY SCIENCES

Patient Name	Ms HETVI THAKKAR	LabNo	2815	
UHID/IP No	120065920 / 917	Sample Date	01/06/2024 11:01AM	
Age/Gender	21 Yrs/Female	Receiving Date	01/06/2024 11:57AM	
Bed No/Ward	OPD	Report Date	01/06/2024 6:59PM	
Prescribed By	Dr. Vijayshankar Verma	Report Status	Final	

IMMUNO-HAEMATOLOGY

Test Name	Result	Unit	Biological Ref. Range	Method
-----------	--------	------	-----------------------	--------

BLOOD GROUPING

Sample: W. B. EDTA

Blood Group (ABO and Rh) "B" Rh Positive

--End Of Report--

Dr. Hrishikesh N Chevle



Where Healing & Care Comes Naturally

APEX HOSPITALS MULUND DIAGNOSTIC



CASHLESS
FACILITY


Veena Nagar, Phase 2, Tulsi Pipeline Road,
Mulund (West), Mumbai - 400080.
email: medical.admin_ahm@apexhospitals.in | www.apexgroupofhospitals.com

visit website
googlemap



Land Line No. 022 - 4162 4000
(100 Lines)
Reception No.: 8422854005

DEPARTMENT OF LABORATORY SCIENCES

Patient Name	Ms HETVI THAKKAR	LabNo	2815	
UHID/IP No	120065920 / 917	Sample Date	01/06/2024 11:01AM	
Age/Gender	21 Yrs/Female	Receiving Date	01/06/2024 11:57AM	
Bed No/Ward	OPD	Report Date	01/06/2024 6:59PM	
Prescribed By	Dr. Vijayshankar Verma	Report Status	Final	

SGPT (ALT)

Sample: Serum

SGPT (ALT) 15.1

--End Of Report--

Dr. Hrishikesh N Chevle



Where Healing & Care Comes Naturally

APEX HOSPITALS MULUND DIAGNOSTIC

Veena Nagar, Phase 2, Tulsi Pipeline Road,
Mulund (West), Mumbai - 400080.
email: medical.admin_ahm@apexhospitals.in | www.apexgroupofhospitals.com



CASHLESS
FACILITY

Land Line No. 022 - 4162 400
(100 Lines)
Reception No.: 8422854005

DEPARTMENT OF LABORATORY SCIENCES

Patient Name	Ms HETVI THAKKAR	LabNo	2815	
UHID/IP No	120065920 / 917	Sample Date	01/06/2024 11:01AM	
Age/Gender	21 Yrs/Female	Receiving Date	01/06/2024 11:57AM	
Bed No/Ward	OPD	Report Date	01/06/2024 6:59PM	
Prescribed By	Dr. Vijayshankar Verma	Report Status	Final	

BIOCHEMISTRY

Test Name	Result	Unit	Biological Ref. Range	Method
BILIRUBIN TOTAL DIRECT & INDIRECT				
Bilirubin Total (TBil)	0.63	mg/dl	0.30 - 1.30	Diphyline Diazonium Salt
Bilirubin Direct (Dbil)	0.26	mg/dl	0.00 - 0.50	
Bilirubin indirect	0.37	mg/dl	0 - 1	
BLOOD SUGAR F&PP				
Sample: FI, Plasma				
Glucose (Fasting Blood Sugar / FBS)	96.2			
Urine Fasting Sugar	SNR			
Urine Fasting Ketone	SNR			
Blood Sugar(2 Hours PP)	100.1			
Urine PP Sugar	SNR			
Urine PP Ketone	SNR			

Note: An individual may show higher fasting glucose level in comparison to post prandial glucose level due to following reasons :
The glycaemic index and response to food consumed, Changes in body composition, Increased insulin response and sensitivity, Alimentary hypoglycemia, Renal glycosuria, Effect of oral hypoglycaemics & Insulin treatment.

BUN (BLOOD UREA NITROGEN)

Sample: Serum

UREA	21.0	mg/dl	10 - 50	CDC Urease, Colorimetric
BUN - Blood Urea Nitrogen	9.81	mg/dl		

SERUM CREATININE

Sample: Serum

Creatinine	0.64	mg/dl	0.60 - 1.40	
------------	------	-------	-------------	--

Dr. Hrishikesh N Chevle



APEX HOSPITALS MULUND DIAGNOSTIC



CASHLESS
FACILITY

Veena Nagar, Phase 2, Tulsī Pipeline Road,
Mulund (West), Mumbai - 400080.
email: medical.admin_ahm@apexhospitals.in | www.apexgroupofhospitals.com



Land Line No. 022 - 4162 4000
(100 Lines)
Reception No.: 8422854005

DEPARTMENT OF LABORATORY SCIENCES

Patient Name	Ms HETVI THAKKAR	LabNo	2815	
UHID/IP No	120065920 / 917	Sample Date	01/06/2024 11:01AM	
Age/Gender	21 Yrs/Female	Receiving Date	01/06/2024 11:57AM	
Bed No/Ward	OPD	Report Date	01/06/2024 6:59PM	
Prescribed By	Dr. Vijayshankar Verma	Report Status	Final	


CLINICAL PATHOLOGY

Test Name	Result	Unit	Biological Ref. Range	Method
URINE ROUTINE				
Sample: Urine				
PHYSICAL EXAMINATION				
Quantity	20	ml		
Color	Pale Yellow			
Appearance	Slightly Hazy			
Specific Gravity	1.015		1.010 - 1.035	
CHEMICAL EXAMINATION				
pH	6.0		4.5 - 8.5	
Protein	Absent			
Glucose	Absent			
Ketone	Absent			
Occult Blood	Negative			
Bile Salt	Absent			
Bile Pigment	Absent			
MICROSCOPIC EXAMINATION				
Pus Cells	2-3			
RBCs	Absent			
Epithelial Cells	2-3			
Crystals	Absent			
Casts	Absent			
Bacteria	Absent			
Yeast Cells	Normal		Normal	
Amorphous Deposit	Absent			

--End Of Report--

Dr. Hrishikesh N Chevle

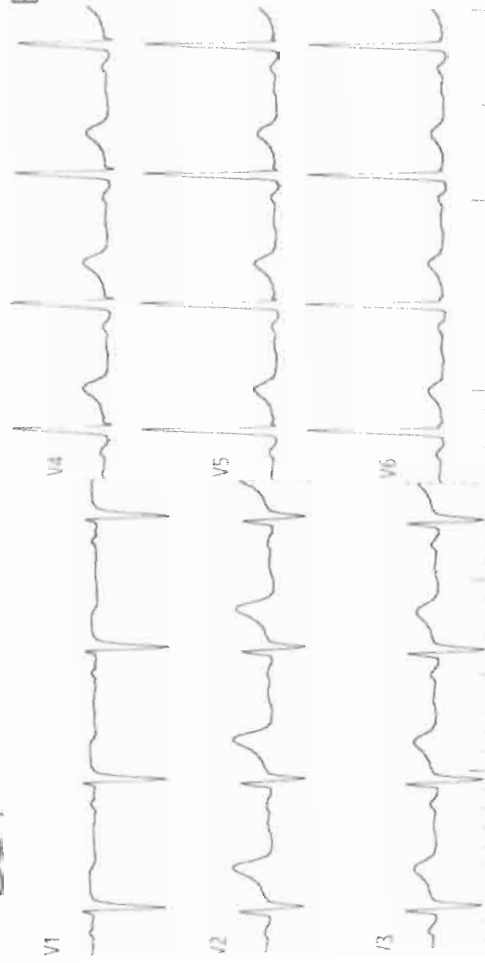
Hetvi Thakkar 21 F



0.6Hz - 25Hz - AC 50Hz 25mm/s 10mm/mv Cardiomin U-30 1.0.25 Simultaneous

ECG report
ID : 20
Name :
Gender :
Age :
Dept :
Bed No :

21 F



ECG report

ID : 20240601092802

Name :

Gender :

Age :

Dept :

Bed No :

HR : 89 bpm
PR : 120 ms
QRS : 78 ms
QT/QTc : 348/399 ms
P/QRS/T : 72/58/23°
RV5/SV1 : 1.750/0.943 mv
RV5+SV1 : 2.693 mv

<<Interpretations >>

Sinus rhythm

Normal ECG

Confirm and sign:

Examination time: 2024-06-01 09:28:02



Mediwheel
...Your wellness partner

Arcofemi Healthcare Pvt Ltd

(Formerly known as Arcofemi Healthcare Ltd)

F-701A, Lado Sarai, Mehrauli, New Delhi - 110030

Email: wellness@mediwheel.in, Website: www.mediwheel.in

Tel: +91-11-41195959, Fax: +91-11-29523020

CIN: U24240DL2011PTC216307

MEDICAL FITNESS CERTIFICATE

(To be signed by a registered medical practitioner holding a Medical degree)

This is to certify that **Hetvi Thakkar** aged, **21yr**. Based on the examination, I certify that he is in good mental and physical health and it is free from any physical defects such as deafness, colour blindness, and any chronic or contagious diseases.

Place: Mumbai

Date: 01/06/2024

Dr. Nitesh Kumar
Nitesh Kumar
BCMR 47093

Name & Signature of

Medical officer