



**SHEKHAR SARRAF
MEMORIAL HOSPITAL**

SHEKHAR SARRAF MEMORIAL HOSPITAL
Agra Rd, Lodhi Puram Colony, Sasni Gate, Aligarh,
Uttar Pradesh 202001, India
Email: infossmhalg@gmail.com
Contact Number: 8941095341

CREDIT OUT PATIENT BILL

Bill No	UPR12419812	Bill Date	28/09/2024 10:05AM	UHID No.	UHID108098
Patient Name	Mrs. BANNO DEVI	Reg No	REGH-246111	Age/Gender	47Y/F
Specialist	DOB	Consultant	Dr. Self	Address	GOOLAR ROAD, ALIGARH, ALIGARH, ALIGARH, Uttar Pradesh, India- 202001

Mobile No : 804553171

S No	Particulars	Doctor	Units	Unit Price	Disc.%	Disc.Amt	Amount(Rs.)
1	NEED DRIVE ROM PKG		1	2700.00	0.00	0.00	2700.00
	BLOOD GLUCOSE(F)		1				
	BLOOD GLUCOSE(P)		1				
	BLOOD GROUP		1				
	C.B.C.E.S.R.(CELL COUNTER)		1				
	DNET CONSULTATION		1				
	ECG		1				
	GYNAEC CONSULTATION		1				
	HbA1C (Glycosylated Haemoglobin) (Whole Blood EDTA)		1				
	Kidney Function Test		1				
	LIPID PROFILE TEST (Serum)		1				
	LIVER FUNCTION TEST (LFT) (Serum)		1				
	MAMMOGRAPHY & USG BRE		1				
	IMP SNEAR		1				
	IFT		1				
	Physician Consultation		1				
	PSA - Total		1				
	S.CALCIUM		1				
	Thyroid Profile (T3, T4, TSH) (Serum)		1				
	TMT/ECHO		1				
	URINE R/M (Routine and Microscopic Examination)		1				
	USS WHOLE ABDOMEN		1				
	XRAY CHEST PA		1				

Bill Total :	2700.00
Discount Amt. :	0.00
Net Amt. :	2700.00
Gross Package Amt. :	10600.00
Package Discount Amt. :	7900.00
Sponsor Payable :	2700.00

Amount in words : **Zero Rupees Only**

Signatory
Mr. Yogesh Sharma
Reception

Print By : Mr. Yogesh Sharma Printed On : 28/09/2024 10:06:23

WT-65.400 kg
BP-120/70
SpO2-98
PR-84
TEMP-97.6 F

Height-5



**SHEKHAR SARRAF
MEMORIAL HOSPITAL**

SHEKHAR SARRAF MEMORIAL HOSPITAL
Agra Rd, Lodhi Puram Colony, Sasni Gate, Aligarh,
Uttar Pradesh 202001, India
Em all: Infossmhalg@gmail.com
Contact Number: 8941095341

CREDIT OUT PATIENT BILL

Bill No : OPB12419812	Bill Date : 28/09/2024 10:05AM	UHID No. : UHID108098
Patient Name : Mrs. SANNO DEVI	Reg No : REGH-246111	Age/Gender : 47Y/F
Sponsor : BOB	Consultant : Dr. Self	Address : GOOLAR ROAD, ALIGARH, ALIGARH, ALIGARH, Uttar Pradesh, India- 202001

Mobile No. : 9045553171

S.No	Particulars	Doctor	Units	Unit Price	Disc.%	Disc.Amt	Amount(Rs.)
1	MEDI DRIVE BOB PKG		1	2700.00	0.00	0.00	2700.00
	Blood Glucose(F)		1				
	Blood Glucose(PP)		1				
	Blood group		1				
	C.B.C.E.S.R.(CELL COUNTER)		1				
	DIET CONSULTATION		1				
	ECG		1				
	GYNAEC CONSULTATION		1				
	HbA1C (Glycosylated Haemoglobin) (Whole Blood EDTA))		1				
	Kidney Function Test		1				
	LIPID PROFILE TEST (Serum)		1				
	LIVER FUNCTION TEST (LFT) (Serum)		1				
	MAMMOGRPHY & USG BRE		1				
	PAP SMEAR		1				
	PFT		1				
	Physician Consultation		1				
	PSA - Total		1				
	S.CALCIUM		1				
	Thyroid Profile (T3, T4, TSH) (Serum)		1				
	TMT/ECHO		1				
	URINE R/M (Routine and Microscopic Examination)		1				
	USG WHOLE ABDOMEN		1				
	XRAY CHEST PA		1				

Bill Total :	2700.00
Discount Amt. :	0.00
Net Amt. :	2700.00
Gross Package Amt. :	10600.00
Package Discount Amt. :	7900.00
Sponsor Payable :	2700.00

Amount in words : **Zero Rupees Only**

Signatory
Mr. Yogesh Sharma
Reception

Print By : Mr. Yogesh Sharma Printed On : 28/09/2024 10:06:23

WT-65.400 Kg
BP-120/70
SpO2-98
PR-84
TEMP-97.6R


Height-5



SHEKHAR SARRAF MEMORIAL HOSPITAL




Patient Name : MRS. SANNO DEVI
 Age / Sex : 47Y / Female
 Reg.No/UHID : REGH-246111/UHID108098
 Lab No. : LA24020855
 Referred By : Dr.SELF
 Sponsor : BOB
 Verified On :
 Barcode No. : 130985,130986,130987,130988,130989,130990,130991

Bill No. : OPB12419812
 Sample Collected : Sep 28 2024 10:11AM
 Sample Received : Sep 28 2024 10:18AM
 Report On : Sep 28 2024 10:40AM
 Bill Creation Date : Sep 28 2024 10:05AM
 Barcode : 
 Passport No. :

10:06 AM

Test Name	Results	Units	Biological Reference
Haematology			
C.B.C.E.S.R.(CELL COUNTER)			
HGB(Method-Colorimetry)	12.6	g/dl	12.5 - 14.0
RBC(Method-Electric Impedence)	4.20	10 ¹² /L	4 - 5
WBC(Method-Flowcytometry)	5.88	10 ⁹ /L	4 - 11
HCT(Method - Calculated)	36.4	%	40 - 54
MCV(Method - Calculated)	86.8	fl	75 - 95
MCH(Method - Calculated)	30.1	pg	20 - 32
MCHC(Method - Calculated)	34.7	g/dl	32 - 36
RDW-CV(Method - Calculated)	13.5	%	11.6 - 14.5
PLT(Method-Electric Impedence)	2.28	10 ¹² /L	1.5 - 4.5
Neutrophils %	59.2	%	40 - 75
Lymphocytes %	31.8	%	20 - 45
Monocytes %	7.0	%	2 - 10
Eosinophils %	1.7	%	1 - 6
Basophils %	0.3	%	0 - 2
Absolute Neutrophil Count	3.48	10 ⁹ /L	2.0 - 7.0
Absolute Lymphocyte count	1.87	10 ⁹ /L	1.0 - 3.0
Absolute Monocyte count	0.41	10 ⁹ /L	0.2 - 1.0
Absolute Eosinophil Count	0.10	10 ⁹ /L	0 - 0.50
Absolute Basophils count	0.02	10 ⁹ /L	0 - 0.1
E.S.R.in 1st Hr. (Whole Blood Citrate)	20	mm in 1st hr.	0 - 20
Blood group	"O" Negative	mm	
Biochemistry			
LIPID PROFILE TEST (Serum)			
CHOLESTEROL - TOTAL(Method - Cholesterol Oxidase Esterase Peroxidase)	1 255.0	mg/dl	0 - 200


 Dr. Renu Varshney
 MBBS MD

Pathologist

Reg No-UP MCI- 62804


This report is not valid for medicolegal case or any court procedure. All tests have technical limitations. Clinicopathological correlation is must.



SHEKHAR SARRAF MEMORIAL HOSPITAL




Patient Name : MRS. SANNO DEVI
 Age / Sex : 47Y / Female
 Reg.No/UHID : REGH-246111/UHID108098
 Lab No. : LA24020855
 Referred By : Dr.SELF
 Sponsor : BOB
 Verified On :
 Barcode No. : 130985,130986,130987,130988,130989,130990,131

Bill No. : OPB12419812
 Sample Collected : Sep 23 2024 10:11AM
 Sample Received : Sep 23 2024 10:18AM
 Report On : Sep 23 2024 10:40AM
 Bill Creation Date : Sep 23 2024 10:05AM
 Barcode : 
 Passport No. :

Test Name	Results	Units	Biological Reference
Interpretation : Desirable <200 Borderline High 200 - 239 High = 240			
Triglycerides(Method - GPO-POD)	115.0	mg/dl	0 - 150
Interpretation : Normal <150 Borderline High 150-199 High 200-499 Very High >500			
HDL	54.0	mg/dl	40 - 60
CHOLESTROL(Method-Oxidase/Peroxidase)			
CHOLESTROL - LDL DIRECT(Method - Calculated)	1178.0	mg/dl	0 - 100
Interpretation : Optimal <100 Near Optimal/Above 100-129 Border line High 130-159 High 160-189 Very High >190			
VLDL CHOLESTEROL(Method - Calculated)	23.0	mg/dl	< 30.0
LIVER FUNCTION TEST (LFT) (Serum)			
BILIRUBIN -TOTAL(Method DSA)	0.80	mg/dl	< 1.2
BILIRUBIN DIRECT(Method DSA)	0.20	mg/dl	< 0.3
BILIRUBIN -INDIRECT(Method - Calculated)	0.60	mg/dl	0.2 - 0.8
S G O T(IFCC Without Pyridoxal Phosphate)	21.9	U/L	0 - 31
S G P T(IFCC Without Pyridoxal Phosphate)	20.5	U/L	0 - 34
S.ALKALINE PHOSPHATASE	102.0	IU/L	35 - 104
S.ALBUMIN(Method - B.C.G.)	4.61	g/dl	3.5 - 5.2
Kidney Function Test			
BLOOD UREA(Method UREASE-GLDH)	28.0	mg/dl	13 - 40
CREATININE	0.70	mg/dl	0.6 - 1.1
SODIUM & POTASSIUM			
SODIUM(Method ISE)	139.0	mmol/L	135 - 150
S.POTASSIUM(Method ISE)	4.56	mma/L	3.5 - 5.0
Uric Acid(Method Uricase POD)	5.32	mg/dl	2.6 - 6.0

Immunology


 Dr. Renu Varshney
 MBBS MD

Pathologist

Reg.No-UP.MCI-62801
 Pathologist

● This report is not valid for medicolegal case or any court procedure. All tests have technical limitations. Clinicopathological correlation in case of disparity test may be repeated immediately.



SHEKHAR SARRAF MEMORIAL HOSPITAL



Patient Name : MRS. SANNO DEVI
 Age / Sex : 47Y / Female
 Reg.No/UHID : REGH-246111/UHID108098
 Lab No. : LA24020855
 Referred By : Dr.SELF
 Sponsor : BOB
 Verified On :
 Barcode No. : 130985,130986,130987,130988,130989,130990,131

Bill No. : OPB12419812
 Sample Collected : Sep 28 2024 10:11AM
 Sample Received : Sep 28 2024 10:18AM
 Report On : Sep 28 2024 10:40AM
 Bill Creation Date : Sep 28 2024 10:05AM
 Barcode :
 Passport No. :

Test Name	Results	Units	Biological Reference
Thyroid Profile (T3, T4, TSH) (Serum)			
T3 (Tri Iodothyronine)(Method - CLIA)	0.90	ng/ml	0.60 - 1.81
T4 (Thyroxine)(Method - CLIA)	6.50	ug/dl	3.5 - 12.6
Thyroid Stimulating Hormone (TSH) , ULTRASENSITIVE (Serum)(Method - CLIA)	3.83	uIU/ml	0.35 - 5.50

Biochemistry

S.CALCIUM(Method ISE)	9.2	mg/dl	8.6 - 10.2
Blood Glucose(F)	100.0	mg/dl	74 - 100

Interpretation : Normal Less than 100 mg/dl
 Prediabetes 100 mg/dl to 125 mg/dl
 Diabetes 126 mg/dl or higher

Blood Glucose(PP)(GOD - POD Method)	110.0	mg/dl	< 120
HbA1C (Glycosylated Haemoglobin) (Whole Blood EDTA))(Method-Turbimetric Assay)	4.61	%	< 5.7

Interpretation : Non diabetic adults >=18 years <5.7
 At risk(Prediabetes) 5.7 - 6.4
 Diagnosing Diabetes >= 6.5
 Therapeutic goals for glycemic control
 Age > 19 years
 Goal of therapy : <7.0
 Age < 19 Years
 Goal of therapy : <7.5

Profile

URINE R/M (Routine and Microscopic Examination)

Physical Examination

Volume	20	mL	
Colour	Light Yellow		Pale yellow
Transparency	Clear		Clear
Chemical Examination			
Reaction (pH)	5.5		4.5 - 8.0
Specific Gravity	1.020		1.010 - 1.030

Dr. Renu Varshney
 MBBS MD

Pathologist


● This report is not valid for medicolegal case or any court procedure. All tests have technical limitations. Clinicopathological correlation is required. In case of disparity test may be repeated immediately.



SHEKHAR SARRAF MEMORIAL HOSPITAL



Patient Name : MRS. SANNO DEVI
 Age / Sex : 47Y / Female
 Reg.No/UHID : REGH-246111/UHID108098
 Lab No. : LA24020855
 Referred By : Dr.SELF
 Sponsor : BOB
 Verified On :
 Barcode No. : 130985,130986,130987,130988,130989,130990,131

Bill No. : OPB12419812
 Sample Collected : Sep 28 2024 10:11AM
 Sample Received : Sep 28 2024 10:18AM
 Report On : Sep 28 2024 10:40AM
 Bill Creation Date : Sep 28 2024 10:05AM
 Barcode : 
 Passport No. :

Test Name	Results	Units	Biological Reference
Urine Glucose (sugar) (Method-Oxidase/Peroxidase)	Nil		Negative
Urine Protein (Albumin)(Method-Acid/Base Colour Exchange)	Nil		Negative
Urine Ketones (Acetone)(Method-Sodium Nitroprusside)	Nil		Negative
Blood(Method-Peroxidase Hemoglobin)	Nil		Negative
Bilirubin Urine(Method-Coupling Reaction)	Nil		Negative
Nitrite(Method-Diazotisation)	Negative		Negative
Urobilinogen(Method -Ehrlichs Test)	Normal		Negative
Microscopic Examination			
Pus Cells (WBCs)	2-3	/HPF	0 - 5
Epithelial Cells	1-2	/HPF	0 - 4
Red Blood Cells	Nil		Absent
Crystals	Nil		Absent
Cast	Nil		Absent
Yeast Cells	Nil		Absent
Amorphous deposits	Nil		Absent

-----End of the Report-----

Renu

Dr. Renu Varshney
 MBBS MD
 Reg No-UP MCI-62804
 Pathologist

Patholo

● This report is not valid for medicolegal case or any court procedure. All tests have technical limitations. Clinicopathological correlation is in case of disparity test may be repeated immediately

Printed By: Himanshu (85)



SHEKHAR SARRAF MEMORIAL HOSPITAL



NAME: Mrs. Sanno Devi	AGE: 47Y/F	DATE: 28-09-2024
REFERRED BY: Self		REG. No.:246111

ADULT ECHOCARDIOGRAPHY & COLOR DOPPLER REPORT

CHAMBER QUANTITATION	ABSOLUTE VALUE	REFERENCE VALUE
IVS (ed)	11 mm	06 - 10 mm(ed)
LVIDd(ed)	36 mm	35 - 55 mm(ed)
LVIDs (es)	22 mm	22 - 41 mm (es)
LVPW (ed)	11 mm	06 - 10 mm (ed)
RV (Mid ed)	26 mm	27 - 42 mm(ed)
RA length	28 mm	29 - 45 mm(ed)
AORTA (es)	23 mm	22 - 34 mm(es)
LA (es)	32mm	27 - 38 mm(es)

MORPHOLOGY

- **Left Ventricle:** Mild concentric left ventricular hypertrophy present. Normal left ventricular systolic function with no evidence of regional wall motion abnormalities. No intracavitary mass or clot is seen.
- **Right Ventricle:** Right ventricular chamber size was normal with normal wall thickness. Normal right ventricular systolic function with no evidence of regional wall motion abnormalities. No intracavitary mass or clot is seen.
- **Left Atrium:** Left atrium is normal in size with no masses or clot.
- **Right Atrium:** Right atrium is normal in size with no masses or clot.
- **Aorta:** Aorta appeared to be normal.
- **Pulmonary Artery:** Normal in size.
- **Mitral Valve:** Mitral valve appears normal in structure. Normal mobility of the mitral leaflets.
- **Aortic Valve:** Aortic valve appears tricuspid in structure and demonstrates normal cusp mobility.
- **Pulmonary Valve:** Pulmonary appear normal in structure & function.

For Emergency & Ambulance Dial : 08941095341, 43, 57

Near Sasni Gate, Agra Road, Aligarh - 202 001 (U.P.) INDIA | ✉ : hrrusahospital@gmail.com



अपन आस पास के वातावरण का ध्यान रखें,
ताकि आप फर्नीचर से टकराकर न मिरें।



जरूरत के अनुसार मरीज को



SHEKHAR SARRAF MEMORIAL HOSPITAL



- **Tricuspid Valve:** Normal mobility of the tricuspid leaflets.
- **Pericardium:** Normal pericardium. No pericardial effusion.
- **IVC :** Normal in size (<17mm) with normal respiratory variation.

COLOUR FLOW IMAGING & DOPPLER

VALVE	MAXIMUM VELOCITY		REGURGITATION
MITRAL	E = 0.68 (0.5-1.0m/sec) DT = 137 (160- 240ms)	A = 0.78 (0.3-0.8m/sec) E/A = 0.87 (≥ 1.5)	Trace
AORTIC	1.2	(1.0 - 1.7m/sec)	NIL
TRICUSPID	0.6	(0.5 - 1m/sec)	Mild, Peak TRV-2.0 m/s
PULMONARY	0.7	(0.6 - 0.9m/sec)	NIL

IMPRESSION

- (HR- 92bpm)
- Jerky Septum.
- All cardiac chamber dimensions are normal with mild concentric left ventricular hypertrophy.
- Normal biventricular systolic function.
- Trace MR, Mild TR.
- Grade I LV diastolic dysfunction.
- LVEF = 60%.

(Dr. K D Singh)
MBBS, MD