

Patient Name : Mr.JAGANMOHAN REDDY VELURI	Collected : 27/Mar/2023 10:02AM
Age/Gender : 50 Y 7 M 25 D/M	Received : 27/Mar/2023 03:36PM
UHID/MR No : CINR.0000073535	Reported : 27/Mar/2023 05:20PM
Visit ID : CKOROPV358769	Status : Final Report
Ref Doctor : Dr.Dr. RAJENDRA NARAYAN SHARMA	Sponsor Name : ARCOFEMI HEALTHCARE LIMITED
Emp/Auth/TPA ID : BOBE35555	

DEPARTMENT OF HAEMATOLOGY

ARCOFEMI - MEDIWHEEL - FULL BODY ANNUAL PLUS ABOVE 50Y MALE - 2D ECHO - PAN INDIA - FY2324

Test Name	Result	Unit	Bio. Ref. Range	Method
-----------	--------	------	-----------------	--------

HEMOGRAM , WHOLE BLOOD-EDTA

HAEMOGLOBIN	12.7	g/dL	13-17	Spectrophotometer
PCV	37.40	%	40-50	Electronic pulse & Calculation
RBC COUNT	4.08	Million/cu.mm	4.5-5.5	Electrical Impedence
MCV	91.7	fL	83-101	Calculated
MCH	31.2	pg	27-32	Calculated
MCHC	34	g/dL	31.5-34.5	Calculated
R.D.W	16.3	%	11.6-14	Calculated
TOTAL LEUCOCYTE COUNT (TLC)	5,950	cells/cu.mm	4000-10000	Electrical Impedence

DIFFERENTIAL LEUCOCYTIC COUNT (DLC)

NEUTROPHILS	63.9	%	40-80	Electrical Impedence
LYMPHOCYTES	22.3	%	20-40	Electrical Impedence
EOSINOPHILS	3.7	%	1-6	Electrical Impedence
MONOCYTES	9.4	%	2-10	Electrical Impedence
BASOPHILS	0.7	%	<1-2	Electrical Impedence

ABSOLUTE LEUCOCYTE COUNT

NEUTROPHILS	3802.05	Cells/cu.mm	2000-7000	Electrical Impedence
LYMPHOCYTES	1326.85	Cells/cu.mm	1000-3000	Electrical Impedence
EOSINOPHILS	220.15	Cells/cu.mm	20-500	Electrical Impedence
MONOCYTES	559.3	Cells/cu.mm	200-1000	Electrical Impedence
BASOPHILS	41.65	Cells/cu.mm	0-100	Electrical Impedence

PLATELET COUNT

PLATELET COUNT	218000	cells/cu.mm	150000-410000	Electrical impedence
----------------	--------	-------------	---------------	----------------------

ERYTHROCYTE SEDIMENTATION RATE (ESR)

ERYTHROCYTE SEDIMENTATION RATE (ESR)	33	mm at the end of 1 hour	0-15	Modified Westgren method
--------------------------------------	----	-------------------------	------	--------------------------

PERIPHERAL SMEAR

RBCs: are normocytic normochromic

WBCs: are normal in total number with normal distribution and morphology.

PLATELETS: appear adequate in number.

HEMOPARASITES: negative

IMPRESSION: NORMOCYTIC NORMOCHROMIC BLOOD PICTURE

Patient Name	: Mr.JAGANMOHAN REDDY VELURI	Collected	: 27/Mar/2023 10:02AM
Age/Gender	: 50 Y 7 M 25 D/M	Received	: 27/Mar/2023 03:36PM
UHID/MR No	: CINR.0000073535	Reported	: 27/Mar/2023 05:20PM
Visit ID	: CKOROPV358769	Status	: Final Report
Ref Doctor	: Dr.Dr. RAJENDRA NARAYAN SHARMA	Sponsor Name	: ARCOFEMI HEALTHCARE LIMITED
Emp/Auth/TPA ID	: BOBE35555		

**DEPARTMENT OF HAEMATOLOGY**

**ARCOFEMI - MEDIWHEEL - FULL BODY ANNUAL PLUS ABOVE 50Y MALE - 2D ECHO - PAN INDIA - FY2324**

Test Name	Result	Unit	Bio. Ref. Range	Method



SIN No:BED230077732

Patient Name : Mr.JAGANMOHAN REDDY VELURI	Collected : 27/Mar/2023 10:02AM
Age/Gender : 50 Y 7 M 25 D/M	Received : 27/Mar/2023 03:36PM
UHID/MR No : CINR.0000073535	Reported : 27/Mar/2023 06:53PM
Visit ID : CKOROPV358769	Status : Final Report
Ref Doctor : Dr.Dr. RAJENDRA NARAYAN SHARMA	Sponsor Name : ARCOFEMI HEALTHCARE LIMITED
Emp/Auth/TPA ID : BOBE35555	

**DEPARTMENT OF HAEMATOLOGY**

**ARCOFEMI - MEDIWHEEL - FULL BODY ANNUAL PLUS ABOVE 50Y MALE - 2D ECHO - PAN INDIA - FY2324**

Test Name	Result	Unit	Bio. Ref. Range	Method
-----------	--------	------	-----------------	--------

<b>BLOOD GROUP ABO AND RH FACTOR , WHOLE BLOOD-EDTA</b>				
BLOOD GROUP TYPE	B			Microplate Hemagglutination
Rh TYPE	Positive			Microplate Hemagglutination



Patient Name : Mr.JAGANMOHAN REDDY VELURI	Collected : 27/Mar/2023 10:02AM
Age/Gender : 50 Y 7 M 25 D/M	Received : 27/Mar/2023 04:14PM
UHID/MR No : CINR.0000073535	Reported : 27/Mar/2023 04:49PM
Visit ID : CKOROPV358769	Status : Final Report
Ref Doctor : Dr.Dr. RAJENDRA NARAYAN SHARMA	Sponsor Name : ARCOFEMI HEALTHCARE LIMITED
Emp/Auth/TPA ID : BOBE35555	

**DEPARTMENT OF BIOCHEMISTRY**

**ARCOFEMI - MEDIWHEEL - FULL BODY ANNUAL PLUS ABOVE 50Y MALE - 2D ECHO - PAN INDIA - FY2324**

Test Name	Result	Unit	Bio. Ref. Range	Method
-----------	--------	------	-----------------	--------

GLUCOSE, FASTING , NAF PLASMA	121	mg/dL	70-100	HEXOKINASE
-------------------------------	-----	-------	--------	------------

**Comment:**

As per American Diabetes Guidelines

Fasting Glucose Values in mg/d L	Interpretation
<100 mg/dL	Normal
100-125 mg/dL	Prediabetes
≥126 mg/dL	Diabetes

GLUCOSE, POST PRANDIAL (PP), 2 HOURS , NAF PLASMA	206	mg/dL	70-140	HEXOKINASE
---	-----	-------	--------	------------

**Comment:**

It is recommended that FBS and PPBS should be interpreted with respect to their Biological reference ranges and not with each other.

Conditions which may lead to lower postprandial glucose levels as compared to fasting glucose levels may be due to reactive hypoglycemia, dietary meal content, duration or timing of sampling after food digestion and absorption, medications such as insulin preparations, sulfonylureas, amylin analogues, or conditions such as overproduction of insulin.

Ref: Marks medical biochemistry and clinical approach

Patient Name : Mr.JAGANMOHAN REDDY VELURI	Collected : 27/Mar/2023 10:02AM
Age/Gender : 50 Y 7 M 25 D/M	Received : 27/Mar/2023 04:14PM
UHID/MR No : CINR.0000073535	Reported : 27/Mar/2023 04:49PM
Visit ID : CKOROPV358769	Status : Final Report
Ref Doctor : Dr.Dr. RAJENDRA NARAYAN SHARMA	Sponsor Name : ARCOFEMI HEALTHCARE LIMITED
Emp/Auth/TPA ID : BOBE35555	

DEPARTMENT OF BIOCHEMISTRY

ARCOFEMI - MEDIWHEEL - FULL BODY ANNUAL PLUS ABOVE 50Y MALE - 2D ECHO - PAN INDIA - FY2324

Test Name	Result	Unit	Bio. Ref. Range	Method
HBA1C, GLYCATED HEMOGLOBIN , WHOLE BLOOD-EDTA	7.3	%		HPLC
ESTIMATED AVERAGE GLUCOSE (eAG) , WHOLE BLOOD-EDTA	163	mg/dL		Calculated

**Comment:**

Reference Range as per American Diabetes Association (ADA):

REFERENCE GROUP	HBA1C IN %
NON DIABETIC ADULTS >18 YEARS	<5.7
AT RISK (PREDIABETES)	5.7 – 6.4
DIAGNOSING DIABETES	≥ 6.5
DIABETICS	
· EXCELLENT CONTROL	6 – 7
· FAIR TO GOOD CONTROL	7 – 8
· UNSATISFACTORY CONTROL	8 – 10
· POOR CONTROL	>10

Note: Dietary preparation or fasting is not required.

1. A1C test should be performed at least two times a year in patients who are meeting treatment goals (and who have stable glycemic control).
2. Lowering A1C to below or around 7% has been shown to reduce microvascular and neuropathic complications of type 1 and type 2 diabetes. When mean annual HbA1c is <1.1 times ULN (upper limit of normal), renal and retinal complications are rare, but complications occur in >70% of cases when HbA1c is >1.7 times ULN.
3. Falsely low HbA1c (below 4%) may be observed in patients with clinical conditions that shorten erythrocyte life span or decrease mean erythrocyte age. HbA1c may not accurately reflect glycemic control when clinical conditions that affect erythrocyte survival are present. Fructosamine may be used as an alternate measurement of glycemic control



Patient Name : Mr.JAGANMOHAN REDDY VELURI	Collected : 27/Mar/2023 10:02AM
Age/Gender : 50 Y 7 M 25 D/M	Received : 27/Mar/2023 04:20PM
UHID/MR No : CINR.0000073535	Reported : 27/Mar/2023 06:53PM
Visit ID : CKOROPV358769	Status : Final Report
Ref Doctor : Dr.Dr. RAJENDRA NARAYAN SHARMA	Sponsor Name : ARCOFEMI HEALTHCARE LIMITED
Emp/Auth/TPA ID : BOBE35555	

DEPARTMENT OF BIOCHEMISTRY

ARCOFEMI - MEDIWHEEL - FULL BODY ANNUAL PLUS ABOVE 50Y MALE - 2D ECHO - PAN INDIA - FY2324

Test Name	Result	Unit	Bio. Ref. Range	Method
-----------	--------	------	-----------------	--------

LIPID PROFILE , SERUM

TOTAL CHOLESTEROL	123	mg/dL	<200	CHO-POD
TRIGLYCERIDES	87	mg/dL	<150	GPO-POD
HDL CHOLESTEROL	<b>29</b>	mg/dL	40-60	Enzymatic Immunoinhibition
NON-HDL CHOLESTEROL	94	mg/dL	<130	Calculated
LDL CHOLESTEROL	76.6	mg/dL	<100	Calculated
VLDL CHOLESTEROL	17.4	mg/dL	<30	Calculated
CHOL / HDL RATIO	4.24		0-4.97	Calculated

Comment:

Reference Interval as per National Cholesterol Education Program (NCEP) Adult Treatment Panel III Report.

	Desirable	Borderline High	High	Very High
TOTAL CHOLESTEROL	< 200	200 - 239	≥ 240	
TRIGLYCERIDES	<150	150 - 199	200 - 499	≥ 500
LDL	Optimal < 100 Near Optimal 100-129	130 - 159	160 - 189	≥ 190
HDL	≥ 60			
NON-HDL CHOLESTEROL	Optimal <130; Above Optimal 130-159	160-189	190-219	>220

Measurements in the same patient can show physiological and analytical variations.

NCEP ATP III identifies non-HDL cholesterol as a secondary target of therapy in persons with high triglycerides.



Patient Name : Mr.JAGANMOHAN REDDY VELURI	Collected : 27/Mar/2023 10:02AM
Age/Gender : 50 Y 7 M 25 D/M	Received : 27/Mar/2023 04:20PM
UHID/MR No : CINR.0000073535	Reported : 27/Mar/2023 06:53PM
Visit ID : CKOROPV358769	Status : Final Report
Ref Doctor : Dr.Dr. RAJENDRA NARAYAN SHARMA	Sponsor Name : ARCOFEMI HEALTHCARE LIMITED
Emp/Auth/TPA ID : BOBE35555	

**DEPARTMENT OF BIOCHEMISTRY**

**ARCOFEMI - MEDIWHEEL - FULL BODY ANNUAL PLUS ABOVE 50Y MALE - 2D ECHO - PAN INDIA - FY2324**

Test Name	Result	Unit	Bio. Ref. Range	Method
-----------	--------	------	-----------------	--------

**LIVER FUNCTION TEST (LFT) , SERUM**

BILIRUBIN, TOTAL	0.51	mg/dL	0.3-1.2	DPD
BILIRUBIN CONJUGATED (DIRECT)	0.08	mg/dL	<0.2	DPD
BILIRUBIN (INDIRECT)	0.43	mg/dL	0.0-1.1	Dual Wavelength
ALANINE AMINOTRANSFERASE (ALT/SGPT)	17	U/L	<50	IFCC
ASPARTATE AMINOTRANSFERASE (AST/SGOT)	14.0	U/L	<50	IFCC
ALKALINE PHOSPHATASE	77.00	U/L	30-120	IFCC
PROTEIN, TOTAL	6.88	g/dL	6.6-8.3	Biuret
ALBUMIN	3.90	g/dL	3.5-5.2	BROMO CRESOL GREEN
GLOBULIN	2.98	g/dL	2.0-3.5	Calculated
A/G RATIO	1.31		0.9-2.0	Calculated



Patient Name : Mr.JAGANMOHAN REDDY VELURI	Collected : 27/Mar/2023 10:02AM
Age/Gender : 50 Y 7 M 25 D/M	Received : 27/Mar/2023 04:20PM
UHID/MR No : CINR.0000073535	Reported : 27/Mar/2023 06:53PM
Visit ID : CKOROPV358769	Status : Final Report
Ref Doctor : Dr.Dr. RAJENDRA NARAYAN SHARMA	Sponsor Name : ARCOFEMI HEALTHCARE LIMITED
Emp/Auth/TPA ID : BOBE35555	

DEPARTMENT OF BIOCHEMISTRY

ARCOFEMI - MEDIWHEEL - FULL BODY ANNUAL PLUS ABOVE 50Y MALE - 2D ECHO - PAN INDIA - FY2324

Test Name	Result	Unit	Bio. Ref. Range	Method
-----------	--------	------	-----------------	--------

RENAL PROFILE/RENAL FUNCTION TEST (RFT/KFT) , SERUM

CREATININE	0.87	mg/dL	0.72 – 1.18	JAFFE METHOD
UREA	19.50	mg/dL	17-43	GLDH, Kinetic Assay
BLOOD UREA NITROGEN	9.1	mg/dL	8.0 - 23.0	Calculated
URIC ACID	4.39	mg/dL	3.5–7.2	Uricase PAP
CALCIUM	9.30	mg/dL	8.8-10.6	Arsenazo III
PHOSPHORUS, INORGANIC	3.32	mg/dL	2.5-4.5	Phosphomolybdate Complex
SODIUM	139	mmol/L	136–146	ISE (Indirect)
POTASSIUM	4.1	mmol/L	3.5–5.1	ISE (Indirect)
CHLORIDE	108	mmol/L	101–109	ISE (Indirect)





Patient Name : Mr.JAGANMOHAN REDDY VELURI	Collected : 27/Mar/2023 10:02AM
Age/Gender : 50 Y 7 M 25 D/M	Received : 27/Mar/2023 04:20PM
UHID/MR No : CINR.0000073535	Reported : 27/Mar/2023 06:53PM
Visit ID : CKOROPV358769	Status : Final Report
Ref Doctor : Dr.Dr. RAJENDRA NARAYAN SHARMA	Sponsor Name : ARCOFEMI HEALTHCARE LIMITED
Emp/Auth/TPA ID : BOBE35555	

**DEPARTMENT OF BIOCHEMISTRY**

**ARCOFEMI - MEDIWHEEL - FULL BODY ANNUAL PLUS ABOVE 50Y MALE - 2D ECHO - PAN INDIA - FY2324**

Test Name	Result	Unit	Bio. Ref. Range	Method
<b>GAMMA GLUTAMYL TRANSPEPTIDASE (GGT) , SERUM</b>	16.00	U/L	<55	IFCC



Patient Name : Mr.JAGANMOHAN REDDY VELURI	Collected : 27/Mar/2023 10:02AM
Age/Gender : 50 Y 7 M 25 D/M	Received : 27/Mar/2023 04:19PM
UHID/MR No : CINR.0000073535	Reported : 27/Mar/2023 05:11PM
Visit ID : CKOROPV358769	Status : Final Report
Ref Doctor : Dr.Dr. RAJENDRA NARAYAN SHARMA	Sponsor Name : ARCOFEMI HEALTHCARE LIMITED
Emp/Auth/TPA ID : BOBE35555	

DEPARTMENT OF IMMUNOLOGY

ARCOFEMI - MEDIWHEEL - FULL BODY ANNUAL PLUS ABOVE 50Y MALE - 2D ECHO - PAN INDIA - FY2324

Test Name	Result	Unit	Bio. Ref. Range	Method
-----------	--------	------	-----------------	--------

THYROID PROFILE (TOTAL T3, TOTAL T4, TSH) , SERUM

TRI-IODOTHYRONINE (T3, TOTAL)	0.81	ng/mL	0.7-2.04	CLIA
THYROXINE (T4, TOTAL)	8.46	µg/dL	6.09-12.23	CLIA
THYROID STIMULATING HORMONE (TSH)	2.943	µIU/mL	0.34-5.60	CLIA

**Comment:**

Serum TSH concentrations exhibit a diurnal variation with the peak occurring during the night and the nadir occurring between 10 a.m. and 4 p.m. In primary hypothyroidism, thyroid-stimulating hormone (TSH) levels will be elevated. In primary hyperthyroidism, TSH levels will be low. Elevated or low TSH in the context of normal free thyroxine is often referred to as subclinical hypo- or hyperthyroid-ism, respectively. Physiological rise in Total T3 / T4 levels is seen in pregnancy and in patients on steroid therapy.

Recommended test for T3 and T4 is unbound fraction or free levels as it is metabolically active.

**Note:**

For pregnant females	Bio Ref Range for TSH in uIU/ml (As per American Thyroid Association)
First trimester	0.1 - 2.5
Second trimester	0.2 - 3.0
Third trimester	0.3 - 3.0



Patient Name : Mr.JAGANMOHAN REDDY VELURI	Collected : 27/Mar/2023 10:02AM
Age/Gender : 50 Y 7 M 25 D/M	Received : 27/Mar/2023 04:19PM
UHID/MR No : CINR.0000073535	Reported : 27/Mar/2023 05:11PM
Visit ID : CKOROPV358769	Status : Final Report
Ref Doctor : Dr.Dr. RAJENDRA NARAYAN SHARMA	Sponsor Name : ARCOFEMI HEALTHCARE LIMITED
Emp/Auth/TPA ID : BOBE35555	

**DEPARTMENT OF IMMUNOLOGY**

**ARCOFEMI - MEDIWHEEL - FULL BODY ANNUAL PLUS ABOVE 50Y MALE - 2D ECHO - PAN INDIA - FY2324**

Test Name	Result	Unit	Bio. Ref. Range	Method
<b>TOTAL PROSTATIC SPECIFIC ANTIGEN (tPSA) , SERUM</b>	1.020	ng/mL	0-4	CLIA

**Comment:**

Disclaimer: \*The results determined by assays using different manufacturers or methods may not be comparable.

Manufacturer: BECKMAN COULTER



Patient Name : Mr.JAGANMOHAN REDDY VELURI	Collected : 27/Mar/2023 09:56AM
Age/Gender : 50 Y 7 M 25 D/M	Received : 27/Mar/2023 05:30PM
UHID/MR No : CINR.0000073535	Reported : 27/Mar/2023 06:02PM
Visit ID : CKOROPV358769	Status : Final Report
Ref Doctor : Dr.Dr. RAJENDRA NARAYAN SHARMA	Sponsor Name : ARCOFEMI HEALTHCARE LIMITED
Emp/Auth/TPA ID : BOBE35555	

DEPARTMENT OF CLINICAL PATHOLOGY

ARCOFEMI - MEDIWHEEL - FULL BODY ANNUAL PLUS ABOVE 50Y MALE - 2D ECHO - PAN INDIA - FY2324

Test Name	Result	Unit	Bio. Ref. Range	Method
-----------	--------	------	-----------------	--------

COMPLETE URINE EXAMINATION , URINE

PHYSICAL EXAMINATION

COLOUR	PALE YELLOW		PALE YELLOW	Visual
TRANSPARENCY	CLEAR		CLEAR	Visual
pH	5.5		5-7.5	DOUBLE INDICATOR
SP. GRAVITY	1.010		1.002-1.030	Bromothymol Blue

BIOCHEMICAL EXAMINATION

URINE PROTEIN	NEGATIVE		NEGATIVE	PROTEIN ERROR OF INDICATOR
GLUCOSE	POSITIVE ++++		NEGATIVE	GLUCOSE OXIDASE
URINE BILIRUBIN	NEGATIVE		NEGATIVE	AZO COUPLING REACTION
URINE KETONES (RANDOM)	NEGATIVE		NEGATIVE	SODIUM NITRO PRUSSIDE
UROBILINOGEN	NORMAL		NORMAL	MODIFIED EHRlich REACTION
BLOOD	NEGATIVE		NEGATIVE	Peroxidase
NITRITE	NEGATIVE		NEGATIVE	Diazotization
LEUCOCYTE ESTERASE	NEGATIVE		NEGATIVE	LEUCOCYTE ESTERASE

CENTRIFUGED SEDIMENT WET MOUNT AND MICROSCOPY

PUS CELLS	2-3	/hpf	0-5	Microscopy
EPITHELIAL CELLS	1-2	/hpf	<10	MICROSCOPY
RBC	NIL	/hpf	0-2	MICROSCOPY
CASTS	NIL		0-2 Hyaline Cast	MICROSCOPY
CRYSTALS	ABSENT		ABSENT	MICROSCOPY

Result Rechecked



SIN No:UR2086740

Patient Name : Mr.JAGANMOHAN REDDY VELURI	Collected : 27/Mar/2023 10:02AM
Age/Gender : 50 Y 7 M 25 D/M	Received : 27/Mar/2023 05:30PM
UHID/MR No : CINR.0000073535	Reported : 27/Mar/2023 06:02PM
Visit ID : CKOROPV358769	Status : Final Report
Ref Doctor : Dr.Dr. RAJENDRA NARAYAN SHARMA	Sponsor Name : ARCOFEMI HEALTHCARE LIMITED
Emp/Auth/TPA ID : BOBE35555	


**DEPARTMENT OF CLINICAL PATHOLOGY**

**ARCOFEMI - MEDIWHEEL - FULL BODY ANNUAL PLUS ABOVE 50Y MALE - 2D ECHO - PAN INDIA - FY2324**

Test Name	Result	Unit	Bio. Ref. Range	Method
URINE GLUCOSE(POST PRANDIAL)	POSITIVE (++++)		NEGATIVE	Dipstick
URINE GLUCOSE(FASTING)	POSITIVE (++++)		NEGATIVE	Dipstick

**\*\*\* End Of Report \*\*\***

Result/s to Follow:  
PERIPHERAL SMEAR

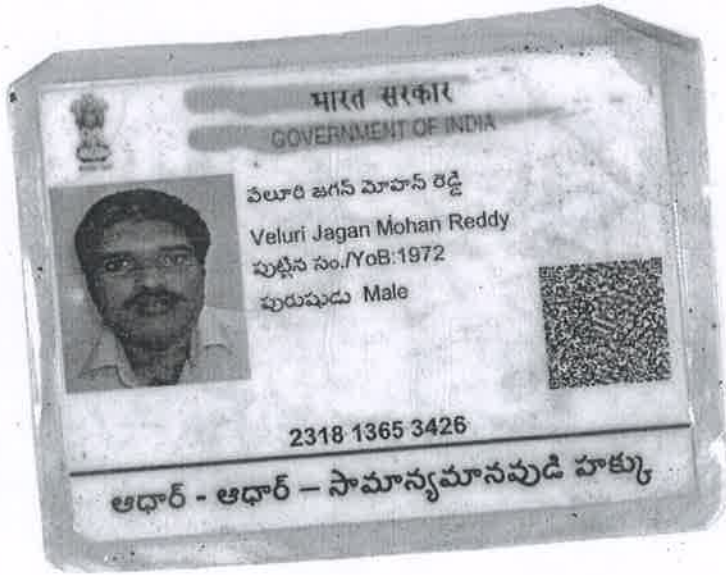


**DR. PRASHANTH. R**  
M.B.B.S, MD  
Consultant Pathologist



**Dr. Anita Shobha Flynn**  
M.B.B.S, MD(Pathology)  
Consultant Pathologist





*[Handwritten signature]*

8125889106

**Fwd: Health Check up Booking Request(bobE35555), Beneficiary Code-67562**

jaganmohan reddy veluri &lt;jaganv@hotmail.com&gt;

Fri 3/24/2023 2:46 PM

To: VELURI JAGANMOHAN REDDY &lt;VELURI.REDDY@bankofbaroda.com&gt;

**\*\*सावधान:** यह मेल बैंक डोमेन के बाहर से आया है. अगर आप प्रेषक को नहीं जानते तो मेल में दी गयी लिंक पर क्लिक ना करें या अटैचमेंट ना खोलें.

**\*\*CAUTION:** THIS MAIL IS ORIGINATED FROM OUTSIDE OF THE BANK'S DOMAIN. DO NOT CLICK ON LINKS OR OPEN ATTACHMENTS UNLESS YOU KNOW THE SENDER.

[Get Outlook for Android](#)**From:** Mediwheel <wellness@mediwheel.in>**Sent:** Friday, March 24, 2023 12:30:58 PM**To:** jaganv@hotmail.com <jaganv@hotmail.com>**Cc:** customercare@mediwheel.in <customercare@mediwheel.in>**Subject:** Health Check up Booking Request(bobE35555), Beneficiary Code-67562**011-41195959****Email:wellness@mediwheel.in**Dear **MR. REDDY VELURI JAGANMOHAN,**

Thanks for booking Health Checkup and we have required following document for confirmation of booking health checkup.

1. HRM Letter

Please note following instruction for HRM letter.

1. For generating permission letter for cashless health check-up in the HR Connect, the path to be followed is given below:

a) Employee Self Service-> Reimbursement-> Reimbursement application ->Add New value ->Reimbursement Type: Mandatory Health Check-up " Click Add

b) Select Financial Year 2022-23, Self or Spouse, Claim Type - Cashless and Submit

c) After submission, click print button to generate Permission Letter

**Booking Date** : 24-03-2023**Health Check up Name** : Arcofemi MediWheel Full Body Annual Plus Male Above 50 2D  
ECHO (Metro)**Name of** : Apollo Medical Centre - Koramangala



LETTER OF APPROVAL / RECOMMENDATION

To,

The Coordinator,  
Mediwheel (Arcofemi Healthcare Limited)  
Helpline number: 011- 41195959

Dear Sir / Madam,

**Sub: Annual Health Checkup for the employees of Bank of Baroda**

This is to inform you that the following employee wishes to avail the facility of Cashless Annual Health Checkup provided by you in terms of our agreement.

PARTICULARS	EMPLOYEE DETAILS
NAME	MR. REDDY VELURI JAGANMOHAN
EC NO.	158636
DESIGNATION	CENTRALIZED TRANSACTION MONITORING UNIT
PLACE OF WORK	BENGALURU,ZO BENGALURU
BIRTHDATE	02-08-1972
PROPOSED DATE OF HEALTH CHECKUP	27-03-2023
BOOKING REFERENCE NO.	22M158636100052508E

This letter of approval / recommendation is valid if submitted along with copy of the Bank of Baroda employee id card. This approval is valid from **24-03-2023** till **31-03-2023** The list of medical tests to be conducted is provided in the annexure to this letter. Please note that the said health checkup is a **cashless facility** as per our tie up arrangement. We request you to attend to the health checkup requirement of our employee and accord your top priority and best resources in this regard. The EC Number and the booking reference number as given in the above table shall be mentioned in the invoice, invariably.

We solicit your co-operation in this regard.

Yours faithfully,

Sd/-

**Chief General Manager**  
**HRM Department**  
**Bank of Baroda**

(Note: This is a computer generated letter. No Signature required. For any clarification, please contact Mediwheel (Arcofemi Healthcare Limited))



Patient Name	: Mr. Jaganmohan Reddy Veluri	Age	: 50 Y/M
UHID	: CINR.0000073535	OP Visit No	: CKOROPV358769
Conducted By:	:	Conducted Date	: 30-03-2023 18:48
Referred By	: SELF		

---

done

Name : Mr. Jaganmohan Reddy Veluri

Age: 50 Y

UHID: CINR.0000073535

Sex: M



Address : Ulsoor

OP Number: CKOROPV358769

 Plan : ARCOFEMI MEDIWHEEL MALE AHC CREDIT PAN  
 INDIA OP AGREEMENT

Bill No : CKOR-OCR-74809

Date : 27.03.2023 09:41

Sno	Service Type/ServiceName	Department
1	ARCOFEMI - MEDIWHEEL - FULL BODY ANNUAL PLUS ABOVE 50Y MALE - 2D ECHO - PAN INDIA - FY2324	
1	URINE GLUCOSE(FASTING)	
2	GAMMA GLUTAMYL TRANSFERASE (GGT)	
3	PROSTATIC SPECIFIC ANTIGEN (PSA TOTAL)	
4	HbA1c, GLYCATED HEMOGLOBIN	
5	2 D ECHO <i>Dr Mohan</i>	
6	LIVER FUNCTION TEST (LFT)	
7	X-RAY CHEST PA <i>✓</i>	
8	GLUCOSE, FASTING	
9	HEMOGRAM + PERIPHERAL SMEAR	
10	ENT CONSULTATION <i>Dr. Nijer</i>	
11	FITNESS BY GENERAL PHYSICIAN	
12	DIET CONSULTATION	
13	COMPLETE URINE EXAMINATION	
14	URINE GLUCOSE(POST PRANDIAL)	
15	PERIPHERAL SMEAR	
16	ECG <i>✓</i>	
17	BLOOD GROUP ABO AND RH FACTOR	
18	LIPID PROFILE	
19	BODY MASS INDEX (BMI)	
20	OPHTHAL BY GENERAL PHYSICIAN <i>o/e</i>	
21	RENAL PROFILE/RENAL FUNCTION TEST (RFT/KFT)	
22	ULTRASOUND - WHOLE ABDOMEN <i>-CHD</i>	
23	THYROID PROFILE (TOTAL T3, TOTAL T4, TSH)	
24	DENTAL CONSULTATION	
25	GLUCOSE, POST PRANDIAL (PP), 2 HOURS (POST MEAL)	

*Opthal Screening*  
*physio - room no-24*  
*Dental - room no-15*

*Ht 185 cm.*  
*wt - 122.8 kg.*  
*Hip - 123 cm.*  
*waist - 125 cm.*  
*Bp*



DR. MAHABALESHWAR.M  
MBBS.(MYS), MD(AIIMS DELHI)FICS  
D.O (JIPMER)  
REG.NO:KMC:9748

DATE: 27/8/20  
OP NO:

**THE APOLLO MEDICAL CENTER KORAMANGALA**

NAME: Jagmohan Deddy Velu

AGE : 50

GENDER: M

known chab?

OPHTHALMIC REPORT

RIGHT EYE

LEFT EYE

**GENERAL APPEARANCE**

VISION - DISTANCE

WITHOUT GLASS

6/6

6/6

WITH GLASS

GLASS POWER

0.00

NEAR

WITHOUT GLASS

NG

NG

WITH GLASS

GLASS POWER

COLOUR

normal

ANTERIOR SEGMENT:-

FUNDUS

Myopia. N. S. in  
normal  
reflex

I.O.P: DIGITAL

DOCTOR SIGNATURE



Apollo

Expertise. Closer to you.

DR VIJAYALAKSHMI M  
MBBS, DLO, DNB (ENT)

HEALTH CHECK - ENT

27/03/23

NAME: *Jagannath Reddy*

AGE: *50*

EAR:

RE:

LE:

EXTERNAL EAR

MIDDLE EAR

INNER EAR (FN)

*normal*

HEARING ASSESSMENT:

RE:

LE:

RHINNE

WEBER

ABC

*normal*

NOSE

THROAT

AIRWAY

ORAL CAVITY

SEPTUM

OROPHARYNX

TURBINATES

PHARYNX

OTHERS

LARYNX

*LATE*

*Normal*

*Gr. pharynx  
PNDH*

NECK

NECK NODES

OTHER

*normal*

AUDIOMETRY

IMPRESSION

*Gr. pharynx  
Normal  
PNDH  
E. Normal*

SIGNATURE



# Ear Solutions

Ear Solutions Pvt. Ltd.

www.earsolutions.in  
 contact@earsolutions.in  
 +91 9015 116 116

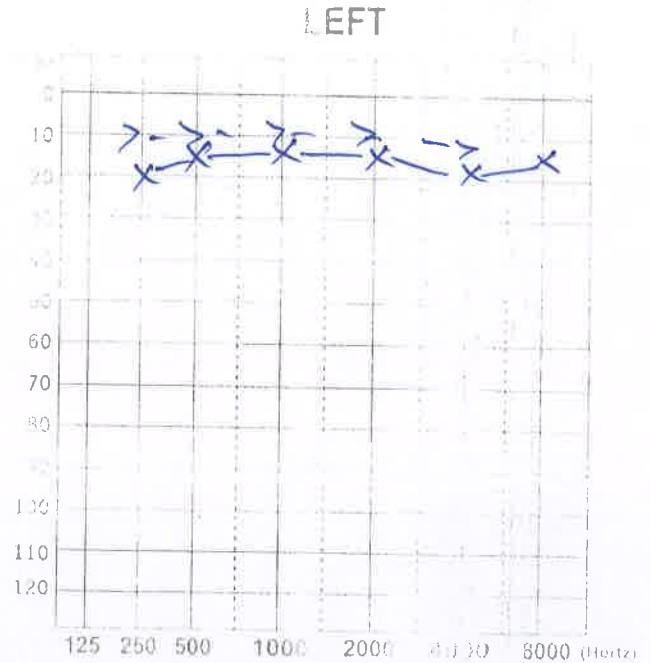
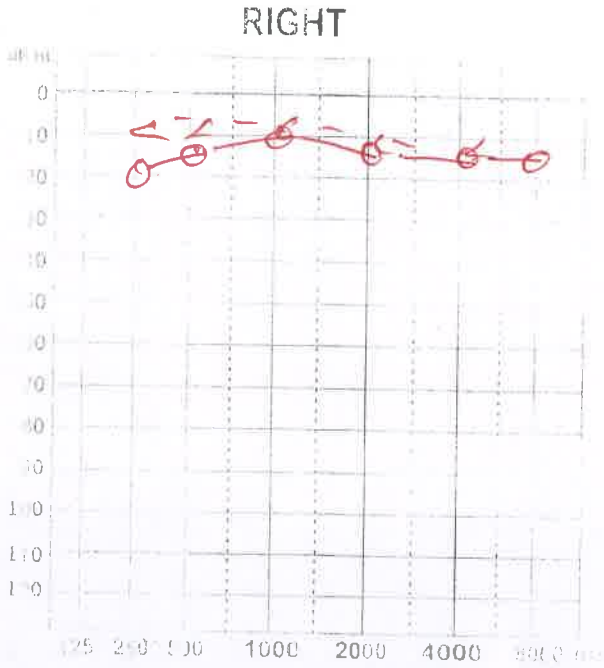
## Audiogram

Name:- Jaganmohan Reddy

Age:- 50 y/m

Date:- 27/03/20  
Hc

Case History:-



	RIGHT (dB HL)	LEFT (dB HL)
PIA	13.3 dB HL	15 dB HL
JCL		
SES		

	RIGHT	LEFT
Tympanogram		
Ear Canal Volume (ml)		
Ear Compliance (ml)		
Middle Ear Pressure (dapa)		

Tone Audiometry  
 AC Right: o  
 Left: x  
 BC Right: <  
 Left: >  
 MCL Right: M  
 Left: M  
 JCL Right: m  
 Left: m

Diagnosis: Bilateral Normal  
Hearing Sensitivity.

Recommendation: \_\_\_\_\_

Signature: [Signature]

Patient Name : Mr.JAGANMOHAN REDDY VELURI	Collected : 27/Mar/2023 10:02AM
Age/Gender : 50 Y 7 M 25 D/M	Received : 27/Mar/2023 03:36PM
UHID/MR No : CINR.0000073535	Reported : 27/Mar/2023 05:20PM
Visit ID : CKOROPV358769	Status : Final Report
Ref Doctor : Dr.Dr. RAJENDRA NARAYAN SHARMA	Sponsor Name : ARCOFEMI HEALTHCARE LIMITED
Emp/Auth/TPA ID : BOBE35555	

**DEPARTMENT OF HAEMATOLOGY**

**ARCOFEMI - MEDIWHEEL - FULL BODY ANNUAL PLUS ABOVE 50Y MALE - 2D ECHO - PAN INDIA - FY2324**

Test Name	Result	Unit	Bio. Ref. Range	Method
-----------	--------	------	-----------------	--------

HEMOGRAM , WHOLE BLOOD-EDTA				
HAEMOGLOBIN	12.7	g/dL	13-17	Spectrophotometer
PCV	37.40	%	40-50	Electronic pulse & Calculation
RBC COUNT	4.08	Million/cu.mm	4.5-5.5	Electrical Impedance
MCV	91.7	fL	83-101	Calculated
MCH	31.2	pg	27-32	Calculated
MCHC	34	g/dL	31.5-34.5	Calculated
R.D.W	16.3	%	11.6-14	Calculated
TOTAL LEUCOCYTE COUNT (TLC)	5,950	cells/cu.mm	4000-10000	Electrical Impedance
DIFFERENTIAL LEUCOCYTIC COUNT (DLC)				
NEUTROPHILS	63.9	%	40-80	Electrical Impedance
LYMPHOCYTES	22.3	%	20-40	Electrical Impedance
EOSINOPHILS	3.7	%	1-6	Electrical Impedance
MONOCYTES	9.4	%	2-10	Electrical Impedance
BASOPHILS	0.7	%	<1-2	Electrical Impedance
ABSOLUTE LEUCOCYTE COUNT				
NEUTROPHILS	3802.05	Cells/cu.mm	2000-7000	Electrical Impedance
LYMPHOCYTES	1326.85	Cells/cu.mm	1000-3000	Electrical Impedance
EOSINOPHILS	220.15	Cells/cu.mm	20-500	Electrical Impedance
MONOCYTES	559.3	Cells/cu.mm	200-1000	Electrical Impedance
BASOPHILS	41.65	Cells/cu.mm	0-100	Electrical Impedance
PLATELET COUNT	218000	cells/cu.mm	150000-410000	Electrical impedance
ERYTHROCYTE SEDIMENTATION RATE (ESR)	33	mm at the end of 1 hour	0-15	Modified Westgren method
PERIPHERAL SMEAR				

RBCs: are normocytic normochromic

WBCs: are normal in total number with normal distribution and morphology.

PLATELETS: appear adequate in number.

HEMOPARASITES: negative

**IMPRESSION: NORMOCYTIC NORMOCHROMIC BLOOD PICTURE**

Patient Name : Mr.JAGANMOHAN REDDY VELURI	Collected : 27/Mar/2023 10:02AM
Age/Gender : 50 Y 7 M 25 D/M	Received : 27/Mar/2023 03:36PM
UHID/MR No : CINR.0000073535	Reported : 27/Mar/2023 05:20PM
Visit ID : CKOROPV358769	Status : Final Report
Ref Doctor : Dr.Dr. RAJENDRA NARAYAN SHARMA	Sponsor Name : ARCOFEMI HEALTHCARE LIMITED
Emp/Auth/TPA ID : BOBE35555	

**DEPARTMENT OF HAEMATOLOGY**

**ARCOFEMI - MEDIWHEEL - FULL BODY ANNUAL PLUS ABOVE 50Y MALE - 2D ECHO - PAN INDIA - FY2324**

Test Name	Result	Unit	Bio. Ref. Range	Method



SIN No:BED230077732

**Apollo Health and Lifestyle Limited**

(CIN - U85110TG2000PLC046089) Regd. Office: #7-1-617/A, 615 & 616, Imperial Towers, 7th Floor ; Ameerpet, Hyderabad, Telangana - 500 038 | Email ID: enquiry@apollohl.com

**APOLLO CLINICS NETWORK KARNATAKA**

**Bangalore** (Basavanagudi | Bellandur | Electronics City | HSR Layout | Indra Nagar | JP Nagar | Kundalahalli | Koramangala | Sarjapur Road) **Mysore** (Kallidasa Road)

Online appointments: [www.apolloclinic.com](http://www.apolloclinic.com)

TO BOOK AN APPOINTMENT

 **1860 500 778**

Patient Name : Mr.JAGANMOHAN REDDY VELURI	Collected : 27/Mar/2023 10:02AM
Age/Gender : 50 Y 7 M 25 D/M	Received : 27/Mar/2023 03:36PM
UHID/MR No : CINR.0000073535	Reported : 27/Mar/2023 06:53PM
Visit ID : CKOROPV358769	Status : Final Report
Ref Doctor : Dr.Dr. RAJENDRA NARAYAN SHARMA	Sponsor Name : ARCOFEMI HEALTHCARE LIMITED
Emp/Auth/TPA ID : BOBE35555	

**DEPARTMENT OF HAEMATOLOGY**

**ARCOFEMI - MEDIWHEEL - FULL BODY ANNUAL PLUS ABOVE 50Y MALE - 2D ECHO - PAN INDIA - FY2324**

Test Name	Result	Unit	Bio. Ref. Range	Method
-----------	--------	------	-----------------	--------

BLOOD GROUP ABO AND RH FACTOR , WHOLE BLOOD-EDTA				
BLOOD GROUP TYPE	B			Microplate Hemagglutination
Rh TYPE	Positive			Microplate Hemagglutination



SIN No:BED230077732

**Apollo Health and Lifestyle Limited**

(CIN - U85110TG2000PLC046089) Regd. Office: #7-1-617/A, 615 & 616, Imperial Towers, 7th Floor ; Ameerpet, Hyderabad, Telangana - 500 038 | Email ID: enquiry@apollohl.co

**APOLLO CLINICS NETWORK KARNATAKA**

**Bangalore** (Basavanagudi | Bellandur | Electronics City | HSR Layout | Indra Nagar | JP Nagar | Kundalahalli | Koramangala | Sarjapur Road) **Mysore** (Kalladasa Road)

Online appointments: [www.apolloclinic.com](http://www.apolloclinic.com)

TO BOOK AN APPOINTMENT

 **1860 500 778**



Patient Name : Mr.JAGANMOHAN REDDY VELURI	Collected : 27/Mar/2023 10:02AM
Age/Gender : 50 Y 7 M 25 D/M	Received : 27/Mar/2023 04:14PM
UHID/MR No : CINR.0000073535	Reported : 27/Mar/2023 04:49PM
Visit ID : CKOROPV358789	Status : Final Report
Ref Doctor : Dr.Dr. RAJENDRA NARAYAN SHARMA	Sponsor Name : ARCOFEMI HEALTHCARE LIMITED
Emp/Auth/TPA ID : BOBE35555	

**DEPARTMENT OF BIOCHEMISTRY**

**ARCOFEMI - MEDIWHEEL - FULL BODY ANNUAL PLUS ABOVE 50Y MALE - 2D ECHO - PAN INDIA - FY2324**

Test Name	Result	Unit	Blo. Ref. Range	Method
-----------	--------	------	-----------------	--------

GLUCOSE, FASTING , NAF PLASMA	121	mg/dL	70-100	HEXOKINASE
-------------------------------	-----	-------	--------	------------

**Comment:**

As per American Diabetes Guidelines

Fasting Glucose Values in mg/d L	Interpretation
<100 mg/dL	Normal
100-125 mg/dL	Prediabetes
≥126 mg/dL	Diabetes

GLUCOSE, POST PRANDIAL (PP), 2 HOURS , NAF PLASMA	206	mg/dL	70-140	HEXOKINASE
---	-----	-------	--------	------------

**Comment:**

It is recommended that FBS and PPBS should be interpreted with respect to their Biological reference ranges and not with each other.

Conditions which may lead to lower postprandial glucose levels as compared to fasting glucose levels may be due to reactive hypoglycemia, dietary meal content, duration or timing of sampling after food digestion and absorption, medications such as insulin preparations, sulfonylureas, amylin analogues, or conditions such as overproduction of insulin.

Ref: Marks medical biochemistry and clinical approach

Patient Name : Mr.JAGANMOHAN REDDY VELURI	Collected : 27/Mar/2023 10:02AM
Age/Gender : 50 Y 7 M 25 D/M	Received : 27/Mar/2023 04:14PM
UHID/MR No : CINR.0000073535	Reported : 27/Mar/2023 04:49PM
Visit ID : CKOROPV358769	Status : Final Report
Ref Doctor : Dr.Dr. RAJENDRA NARAYAN SHARMA	Sponsor Name : ARCOFEMI HEALTHCARE LIMITED
Emp/Auth/TPA ID : BOBE35555	

**DEPARTMENT OF BIOCHEMISTRY**

**ARCOFEMI - MEDIWHEEL - FULL BODY ANNUAL PLUS ABOVE 50Y MALE - 2D ECHO - PAN INDIA - FY2324**

Test Name	Result	Unit	Blo. Ref. Range	Method
HBA1C, GLYCATED HEMOGLOBIN , WHOLE BLOOD-EDTA	7.3	%		HPLC
ESTIMATED AVERAGE GLUCOSE (eAG) , WHOLE BLOOD-EDTA	163	mg/dL		Calculated

**Comment:**

Reference Range as per American Diabetes Association (ADA):

REFERENCE GROUP	HBA1C IN %
NON DIABETIC ADULTS >18 YEARS	<5.7
AT RISK (PREDIABETES)	5.7 – 6.4
DIAGNOSING DIABETES	≥ 6.5
DIABETICS	
· EXCELLENT CONTROL	6 – 7
· FAIR TO GOOD CONTROL	7 – 8
· UNSATISFACTORY CONTROL	8 – 10
· POOR CONTROL	>10

Note: Dietary preparation or fasting is not required.

1. A1C test should be performed at least two times a year in patients who are meeting treatment goals (and who have stable glycemic control).
2. Lowering A1C to below or around 7% has been shown to reduce microvascular and neuropathic complications of type 1 and type 2 diabetes. When mean annual HbA1c is <1.1 times ULN (upper limit of normal), renal and retinal complications are rare, but complications occur in >70% of cases when HbA1c is >1.7 times ULN.
3. Falsely low HbA1c (below 4%) may be observed in patients with clinical conditions that shorten erythrocyte life span or decrease mean erythrocyte age. HbA1c may not accurately reflect glycemic control when clinical conditions that affect erythrocyte survival are present. Fructosamine may be used as an alternate measurement of glycemic control



Patient Name : Mr.JAGANMOHAN REDDY VELURI Age/Gender : 50 Y 7 M 25 D/M UHID/MR No : CINR.0000073535 Visit ID : CKOROPV358789 Ref Doctor : Dr.Dr. RAJENDRA NARAYAN SHARMA Emp/Auth/TPA ID : BOBE35555	Collected : 27/Mar/2023 10:02AM Received : 27/Mar/2023 04:20PM Reported : 27/Mar/2023 08:53PM Status : Final Report Sponsor Name : ARCOFEMI HEALTHCARE LIMITED
---	--

**DEPARTMENT OF BIOCHEMISTRY**

**ARCOFEMI - MEDIWHEEL - FULL BODY ANNUAL PLUS ABOVE 50Y MALE - 2D ECHO - PAN INDIA - FY2324**

Test Name	Result	Unit	Bio. Ref. Range	Method
<b>LIPID PROFILE , SERUM</b>				
TOTAL CHOLESTEROL	123	mg/dL	<200	CHO-POD
TRIGLYCERIDES	87	mg/dL	<150	GPO-POD
HDL CHOLESTEROL	29	mg/dL	40-60	Enzymatic Immunoinhibition
NON-HDL CHOLESTEROL	94	mg/dL	<130	Calculated
LDL CHOLESTEROL	76.6	mg/dL	<100	Calculated
VLDL CHOLESTEROL	17.4	mg/dL	<30	Calculated
CHOL / HDL RATIO	4.24		0-4.97	Calculated

**Comment:**

Reference Interval as per National Cholesterol Education Program (NCEP) Adult Treatment Panel III Report.

	Desirable	Borderline High	High	Very High
TOTAL CHOLESTEROL	< 200	200 - 239	≥ 240	
TRIGLYCERIDES	<150	150 - 199	200 - 499	≥ 500
LDL	Optimal < 100 Near Optimal 100-129	130 - 159	160 - 189	≥ 190
HDL	≥ 60			
NON-HDL CHOLESTEROL	Optimal <130; Above Optimal 130-159	160-189	190-219	>220

Measurements in the same patient can show physiological and analytical variations.  
NCEP ATP III identifies non-HDL cholesterol as a secondary target of therapy in persons with high triglycerides.



SIN No:SE04333233

**Apollo Health and Lifestyle Limited**

(CIN - U85110TG2000PLC046089) Regd. Office: #7-1-617/A, 615 & 616, Imperial Towers, 7th Floor; Ameerpet, Hyderabad, Telangana - 500 038 | Email ID: enquiry@apollohl.com

APOLLO CLINICS NETWORK KARNATAKA

Bangalore (Basavanagudi | Bellandur | Electronics City | HSR Layout | Indira Nagar | JP Nagar | Kundalahalli | Koramangala | Sarjapur Road) Mysore (Kalidasa Road)

Online appointments: www.apolloclinic.com

TO BOOK AN APPOINTMENT

 **1860 500 778**

Patient Name : Mr.JAGANMOHAN REDDY VELURI	Collected : 27/Mar/2023 10:02AM
Age/Gender : 50 Y 7 M 25 D/M	Received : 27/Mar/2023 04:20PM
UHID/MR No : CINR.0000073535	Reported : 27/Mar/2023 06:53PM
Visit ID : CKOROPV358769	Status : Final Report
Ref Doctor : Dr.Dr. RAJENDRA NARAYAN SHARMA	Sponsor Name : ARCOFEMI HEALTHCARE LIMITED
Emp/Auth/TPA ID : BOBE35555	

**DEPARTMENT OF BIOCHEMISTRY**

**ARCOFEMI - MEDIWHEEL - FULL BODY ANNUAL PLUS ABOVE 50Y MALE - 2D ECHO - PAN INDIA - FY2324**

Test Name	Result	Unit	Bio. Ref. Range	Method
-----------	--------	------	-----------------	--------

LIVER FUNCTION TEST (LFT) , SERUM				
BILIRUBIN, TOTAL	0.51	mg/dL	0.3-1.2	DPD
BILIRUBIN CONJUGATED (DIRECT)	0.08	mg/dL	<0.2	DPD
BILIRUBIN (INDIRECT)	0.43	mg/dL	0.0-1.1	Dual Wavelength
ALANINE AMINOTRANSFERASE (ALT/SGPT)	17	U/L	<50	IFCC
ASPARTATE AMINOTRANSFERASE (AST/SGOT)	14.0	U/L	<50	IFCC
ALKALINE PHOSPHATASE	77.00	U/L	30-120	IFCC
PROTEIN, TOTAL	6.88	g/dL	6.6-8.3	Biuret
ALBUMIN	3.90	g/dL	3.5-5.2	BROMO CRESOL GREEN
GLOBULIN	2.98	g/dL	2.0-3.5	Calculated
A/G RATIO	1.31		0.9-2.0	Calculated



SIN No:SE04333233

**Apollo Health and Lifestyle Limited**

(CIN - U85110TG2000PLC046089) Regd. Office: #7-1-617/A<sub>6</sub>15 & 616, Imperial Towers, 7th Floor ; Ameerpet, Hyderabad, Telangana - 500 038 | Email ID: enquiry@apollohl.com

APOLLO CLINICS NETWORK KARNATAKA

Bangalore (Basavanagudl | Bellandur | Electronics City | HSR Layout | Indira Nagar | JP Nagar | Kundalahalli | Koramangala | Sarjapur Road) Mysore (Kallidasa Road)

Online appointments: www.apolloclinic.com

TO BOOK AN APPOINTMENT

 **1860 500 778**

Patient Name : Mr.JAGANMOHAN REDDY VELURI	Collected : 27/Mar/2023 10:02AM
Age/Gender : 50 Y 7 M 25 D/M	Received : 27/Mar/2023 04:20PM
UHID/MR No : CINR.0000073535	Reported : 27/Mar/2023 06:53PM
Visit ID : CKOROPV358769	Status : Final Report
Ref Doctor : Dr.Dr. RAJENDRA NARAYAN SHARMA	Sponsor Name : ARCOFEMI HEALTHCARE LIMITED
Emp/Auth/TPA ID : BOBE35555	

**DEPARTMENT OF BIOCHEMISTRY**

**ARCOFEMI - MEDIWHEEL - FULL BODY ANNUAL PLUS ABOVE 50Y MALE - 2D ECHO - PAN INDIA - FY2324**

Test Name	Result	Unit	Bio. Ref. Range	Method
-----------	--------	------	-----------------	--------

RENAL PROFILE/RENAL FUNCTION TEST (RFT/KFT) , SERUM				
CREATININE	0.87	mg/dL	0.72 – 1.18	JAFFE METHOD
UREA	19.50	mg/dL	17-43	GLDH, Kinetic Assay
BLOOD UREA NITROGEN	9.1	mg/dL	8.0 - 23.0	Calculated
URIC ACID	4.39	mg/dL	3.5-7.2	Uricase PAP
CALCIUM	9.30	mg/dL	8.8-10.6	Arsenazo III
PHOSPHORUS, INORGANIC	3.32	mg/dL	2.5-4.5	Phosphomolybdate Complex
SODIUM	139	mmol/L	136-146	ISE (Indirect)
POTASSIUM	4.1	mmol/L	3.5-5.1	ISE (Indirect)
CHLORIDE	108	mmol/L	101-109	ISE (Indirect)



SIN No:SE04333233

**Apollo Health and Lifestyle Limited**

(CIN - U85110TG2000PLC046089) Regd. Office: #7-1-617/A, 615 & 616, Imperial Towers, 7th Floor ; Ameerpet, Hyderabad, Telangana - 500 038 | Email ID: enquiry@apollohl.co

**APOLLO CLINICS NETWORK KARNATAKA**

**Bangalore** (Basavanagudi | Bellandur | Electronics City | HSR Layout | Indra Nagar | JP Nagar | Kundalahalli | Koramangala | Sarjapur Road) **Mysore** (Kallidasa Road)

Online appointments: www.apolloclinic.com

TO BOOK AN APPOINTMENT

**1860 500 778**

Patient Name : Mr.JAGANMOHAN REDDY VELURI Age/Gender : 50 Y 7 M 25 D/M UHID/MR No : CINR.0000073535 Visit ID : CKOROPV358769 Ref Doctor : Dr.Dr. RAJENDRA NARAYAN SHARMA Emp/Auth/TPA ID : BOBE35555	Collected : 27/Mar/2023 10:02AM Received : 27/Mar/2023 04:20PM Reported : 27/Mar/2023 06:53PM Status : Final Report Sponsor Name : ARCOFEMI HEALTHCARE LIMITED
---	--

**DEPARTMENT OF BIOCHEMISTRY**

**ARCOFEMI - MEDIWHEEL - FULL BODY ANNUAL PLUS ABOVE 50Y MALE - 2D ECHO - PAN INDIA - FY2324**

Test Name	Result	Unit	Bio. Ref. Range	Method
GAMMA GLUTAMYL TRANSPEPTIDASE (GGT) , SERUM	16.00	U/L	<55	IFCC



SIN No:SE04333233

**Apollo Health and Lifestyle Limited**

(CIN - U85110TG2000PLC046089) Regd. Office: #7-1-617/A, 615 & 616, Imperial Towers, 7th Floor ; Ameerpet, Hyderabad, Telangana - 500 038 | Email ID: enquiry@apollohl.com

**APOLLO CLINICS NETWORK KARNATAKA**

**Bangalore** (Basavanagudi | Bellandur | Electronics City | HSR Layout | Indra Nagar | JP Nagar | Kundalahalli | Koramangala | Sarjapur Road) **Mysore** (Kalidasa Road)

Online appointments: [www.apolloclinic.com](http://www.apolloclinic.com)

TO BOOK AN APPOINTMENT

 **1860 500 778**

Patient Name : Mr.JAGANMOHAN REDDY VELURI	Collected : 27/Mar/2023 10:02AM
Age/Gender : 50 Y 7 M 25 D/M	Received : 27/Mar/2023 04:19PM
UHID/MR No : CINR.0000073535	Reported : 27/Mar/2023 05:11PM
Visit ID : CKOROPV358769	Status : Final Report
Ref Doctor : Dr.Dr. RAJENDRA NARAYAN SHARMA	Sponsor Name : ARCOFEMI HEALTHCARE LIMITED
Emp/Auth/TPA ID : BOBE35555	

**DEPARTMENT OF IMMUNOLOGY**

**ARCOFEMI - MEDIWHEEL - FULL BODY ANNUAL PLUS ABOVE 50Y MALE - 2D ECHO - PAN INDIA - FY2324**

Test Name	Result	Unit	Bio. Ref. Range	Method
-----------	--------	------	-----------------	--------

THYROID PROFILE (TOTAL T3, TOTAL T4, TSH) , SERUM				
TRI-iodothyronine (T3, TOTAL)	0.81	ng/mL	0.7-2.04	CLIA
Thyroxine (T4, TOTAL)	8.46	µg/dL	6.09-12.23	CLIA
Thyroid Stimulating Hormone (TSH)	2.943	µIU/mL	0.34-5.60	CLIA

**Comment:**

Serum TSH concentrations exhibit a diurnal variation with the peak occurring during the night and the nadir occurring between 10 a.m. and 4 p.m. In primary hypothyroidism, thyroid-stimulating hormone (TSH) levels will be elevated. In primary hyperthyroidism, TSH levels will be low. Elevated or low TSH in the context of normal free thyroxine is often referred to as subclinical hypo- or hyperthyroid-ism, respectively. Physiological rise in Total T3 / T4 levels is seen in pregnancy and in patients on steroid therapy.

Recommended test for T3 and T4 is unbound fraction or free levels as it is metabolically active.

**Note:**

For pregnant females	Bio Ref Range for TSH in uIU/ml (As per American Thyroid Association)
First trimester	0.1 - 2.5
Second trimester	0.2 - 3.0
Third trimester	0.3 - 3.0



SIN No: SPL23051540

**Apollo Health and Lifestyle Limited**

(CIN - U85110TG2000PLC046089) Regd. Office: #7-1-617/A, 615 & 616, Imperial Towers, 7th Floor ; Ameerpet, Hyderabad, Telangana - 500 038 | Email ID: enquiry@apollohl.co

**APOLLO CLINICS NETWORK KARNATAKA**

**Bangalore** (Basavanagudi | Bellandur | Electronics City | HSR Layout | Indra Nagar | JP Nagar | Kundalahalli | Koramangala | Sarjapur Road) **Mysore** (Kalladasa Road)

Online appointments: www.apolloclinic.com

TO BOOK AN APPOINTMENT

 **1860 500 778**

<b>Patient Name</b> : Mr.JAGANMOHAN REDDY VELURI <b>Age/Gender</b> : 50 Y 7 M 25 D/M <b>UHID/MR No</b> : CINR.0000073535 <b>Visit ID</b> : CKOROPV358769 <b>Ref Doctor</b> : Dr.Dr. RAJENDRA NARAYAN SHARMA <b>Emp/Auth/TPA ID</b> : BOBE35555	<b>Collected</b> : 27/Mar/2023 10:02AM <b>Received</b> : 27/Mar/2023 04:19PM <b>Reported</b> : 27/Mar/2023 05:11PM <b>Status</b> : Final Report <b>Sponsor Name</b> : ARCOFEMI HEALTHCARE LIMITED
---	---

**DEPARTMENT OF IMMUNOLOGY**

**ARCOFEMI - MEDIWHEEL - FULL BODY ANNUAL PLUS ABOVE 50Y MALE - 2D ECHO - PAN INDIA - FY2324**

Test Name	Result	Unit	Bio. Ref. Range	Method
<b>TOTAL PROSTATIC SPECIFIC ANTIGEN (tPSA) , SERUM</b>	1.020	ng/mL	0-4	CLIA

**Comment:**

Disclaimer: \*The results determined by assays using different manufacturers or methods may not be comparable.  
 Manufacturer: BECKMAN COULTER



SIN No:SPL23051540

**Apollo Health and Lifestyle Limited**

(CIN - U85110TG2000PLC046089) Regd. Office: #7-1-617/A, 615 & 616, Imperial Towers, 7th Floor ; Ameerpet, Hyderabad, Telangana - 500 038 | Email ID: enquiry@apollohl.co

**APOLLO CLINICS NETWORK KARNATAKA**

**Bangalore** (Basavanagudi | Bellandur | Electronics City | HSR Layout | Indira Nagar | JP Nagar | Kundalahalli | Koramangala | Sarjapur Road) **Mysore** (Kalidasa Road)

Online appointments: www.apolloclinic.com

TO BOOK AN APPOINTMENT

 **1860 500 778**



Patient Name : Mr.JAGANMOHAN REDDY VELURI	Collected : 27/Mar/2023 09:56AM
Age/Gender : 50 Y 7 M 25 D/M	Received : 27/Mar/2023 05:30PM
UHID/MR No : CINR.0000073535	Reported : 27/Mar/2023 06:02PM
Visit ID : CKOROPV358769	Status : Final Report
Ref Doctor : Dr.Dr. RAJENDRA NARAYAN SHARMA	Sponsor Name : ARCOFEMI HEALTHCARE LIMITED
Emp/Auth/TPA ID : BOBE35555	

**DEPARTMENT OF CLINICAL PATHOLOGY**

**ARCOFEMI - MEDIWHEEL - FULL BODY ANNUAL PLUS ABOVE 50Y MALE - 2D ECHO - PAN INDIA - FY2324**

Test Name	Result	Unit	Bio. Ref. Range	Method
-----------	--------	------	-----------------	--------

**COMPLETE URINE EXAMINATION , URINE**

**PHYSICAL EXAMINATION**

COLOUR	PALE YELLOW		PALE YELLOW	Visual
TRANSPARENCY	CLEAR		CLEAR	Visual
pH	5.5		5-7.5	DOUBLE INDICATOR
SP. GRAVITY	1.010		1.002-1.030	Bromothymol Blue

**BIOCHEMICAL EXAMINATION**

URINE PROTEIN	NEGATIVE		NEGATIVE	PROTEIN ERROR OF INDICATOR
GLUCOSE	POSITIVE ++++		NEGATIVE	GLUCOSE OXIDASE
URINE BILIRUBIN	NEGATIVE		NEGATIVE	AZO COUPLING REACTION
URINE KETONES (RANDOM)	NEGATIVE		NEGATIVE	SODIUM NITRO PRUSSIDE
UROBILINOGEN	NORMAL		NORMAL	MODIFIED EHRlich REACTION
BLOOD	NEGATIVE		NEGATIVE	Peroxidase
NITRITE	NEGATIVE		NEGATIVE	Diazotization
LEUCOCYTE ESTERASE	NEGATIVE		NEGATIVE	LEUCOCYTE ESTERASE

**CENTRIFUGED SEDIMENT WET MOUNT AND MICROSCOPY**

PUS CELLS	2-3	/hpf	0-5	Microscopy
EPITHELIAL CELLS	1-2	/hpf	<10	MICROSCOPY
RBC	NIL	/hpf	0-2	MICROSCOPY
CASTS	NIL		0-2 Hyaline Cast	MICROSCOPY
CRYSTALS	ABSENT		ABSENT	MICROSCOPY

Result Rechecked



SIN No:UR2086740

**Apollo Health and Lifestyle Limited**

(CIN - U85110TG2000PLC046089) Regd. Office: #7-1-617/A, 615 & 616, Imperial Towers, 7th Floor ; Ameerpet, Hyderabad, Telangana - 500 038 | Email ID: enquiry@apollohl.com

**APOLLO CLINICS NETWORK KARNATAKA**

**Bangalore** (Basavanagudl | Bellandur | Electronics City | HSR Layout | Indira Nagar | JP Nagar | Kundalahalli | Koramangala | Sarjapur Road) **Mysore** (Kalidasa Road)

Online appointments: www.apolloclinic.com

TO BOOK AN APPOINTMENT

 **1860 500 778**

Patient Name : Mr.JAGANMOHAN REDDY VELURI	Collected : 27/Mar/2023 10:02AM
Age/Gender : 50 Y 7 M 25 D/M	Received : 27/Mar/2023 05:30PM
UHID/MR No : CINR.0000073535	Reported : 27/Mar/2023 06:02PM
Visit ID : CKOROPV358769	Status : Final Report
Ref Doctor : Dr.Dr. RAJENDRA NARAYAN SHARMA	Sponsor Name : ARCOFEMI HEALTHCARE LIMITED
Emp/Auth/TPA ID : BOBE35555	


**DEPARTMENT OF CLINICAL PATHOLOGY**

**ARCOFEMI - MEDIWHEEL - FULL BODY ANNUAL PLUS ABOVE 50Y MALE - 2D ECHO - PAN INDIA - FY2324**


Test Name	Result	Unit	Bio. Ref. Range	Method
URINE GLUCOSE(POST PRANDIAL)	POSITIVE (++++)		NEGATIVE	Dipstick
URINE GLUCOSE(FASTING)	POSITIVE (++++)		NEGATIVE	Dipstick

**\*\*\* End Of Report \*\*\***

Result/s to Follow:  
PERIPHERAL SMEAR



**DR. PRASHANTH. R**  
M.B.B.S, MD  
Consultant Pathologist



**Dr. Anita Shobha Flynn**  
M.B.B.S, MD(Pathology)  
Consultant Pathologist



**NAME: MRJAGANMOHAN REDDY**

**AGE: 50Y**

**SEX: MALE**

**DATE: 27/03/2023**

## ECHOCARDIOGRAPHY REPORT

### MEASUREMENT

AO - 3.4(20 - 35)mm	LIVD d - 4.5(36-52)mm	IVS - 1.4(06 - 11)mm
LA - 3.3(19- 40)mm	LVID s - 2.8(23- 39)mm	PWD - 1.3(06- 11)mm
EF - 60% (>50%)	RVID-3.1	

### VALVES

Mitral Valve : Normal  
Aortic Valve : Normal  
Tricuspid Valve : Normal  
Pulmonary Valve : Normal

### CHAMBERS

Left Atrium : Normal  
Right Atrium : Normal  
Left Ventricle : LVH  
Right Ventricle : Normal

### SEPTAE

IVS : Intact  
IAS : Intact

#### **Apollo Health and Lifestyle Limited**

(CIN - U85110TG2000PLC046089) Regd. Office: #7-1-617/A, 615 & 616, Imperial Towers, 7th Floor ; Ameerpet, Hyderabad, Telangana - 500 038 | Email ID: enquiry@apollohl.com

#### **APOLLO CLINICS NETWORK KARNATAKA**

Bangalore (Basavanagudi | Bellandur | Electronics City | HSR Layout | Indira Nagar | JP Nagar | Kundalahalli | Koramangala | Sarjapur Road) Mysore (Kalidasa Road)

Online appointments: [www.apolloclinic.com](http://www.apolloclinic.com)

TO BOOK AN APPOINTMENT

 **1860 500 7788**

**GREAT ARTERIES**

Aorta : Normal

Pulmonary Artery : Normal

**DOPPLER DATA**

Mitral : Normal

Aortic : Normal

Tricuspid : Normal

Pulmonary : Normal

WALL MOTION ABNORMALITIES : No RWMA

Pericardium : Normal

**FINAL DIAGNOSIS**

**CONCENTRIC LVH  
NORMAL BIVENTRICULAR FUNCTION  
NO RWMA AT REST  
NO PE/LV CLOT**



**DR. MOHAN MURALI  
CONSULTANT  
CARDIOLOGIST**

**Patient Name** : Mr.Jaganmohan Reddy Veluri  
**Age** :50 Year(s)  
**Referring Doctor** : H/C

**Patient ID** :73535  
**Sex** : Male  
**Date** :27.03.2023

**.ULTRASOUND ABDOMEN AND PELVIS**

**FINDINGS:**

**Liver** is normal in size and shows increased echo pattern. No dilatation. No focal lesion  
**CBD** is not dilated.

**Portal vein** is normal in size, course and caliber.

**Gall bladder** is partially distended.

**Pancreas** to the extent visualized, appears normal in size, contour and echogenicity

**Spleen** is normal in size, normal shape, contour and echopattern. No evidence of mass or focal lesions.

**Right Kidney** is normal in size, position, shape and echopattern. Corticomedullary differentiation is maintained. No evidence of calculi or hydronephrosis.

**Left Kidney** is normal in size, position, shape and echopattern. Corticomedullary differentiation is maintained. No evidence of calculi or hydronephrosis.

**Retroperitoneum** – Obscured by bowel gas. No significant lymphadenopathy.

**Urinary Bladder** is well distended. wall thickness is normal. No evidence of calculi, mass or mural lesion.

**Prostate:** normal in size and echotexture. Measures: Vol.18.2 cc

There is no ascites.

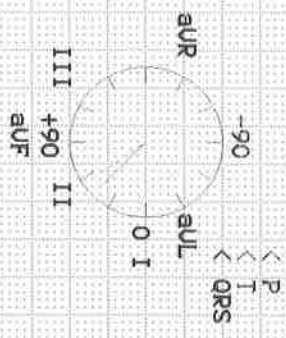
**.IMPRESSION:**

- **FATTY LIVER GRADE I**



**DR SHRAMANA BAGCHI**  
**DNB RADIOLOGY**  
**FIPR**

AGE: 50  
 Measurement Results:  
 PRS : 100 ms  
 QT/QTcB : 384 / 458 ms  
 PR : 146 ms  
 P : 112 ms  
 RR/PP : 702 / 685 ms  
 P/QRS/T : 55 / 45 / 45 degrees  
 QTd/QTcBD : 22 / 26 ms  
 Sokolow : 1.6 mV  
 NK : 12



Interpretation:

(N) b

Unconfirmed report.



Patient Name	: Mr. Jaganmohan Reddy Veluri	Age	: 50 Y/M
UHID	: CINR.0000073535	OP Visit No	: CKOROPV358769
Reported By:	: Dr. ANUSUYA SHETTY	Conducted Date	: 27-03-2023 13:46
Referred By	: SELF		

**ECG REPORT**

**Observation :-**

1. Normal Sinus Rhythm.
2. Heart rate is 85 beats per minutes.
3. No pathological Q wave or S-T,T changes seen.
4. Normal P,Q,R,S,T waves and axis.
5. No evidence of chamber, hypertrophy or enlargement seen.

**Impression:**

NORMAL RESTING ECG.

*Fale*  
Dr ANUSUYA SHETTY  
CONSULTANT

NOTE:KINDLY TAKE A PHOTOCOPY OF THE GRAPH  
FOR FUTURE REFERENCE IF NEEDED.

Patient Name	: Mr. Jaganmohan Reddy Veluri	Age	: 50 Y M
UHID	: CINR.0000073535	OP Visit No	: CKOROPV358769
Reported on	: 27-03-2023 20:22	Printed on	: 28-03-2023 12:22
Adm/Consult Doctor	: Dr. RAJENDRA NARAYAN SHARMA	Ref Doctor	: SELF

## DEPARTMENT OF RADIOLOGY

### X-RAY CHEST PA

Both lung fields are clear.

Both hilae are normal.

Both costophrenic and cardiophrenic angles are normal.

The cardiac and mediastinal shadows appear normal.

Bones and soft tissues appear normal.

**IMPRESSION : NORMAL STUDY.**  
TO CORRELATE CLINICALLY.

  
**DR.SURENDRA K**

MBBS,MD (Radio-Diagnosis)

**RADIOLOGIST**

**APOLLO MEDICAL CENTRE**

# 51, Jyothinivas College Road  
5th Block, Koramangala

Mob No 9972044580/7338064556

Phone No 080-25633823/24/33

### Apollo Health and Lifestyle Limited

(CIN - U85110TG2000PLC046089) Regd. Office: #7-1-617/A, 615 & 616, Imperial Towers, 7th Floor; Ameerpet, Hyderabad, Telangana - 500 038 | Email: [regd.off@apollohl.com](mailto:regd.off@apollohl.com)

### APOLLO CLINICS NETWORK KARNATAKA

Bangalore (Basavanagudl | Bellandur | Electronics City | HSR Layout | Indira Nagar | JP Nagar | Kundalahalli | Koramangala | Sarjapur Road) Mysore (Kalladasa Road)

Online appointments: [www.apolloclinic.com](http://www.apolloclinic.com)

TO BOOK AN APPOINTMENT

 **1860 500 778**



Name : Mr. Jaganmohan Reddy Veluri

Age: 50 Y

UHID: CINR.0000073535

Sex: M



Address : Ulsoor

OP Number: CKOROPV358769

 Plan : ARCOFEMI MEDIWHEEL MALE AHC CREDIT PAN  
 INDIA OP AGREEMENT

Bill No : CKOR-OCR-74809

Date : 27.03.2023 09:41

Sno	Service Type/ServiceName	Department
1	ARCOFEMI - MEDIWHEEL - FULL BODY ANNUAL PLUS ABOVE 50Y MALE - 2D ECHO - PAN INDIA - FY2324	
1	URINE GLUCOSE(FASTING)	
2	GAMMA GLUTAMYL TRANSFERASE (GGT)	
3	PROSTATIC SPECIFIC ANTIGEN (PSA TOTAL)	
4	HbA1c, GLYCATED HEMOGLOBIN	
5	2 D ECHO <i>Dr Mohan</i>	
6	LIVER FUNCTION TEST (LFT)	
7	X-RAY CHEST PA <i>✓</i>	
8	GLUCOSE, FASTING	
9	HEMOGRAM + PERIPHERAL SMEAR	
10	ENT CONSULTATION <i>Dr. Nijer</i>	
11	FITNESS BY GENERAL PHYSICIAN	
12	DIET CONSULTATION	
13	COMPLETE URINE EXAMINATION	
14	URINE GLUCOSE(POST PRANDIAL)	
15	PERIPHERAL SMEAR	
16	ECG <i>✓</i>	
17	BLOOD GROUP ABO AND RH FACTOR	
18	LIPID PROFILE	
19	BODY MASS INDEX (BMI)	
20	OPHTHAL BY GENERAL PHYSICIAN <i>o/e</i>	
21	RENAL PROFILE/RENAL FUNCTION TEST (RFT/KFT)	
22	ULTRASOUND - WHOLE ABDOMEN <i>-CHD</i>	
23	THYROID PROFILE (TOTAL T3, TOTAL T4, TSH)	
24	DENTAL CONSULTATION	
25	GLUCOSE, POST PRANDIAL (PP), 2 HOURS (POST MEAL)	

*Opthal Screening*  
*physio - room no-24*  
*Dental - room no-15*

*Ht 185 cm.*  
*wt - 122.8 kg.*  
*Hip - 123 cm.*  
*waist - 125 cm.*  
*Bp*



DR. MAHABALESHWAR.M  
MBBS.(MYS), MD(AIIMS DELHI)FICS  
D.O (JIPMER)  
REG.NO:KMC:9748

DATE: 27/8/20  
OP NO:

**THE APOLLO MEDICAL CENTER KORAMANGALA**

NAME: Jagmohan Deddy Velu

AGE : 50

GENDER: M

known chab?

OPHTHALMIC REPORT

RIGHT EYE

LEFT EYE

**GENERAL APPEARANCE**

**VISION - DISTANCE**

WITHOUT GLASS

6/6

6/6

WITH GLASS

GLASS POWER

0.00

**NEAR**

WITHOUT GLASS

NG

NG

WITH GLASS

GLASS POWER

**COLOUR**

normal

ANTERIOR SEGMENT:-

FUNDUS

Myopia. N. S. in  
normal  
reflex

I.O.P: DIGITAL

DOCTOR SIGNATURE



Apollo

Expertise. Closer to you.

DR VIJAYALAKSHMI M  
MBBS, DLO, DNB (ENT)

HEALTH CHECK - ENT

27/03/23

NAME: *Jagannath Reddy*

AGE: *50*

EAR:

RE:

LE:

EXTERNAL EAR

MIDDLE EAR

INNER EAR (FN)

*normal*

HEARING ASSESSMENT:

RE:

LE:

RHINNE

WEBER

ABC

*normal*

NOSE

THROAT

AIRWAY

ORAL CAVITY

SEPTUM

OROPHARYNX

TURBINATES

PHARYNX

OTHERS

LARYNX

*LATE*

*Normal*

*Gr. pharynx  
PNDH*

NECK

NECK NODES

OTHER

*normal*

AUDIOMETRY

IMPRESSION

*Gr. pharynx  
Normal  
PNDH  
E. Normal*

SIGNATURE



# Ear Solutions

Ear Solutions Pvt. Ltd.

www.earsolutions.in  
 contact@earsolutions.in  
 +91 9015 116 116

## Audiogram

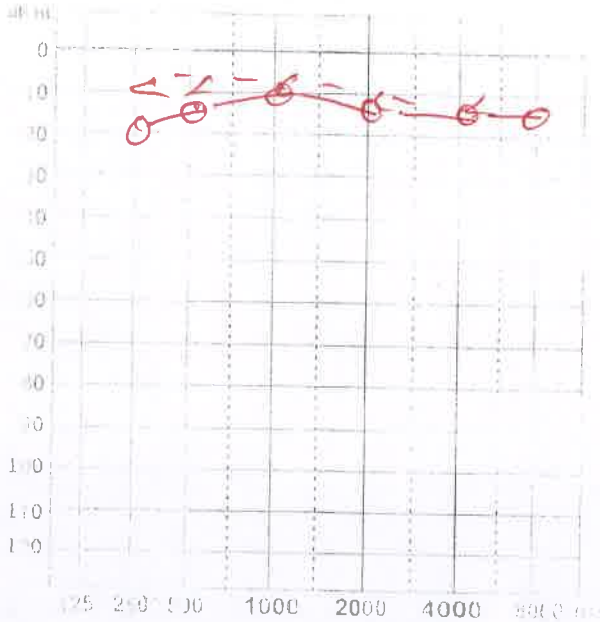
Name: Jaganmohan Reddy

Age: 50 y/m

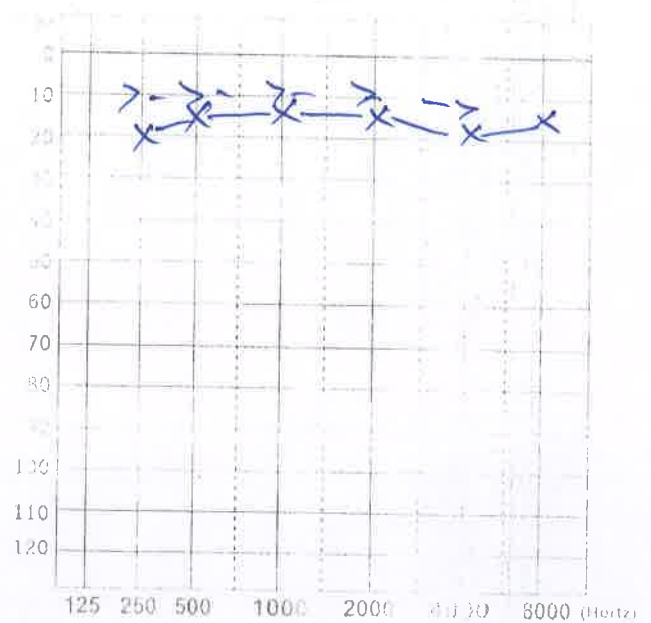
Date: 27/03/20  
Hc

Case History: \_\_\_\_\_

**RIGHT**



**LEFT**



**RIGHT**  
(dB HL)

**LEFT**  
(dB HL)

**RIGHT**

**LEFT**

P/A

13.3 dml

15 dml

Tympanogram

JCL

Ear Canal Volume (ml)

SES

Ear Compliance (ml)

Middle Ear Pressure (dapa)

### Tone Audiometry

AC Right: o  
 Left: x

BC Right: <  
 Left: >

MCL Right: M  
 Left: M

JCL Right: m  
 Left: m

Diagnosis: Bilateral Normal  
Hearing Sensitivity.

Recommendation: \_\_\_\_\_

Signature: ey.

Patient Name : Mr.JAGANMOHAN REDDY VELURI	Collected : 27/Mar/2023 10:02AM
Age/Gender : 50 Y 7 M 25 D/M	Received : 27/Mar/2023 03:36PM
UHID/MR No : CINR.0000073535	Reported : 27/Mar/2023 05:20PM
Visit ID : CKOROPV358769	Status : Final Report
Ref Doctor : Dr.Dr. RAJENDRA NARAYAN SHARMA	Sponsor Name : ARCOFEMI HEALTHCARE LIMITED
Emp/Auth/TPA ID : BOBE35555	

### DEPARTMENT OF HAEMATOLOGY

ARCOFEMI - MEDIWHEEL - FULL BODY ANNUAL PLUS ABOVE 50Y MALE - 2D ECHO - PAN INDIA - FY2324

Test Name	Result	Unit	Bio. Ref. Range	Method
-----------	--------	------	-----------------	--------

HEMOGRAM , WHOLE BLOOD-EDTA				
HAEMOGLOBIN	12.7	g/dL	13-17	Spectrophotometer
PCV	37.40	%	40-50	Electronic pulse & Calculation
RBC COUNT	4.08	Million/cu.mm	4.5-5.5	Electrical Impedance
MCV	91.7	fL	83-101	Calculated
MCH	31.2	pg	27-32	Calculated
MCHC	34	g/dL	31.5-34.5	Calculated
R.D.W	16.3	%	11.6-14	Calculated
TOTAL LEUCOCYTE COUNT (TLC)	5,950	cells/cu.mm	4000-10000	Electrical Impedance
DIFFERENTIAL LEUCOCYTIC COUNT (DLC)				
NEUTROPHILS	63.9	%	40-80	Electrical Impedance
LYMPHOCYTES	22.3	%	20-40	Electrical Impedance
EOSINOPHILS	3.7	%	1-6	Electrical Impedance
MONOCYTES	9.4	%	2-10	Electrical Impedance
BASOPHILS	0.7	%	<1-2	Electrical Impedance
ABSOLUTE LEUCOCYTE COUNT				
NEUTROPHILS	3802.05	Cells/cu.mm	2000-7000	Electrical Impedance
LYMPHOCYTES	1326.85	Cells/cu.mm	1000-3000	Electrical Impedance
EOSINOPHILS	220.15	Cells/cu.mm	20-500	Electrical Impedance
MONOCYTES	559.3	Cells/cu.mm	200-1000	Electrical Impedance
BASOPHILS	41.65	Cells/cu.mm	0-100	Electrical Impedance
PLATELET COUNT	218000	cells/cu.mm	150000-410000	Electrical impedance
ERYTHROCYTE SEDIMENTATION RATE (ESR)	33	mm at the end of 1 hour	0-15	Modified Westgren method
PERIPHERAL SMEAR				

RBCs: are normocytic normochromic

WBCs: are normal in total number with normal distribution and morphology.

PLATELETS: appear adequate in number.

HEMOPARASITES: negative

IMPRESSION: NORMOCYTIC NORMOCHROMIC BLOOD PICTURE

Patient Name : Mr.JAGANMOHAN REDDY VELURI	Collected : 27/Mar/2023 10:02AM
Age/Gender : 50 Y 7 M 25 D/M	Received : 27/Mar/2023 03:36PM
UHID/MR No : CINR.0000073535	Reported : 27/Mar/2023 05:20PM
Visit ID : CKOROPV358769	Status : Final Report
Ref Doctor : Dr.Dr. RAJENDRA NARAYAN SHARMA	Sponsor Name : ARCOFEMI HEALTHCARE LIMITED
Emp/Auth/TPA ID : BOBE35555	

**DEPARTMENT OF HAEMATOLOGY**

**ARCOFEMI - MEDIWHEEL - FULL BODY ANNUAL PLUS ABOVE 50Y MALE - 2D ECHO - PAN INDIA - FY2324**

Test Name	Result	Unit	Bio. Ref. Range	Method



SIN No:BED230077732

**Apollo Health and Lifestyle Limited**

(CIN - U85110TG2000PLC046089) Regd. Office: #7-1-617/A, 615 & 616, Imperial Towers, 7th Floor ; Ameerpet, Hyderabad, Telangana - 500 038 | Email ID: enquiry@apollohl.com

**APOLLO CLINICS NETWORK KARNATAKA**

**Bangalore** (Basavanagudi | Bellandur | Electronics City | HSR Layout | Indra Nagar | JP Nagar | Kundalahalli | Koramangala | Sarjapur Road) **Mysore** (Kallidasa Road)

Online appointments: [www.apolloclinic.com](http://www.apolloclinic.com)

TO BOOK AN APPOINTMENT

 **1860 500 778**

Patient Name : Mr.JAGANMOHAN REDDY VELURI	Collected : 27/Mar/2023 10:02AM
Age/Gender : 50 Y 7 M 25 D/M	Received : 27/Mar/2023 03:36PM
UHID/MR No : CINR.0000073535	Reported : 27/Mar/2023 06:53PM
Visit ID : CKOROPV358769	Status : Final Report
Ref Doctor : Dr.Dr. RAJENDRA NARAYAN SHARMA	Sponsor Name : ARCOFEMI HEALTHCARE LIMITED
Emp/Auth/TPA ID : BOBE35555	

**DEPARTMENT OF HAEMATOLOGY**

**ARCOFEMI - MEDIWHEEL - FULL BODY ANNUAL PLUS ABOVE 50Y MALE - 2D ECHO - PAN INDIA - FY2324**

Test Name	Result	Unit	Bio. Ref. Range	Method
-----------	--------	------	-----------------	--------

**BLOOD GROUP ABO AND RH FACTOR , WHOLE BLOOD-EDTA**

BLOOD GROUP TYPE	B			Microplate Hemagglutination
Rh TYPE	Positive			Microplate Hemagglutination



SIN No:BED230077732

**Apollo Health and Lifestyle Limited**

(CIN - U85110TG2000PLC046089) Regd. Office: #7-1-617/A, 615 & 616, Imperial Towers, 7th Floor ; Ameerpet, Hyderabad, Telangana - 500 038 | Email ID: enquiry@apollohl.co

**APOLLO CLINICS NETWORK KARNATAKA**

**Bangalore** (Basavanagudi | Bellandur | Electronics City | HSR Layout | Indra Nagar | JP Nagar | Kundalahalli | Koramangala | Sarjapur Road) **Mysore** (Kalladasa Road)

Online appointments: [www.apolloclinic.com](http://www.apolloclinic.com)

TO BOOK AN APPOINTMENT

 **1860 500 778**

Patient Name : Mr.JAGANMOHAN REDDY VELURI	Collected : 27/Mar/2023 10:02AM
Age/Gender : 50 Y 7 M 25 D/M	Received : 27/Mar/2023 04:14PM
UHID/MR No : CINR.0000073535	Reported : 27/Mar/2023 04:49PM
Visit ID : CKOROPV358789	Status : Final Report
Ref Doctor : Dr.Dr. RAJENDRA NARAYAN SHARMA	Sponsor Name : ARCOFEMI HEALTHCARE LIMITED
Emp/Auth/TPA ID : BOBE35555	

**DEPARTMENT OF BIOCHEMISTRY**

**ARCOFEMI - MEDIWHEEL - FULL BODY ANNUAL PLUS ABOVE 50Y MALE - 2D ECHO - PAN INDIA - FY2324**

Test Name	Result	Unit	Blo. Ref. Range	Method
GLUCOSE, FASTING , NAF PLASMA	121	mg/dL	70-100	HEXOKINASE

**Comment:**

As per American Diabetes Guidelines

Fasting Glucose Values in mg/d L	Interpretation
<100 mg/dL	Normal
100-125 mg/dL	Prediabetes
≥126 mg/dL	Diabetes

GLUCOSE, POST PRANDIAL (PP), 2 HOURS , NAF PLASMA	206	mg/dL	70-140	HEXOKINASE
---	-----	-------	--------	------------

**Comment:**

It is recommended that FBS and PPBS should be interpreted with respect to their Biological reference ranges and not with each other.

Conditions which may lead to lower postprandial glucose levels as compared to fasting glucose levels may be due to reactive hypoglycemia, dietary meal content, duration or timing of sampling after food digestion and absorption, medications such as insulin preparations, sulfonylureas, amylin analogues, or conditions such as overproduction of insulin.

Ref: Marks medical biochemistry and clinical approach



Patient Name : Mr.JAGANMOHAN REDDY VELURI	Collected : 27/Mar/2023 10:02AM
Age/Gender : 50 Y 7 M 25 D/M	Received : 27/Mar/2023 04:14PM
UHID/MR No : CINR.0000073535	Reported : 27/Mar/2023 04:49PM
Visit ID : CKOROPV358769	Status : Final Report
Ref Doctor : Dr.Dr. RAJENDRA NARAYAN SHARMA	Sponsor Name : ARCOFEMI HEALTHCARE LIMITED
Emp/Auth/TPA ID : BOBE35555	

**DEPARTMENT OF BIOCHEMISTRY**

**ARCOFEMI - MEDIWHEEL - FULL BODY ANNUAL PLUS ABOVE 50Y MALE - 2D ECHO - PAN INDIA - FY2324**

Test Name	Result	Unit	Blo. Ref. Range	Method
HBA1C, GLYCATED HEMOGLOBIN , WHOLE BLOOD-EDTA	7.3	%		HPLC
ESTIMATED AVERAGE GLUCOSE (eAG) , WHOLE BLOOD-EDTA	163	mg/dL		Calculated

**Comment:**

Reference Range as per American Diabetes Association (ADA):

REFERENCE GROUP	HBA1C IN %
NON DIABETIC ADULTS >18 YEARS	<5.7
AT RISK (PREDIABETES)	5.7 – 6.4
DIAGNOSING DIABETES	≥ 6.5
DIABETICS	
· EXCELLENT CONTROL	6 – 7
· FAIR TO GOOD CONTROL	7 – 8
· UNSATISFACTORY CONTROL	8 – 10
· POOR CONTROL	>10

Note: Dietary preparation or fasting is not required.

1. A1C test should be performed at least two times a year in patients who are meeting treatment goals (and who have stable glycemic control).
2. Lowering A1C to below or around 7% has been shown to reduce microvascular and neuropathic complications of type 1 and type 2 diabetes. When mean annual HbA1c is <1.1 times ULN (upper limit of normal), renal and retinal complications are rare, but complications occur in >70% of cases when HbA1c is >1.7 times ULN.
3. Falsely low HbA1c (below 4%) may be observed in patients with clinical conditions that shorten erythrocyte life span or decrease mean erythrocyte age. HbA1c may not accurately reflect glycemic control when clinical conditions that affect erythrocyte survival are present. Fructosamine may be used as an alternate measurement of glycemic control



SIN No:PLF01951056,PLP1316170,EDT230031970

**Apollo Health and Lifestyle Limited**

(CIN - U85110TG2000PLC046089) Regd. Office: #7-1-617/A,615 & 616, Imperial Towers, 7th Floor ; Ameerpet, Hyderabad, Telangana - 500 038 | Email ID: enquiry@apollohl.com

**APOLLO CLINICS NETWORK KARNATAKA**

Bangalore (Basavanagudi | Bellandur | Electronics City | HSR Layout | Indra Nagar | JP Nagar | Kundalahalli | Koramangala | Sarjapur Road) Mysore (Kallidasa Road)

Online appointments: www.apolloclinic.com

TO BOOK AN APPOINTMENT

**1860 500 778**

Patient Name : Mr.JAGANMOHAN REDDY VELURI Age/Gender : 50 Y 7 M 25 D/M UHID/MR No : CINR.0000073535 Visit ID : CKOROPV358789 Ref Doctor : Dr.Dr. RAJENDRA NARAYAN SHARMA Emp/Auth/TPA ID : BOBE35555	Collected : 27/Mar/2023 10:02AM Received : 27/Mar/2023 04:20PM Reported : 27/Mar/2023 08:53PM Status : Final Report Sponsor Name : ARCOFEMI HEALTHCARE LIMITED
---	--

**DEPARTMENT OF BIOCHEMISTRY**

**ARCOFEMI - MEDIWHEEL - FULL BODY ANNUAL PLUS ABOVE 50Y MALE - 2D ECHO - PAN INDIA - FY2324**

Test Name	Result	Unit	Bio. Ref. Range	Method
<b>LIPID PROFILE , SERUM</b>				
TOTAL CHOLESTEROL	123	mg/dL	<200	CHO-POD
TRIGLYCERIDES	87	mg/dL	<150	GPO-POD
HDL CHOLESTEROL	29	mg/dL	40-60	Enzymatic Immunoinhibition
NON-HDL CHOLESTEROL	94	mg/dL	<130	Calculated
LDL CHOLESTEROL	76.6	mg/dL	<100	Calculated
VLDL CHOLESTEROL	17.4	mg/dL	<30	Calculated
CHOL / HDL RATIO	4.24		0-4.97	Calculated

**Comment:**

Reference Interval as per National Cholesterol Education Program (NCEP) Adult Treatment Panel III Report.

	Desirable	Borderline High	High	Very High
TOTAL CHOLESTEROL	< 200	200 - 239	≥ 240	
TRIGLYCERIDES	<150	150 - 199	200 - 499	≥ 500
LDL	Optimal < 100 Near Optimal 100-129	130 - 159	160 - 189	≥ 190
HDL	≥ 60			
NON-HDL CHOLESTEROL	Optimal <130; Above Optimal 130-159	160-189	190-219	>220

Measurements in the same patient can show physiological and analytical variations.  
NCEP ATP III identifies non-HDL cholesterol as a secondary target of therapy in persons with high triglycerides.



SIN No:SE04333233

**Apollo Health and Lifestyle Limited**

(CIN - U85110TG2000PLC046089) Regd. Office: #7-1-617/A, 615 & 616, Imperial Towers, 7th Floor; Ameerpet, Hyderabad, Telangana - 500 038 | Email ID: enquiry@apollohl.com

APOLLO CLINICS NETWORK KARNATAKA

Bangalore (Basavanagudi | Bellandur | Electronics City | HSR Layout | Indira Nagar | JP Nagar | Kundalahalli | Koramangala | Sarjapur Road) Mysore (Kalidasa Road)

Online appointments: www.apolloclinic.com

TO BOOK AN APPOINTMENT

**1860 500 778**

Patient Name : Mr.JAGANMOHAN REDDY VELURI	Collected : 27/Mar/2023 10:02AM
Age/Gender : 50 Y 7 M 25 D/M	Received : 27/Mar/2023 04:20PM
UHID/MR No : CINR.0000073535	Reported : 27/Mar/2023 06:53PM
Visit ID : CKOROPV358769	Status : Final Report
Ref Doctor : Dr.Dr. RAJENDRA NARAYAN SHARMA	Sponsor Name : ARCOFEMI HEALTHCARE LIMITED
Emp/Auth/TPA ID : BOBE35555	

**DEPARTMENT OF BIOCHEMISTRY**

**ARCOFEMI - MEDIWHEEL - FULL BODY ANNUAL PLUS ABOVE 50Y MALE - 2D ECHO - PAN INDIA - FY2324**

Test Name	Result	Unit	Bio. Ref. Range	Method
-----------	--------	------	-----------------	--------

LIVER FUNCTION TEST (LFT) , SERUM				
BILIRUBIN, TOTAL	0.51	mg/dL	0.3-1.2	DPD
BILIRUBIN CONJUGATED (DIRECT)	0.08	mg/dL	<0.2	DPD
BILIRUBIN (INDIRECT)	0.43	mg/dL	0.0-1.1	Dual Wavelength
ALANINE AMINOTRANSFERASE (ALT/SGPT)	17	U/L	<50	IFCC
ASPARTATE AMINOTRANSFERASE (AST/SGOT)	14.0	U/L	<50	IFCC
ALKALINE PHOSPHATASE	77.00	U/L	30-120	IFCC
PROTEIN, TOTAL	6.88	g/dL	6.6-8.3	Biuret
ALBUMIN	3.90	g/dL	3.5-5.2	BROMO CRESOL GREEN
GLOBULIN	2.98	g/dL	2.0-3.5	Calculated
A/G RATIO	1.31		0.9-2.0	Calculated



SIN No:SE04333233

**Apollo Health and Lifestyle Limited**

(CIN - U85110TG2000PLC046089) Regd. Office: #7-1-617/A<sub>6</sub>15 & 616, Imperial Towers, 7th Floor ; Ameerpet, Hyderabad, Telangana - 500 038 | Email ID: enquiry@apollohl.com

**APOLLO CLINICS NETWORK KARNATAKA**

**Bangalore** (Basavanagudl | Bellandur | Electronics City | HSR Layout | Indira Nagar | JP Nagar | Kundalahalli | Koramangala | Sarjapur Road) **Mysore** (Kalldasa Road)

Online appointments: www.apolloclinic.com

TO BOOK AN APPOINTMENT

 **1860 500 778**

Patient Name : Mr.JAGANMOHAN REDDY VELURI	Collected : 27/Mar/2023 10:02AM
Age/Gender : 50 Y 7 M 25 D/M	Received : 27/Mar/2023 04:20PM
UHID/MR No : CINR.0000073535	Reported : 27/Mar/2023 06:53PM
Visit ID : CKOROPV358769	Status : Final Report
Ref Doctor : Dr.Dr. RAJENDRA NARAYAN SHARMA	Sponsor Name : ARCOFEMI HEALTHCARE LIMITED
Emp/Auth/TPA ID : BOBE35555	

**DEPARTMENT OF BIOCHEMISTRY**

**ARCOFEMI - MEDIWHEEL - FULL BODY ANNUAL PLUS ABOVE 50Y MALE - 2D ECHO - PAN INDIA - FY2324**

Test Name	Result	Unit	Bio. Ref. Range	Method
-----------	--------	------	-----------------	--------

RENAL PROFILE/RENAL FUNCTION TEST (RFT/KFT) , SERUM				
CREATININE	0.87	mg/dL	0.72 – 1.18	JAFFE METHOD
UREA	19.50	mg/dL	17-43	GLDH, Kinetic Assay
BLOOD UREA NITROGEN	9.1	mg/dL	8.0 - 23.0	Calculated
URIC ACID	4.39	mg/dL	3.5-7.2	Uricase PAP
CALCIUM	9.30	mg/dL	8.8-10.6	Arsenazo III
PHOSPHORUS, INORGANIC	3.32	mg/dL	2.5-4.5	Phosphomolybdate Complex
SODIUM	139	mmol/L	136-146	ISE (Indirect)
POTASSIUM	4.1	mmol/L	3.5-5.1	ISE (Indirect)
CHLORIDE	108	mmol/L	101-109	ISE (Indirect)



SIN No:SE04333233

**Apollo Health and Lifestyle Limited**

(CIN - U85110TG2000PLC046089) Regd. Office: #7-1-617/A, 615 & 616, Imperial Towers, 7th Floor ; Ameerpet, Hyderabad, Telangana - 500 038 | Email ID: enquiry@apollohl.co

**APOLLO CLINICS NETWORK KARNATAKA**

**Bangalore** (Basavanagudi | Bellandur | Electronics City | HSR Layout | Indra Nagar | JP Nagar | Kundalahalli | Koramangala | Sarjapur Road) **Mysore** (Kallidasa Road)

Online appointments: www.apolloclinic.com

TO BOOK AN APPOINTMENT

**1860 500 778**

Patient Name : Mr.JAGANMOHAN REDDY VELURI Age/Gender : 50 Y 7 M 25 D/M UHID/MR No : CINR.0000073535 Visit ID : CKOROPV358769 Ref Doctor : Dr.Dr. RAJENDRA NARAYAN SHARMA Emp/Auth/TPA ID : BOBE35555	Collected : 27/Mar/2023 10:02AM Received : 27/Mar/2023 04:20PM Reported : 27/Mar/2023 06:53PM Status : Final Report Sponsor Name : ARCOFEMI HEALTHCARE LIMITED
---	--

**DEPARTMENT OF BIOCHEMISTRY**

**ARCOFEMI - MEDIWHEEL - FULL BODY ANNUAL PLUS ABOVE 50Y MALE - 2D ECHO - PAN INDIA - FY2324**

Test Name	Result	Unit	Bio. Ref. Range	Method
GAMMA GLUTAMYL TRANSPEPTIDASE (GGT) , SERUM	16.00	U/L	<55	IFCC



SIN No:SE04333233

**Apollo Health and Lifestyle Limited**

(CIN - U85110TG2000PLC046089) Regd. Office: #7-1-617/A, 615 & 616, Imperial Towers, 7th Floor ; Ameerpet, Hyderabad, Telangana - 500 038 | Email ID: enquiry@apollohl.com

**APOLLO CLINICS NETWORK KARNATAKA**

Bangalore (Basavanagudi | Bellandur | Electronics City | HSR Layout | Indra Nagar | JP Nagar | Kundalahalli | Koramangala | Sarjapur Road) Mysore (Kalidasa Road)

Online appointments: www.apolloclinic.com

TO BOOK AN APPOINTMENT

 **1860 500 778**

Patient Name : Mr.JAGANMOHAN REDDY VELURI	Collected : 27/Mar/2023 10:02AM
Age/Gender : 50 Y 7 M 25 D/M	Received : 27/Mar/2023 04:19PM
UHID/MR No : CINR.0000073535	Reported : 27/Mar/2023 05:11PM
Visit ID : CKOROPV358769	Status : Final Report
Ref Doctor : Dr.Dr. RAJENDRA NARAYAN SHARMA	Sponsor Name : ARCOFEMI HEALTHCARE LIMITED
Emp/Auth/TPA ID : BOBE35555	

**DEPARTMENT OF IMMUNOLOGY**

**ARCOFEMI - MEDIWHEEL - FULL BODY ANNUAL PLUS ABOVE 50Y MALE - 2D ECHO - PAN INDIA - FY2324**

Test Name	Result	Unit	Bio. Ref. Range	Method
-----------	--------	------	-----------------	--------

THYROID PROFILE (TOTAL T3, TOTAL T4, TSH) , SERUM				
TRI-iodothyronine (T3, TOTAL)	0.81	ng/mL	0.7-2.04	CLIA
Thyroxine (T4, TOTAL)	8.46	µg/dL	6.09-12.23	CLIA
Thyroid Stimulating Hormone (TSH)	2.943	µIU/mL	0.34-5.60	CLIA

**Comment:**

Serum TSH concentrations exhibit a diurnal variation with the peak occurring during the night and the nadir occurring between 10 a.m. and 4 p.m. In primary hypothyroidism, thyroid-stimulating hormone (TSH) levels will be elevated. In primary hyperthyroidism, TSH levels will be low. Elevated or low TSH in the context of normal free thyroxine is often referred to as subclinical hypo- or hyperthyroid-ism, respectively. Physiological rise in Total T3 / T4 levels is seen in pregnancy and in patients on steroid therapy.

Recommended test for T3 and T4 is unbound fraction or free levels as it is metabolically active.

**Note:**

For pregnant females	Bio Ref Range for TSH in uIU/ml (As per American Thyroid Association)
First trimester	0.1 - 2.5
Second trimester	0.2 - 3.0
Third trimester	0.3 - 3.0



SIN No: SPL23051540

**Apollo Health and Lifestyle Limited**

(CIN - U85110TG2000PLC046089) Regd. Office: #7-1-617/A, 615 & 616, Imperial Towers, 7th Floor; Ameerpet, Hyderabad, Telangana - 500 038 | Email ID: enquiry@apollohl.com

**APOLLO CLINICS NETWORK KARNATAKA**

**Bangalore** (Basavanagudi | Bellandur | Electronics City | HSR Layout | Indra Nagar | JP Nagar | Kundalahalli | Koramangala | Sarjapur Road) **Mysore** (Kalladasa Road)

Online appointments: www.apolloclinic.com

TO BOOK AN APPOINTMENT

 **1860 500 778**

Patient Name : Mr.JAGANMOHAN REDDY VELURI Age/Gender : 50 Y 7 M 25 D/M UHID/MR No : CINR.0000073535 Visit ID : CKOROPV358769 Ref Doctor : Dr.Dr. RAJENDRA NARAYAN SHARMA Emp/Auth/TPA ID : BOBE35555	Collected : 27/Mar/2023 10:02AM Received : 27/Mar/2023 04:19PM Reported : 27/Mar/2023 05:11PM Status : Final Report Sponsor Name : ARCOFEMI HEALTHCARE LIMITED
---	--

**DEPARTMENT OF IMMUNOLOGY**

**ARCOFEMI - MEDIWHEEL - FULL BODY ANNUAL PLUS ABOVE 50Y MALE - 2D ECHO - PAN INDIA - FY2324**

Test Name	Result	Unit	Bio. Ref. Range	Method
TOTAL PROSTATIC SPECIFIC ANTIGEN (tPSA) , SERUM	1.020	ng/mL	0-4	CLIA

**Comment:**

Disclaimer: \*The results determined by assays using different manufacturers or methods may not be comparable.  
 Manufacturer: BECKMAN COULTER



SIN No:SPL23051540

**Apollo Health and Lifestyle Limited**

(CIN - U85110TG2000PLC046089) Regd. Office: #7-1-617/A, 615 & 616, Imperial Towers, 7th Floor ; Ameerpet, Hyderabad, Telangana - 500 038 | Email ID: enquiry@apollohl.co

**APOLLO CLINICS NETWORK KARNATAKA**

**Bangalore** (Basavanagudi | Bellandur | Electronics City | HSR Layout | Indira Nagar | JP Nagar | Kundalahalli | Koramangala | Sarjapur Road) **Mysore** (Kalidasa Road)

Online appointments: www.apolloclinic.com

TO BOOK AN APPOINTMENT

 **1860 500 778**

Patient Name : Mr.JAGANMOHAN REDDY VELURI	Collected : 27/Mar/2023 09:56AM
Age/Gender : 50 Y 7 M 25 D/M	Received : 27/Mar/2023 05:30PM
UHID/MR No : CINR.0000073535	Reported : 27/Mar/2023 06:02PM
Visit ID : CKOROPV358769	Status : Final Report
Ref Doctor : Dr.Dr. RAJENDRA NARAYAN SHARMA	Sponsor Name : ARCOFEMI HEALTHCARE LIMITED
Emp/Auth/TPA ID : BOBE35555	

**DEPARTMENT OF CLINICAL PATHOLOGY**

**ARCOFEMI - MEDIWHEEL - FULL BODY ANNUAL PLUS ABOVE 50Y MALE - 2D ECHO - PAN INDIA - FY2324**

Test Name	Result	Unit	Bio. Ref. Range	Method
-----------	--------	------	-----------------	--------

**COMPLETE URINE EXAMINATION , URINE**

**PHYSICAL EXAMINATION**

COLOUR	PALE YELLOW		PALE YELLOW	Visual
TRANSPARENCY	CLEAR		CLEAR	Visual
pH	5.5		5-7.5	DOUBLE INDICATOR
SP. GRAVITY	1.010		1.002-1.030	Bromothymol Blue

**BIOCHEMICAL EXAMINATION**

URINE PROTEIN	NEGATIVE		NEGATIVE	PROTEIN ERROR OF INDICATOR
GLUCOSE	POSITIVE ++++		NEGATIVE	GLUCOSE OXIDASE
URINE BILIRUBIN	NEGATIVE		NEGATIVE	AZO COUPLING REACTION
URINE KETONES (RANDOM)	NEGATIVE		NEGATIVE	SODIUM NITRO PRUSSIDE
UROBILINOGEN	NORMAL		NORMAL	MODIFIED EHRlich REACTION
BLOOD	NEGATIVE		NEGATIVE	Peroxidase
NITRITE	NEGATIVE		NEGATIVE	Diazotization
LEUCOCYTE ESTERASE	NEGATIVE		NEGATIVE	LEUCOCYTE ESTERASE

**CENTRIFUGED SEDIMENT WET MOUNT AND MICROSCOPY**

PUS CELLS	2-3	/hpf	0-5	Microscopy
EPITHELIAL CELLS	1-2	/hpf	<10	MICROSCOPY
RBC	NIL	/hpf	0-2	MICROSCOPY
CASTS	NIL		0-2 Hyaline Cast	MICROSCOPY
CRYSTALS	ABSENT		ABSENT	MICROSCOPY

Result Rechecked



SIN No:UR2086740

**Apollo Health and Lifestyle Limited**

(CIN - U85110TG2000PLC046089) Regd. Office: #7-1-617/A, 615 & 616, Imperial Towers, 7th Floor ; Ameerpet, Hyderabad, Telangana - 500 038 | Email ID: enquiry@apollohl.com

**APOLLO CLINICS NETWORK KARNATAKA**

**Bangalore** (Basavanagudl | Bellandur | Electronics City | HSR Layout | Indira Nagar | JP Nagar | Kundalahalli | Koramangala | Sarjapur Road) **Mysore** (Kalidasa Road)

Online appointments: www.apolloclinic.com

TO BOOK AN APPOINTMENT

 **1860 500 778**



Patient Name : Mr.JAGANMOHAN REDDY VELURI	Collected : 27/Mar/2023 10:02AM
Age/Gender : 50 Y 7 M 25 D/M	Received : 27/Mar/2023 05:30PM
UHID/MR No : CINR.0000073535	Reported : 27/Mar/2023 06:02PM
Visit ID : CKOROPV358769	Status : Final Report
Ref Doctor : Dr.Dr. RAJENDRA NARAYAN SHARMA	Sponsor Name : ARCOFEMI HEALTHCARE LIMITED
Emp/Auth/TPA ID : BOBE35555	


**DEPARTMENT OF CLINICAL PATHOLOGY**

**ARCOFEMI - MEDIWHEEL - FULL BODY ANNUAL PLUS ABOVE 50Y MALE - 2D ECHO - PAN INDIA - FY2324**


Test Name	Result	Unit	Bio. Ref. Range	Method
URINE GLUCOSE(POST PRANDIAL)	POSITIVE (++++)		NEGATIVE	Dipstick
URINE GLUCOSE(FASTING)	POSITIVE (++++)		NEGATIVE	Dipstick

**\*\*\* End Of Report \*\*\***

Result/s to Follow:  
PERIPHERAL SMEAR



**DR. PRASHANTH. R**  
M.B.B.S, MD  
Consultant Pathologist



**Dr. Anita Shobha Flynn**  
M.B.B.S, MD(Pathology)  
Consultant Pathologist



**NAME: MRJAGANMOHAN REDDY**

**AGE: 50Y**

**SEX: MALE**

**DATE: 27/03/2023**

## ECHOCARDIOGRAPHY REPORT

### MEASUREMENT

AO - 3.4(20 - 35)mm	LIVD d - 4.5(36-52)mm	IVS - 1.4(06 - 11)mm
LA - 3.3(19- 40)mm	LVID s - 2.8(23- 39)mm	PWD - 1.3(06- 11)mm
EF - 60% (>50%)	RVID-3.1	

### VALVES

Mitral Valve : Normal  
Aortic Valve : Normal  
Tricuspid Valve : Normal  
Pulmonary Valve : Normal

### CHAMBERS

Left Atrium : Normal  
Right Atrium : Normal  
Left Ventricle : LVH  
Right Ventricle : Normal

### SEPTAE

IVS : Intact  
IAS : Intact

**GREAT ARTERIES**

Aorta : Normal

Pulmonary Artery : Normal

**DOPPLER DATA**

Mitral : Normal

Aortic : Normal

Tricuspid : Normal

Pulmonary : Normal

WALL MOTION ABNORMALITIES : No RWMA

Pericardium : Normal

**FINAL DIAGNOSIS**

**CONCENTRIC LVH  
NORMAL BIVENTRICULAR FUNCTION  
NO RWMA AT REST  
NO PE/LV CLOT**



**DR. MOHAN MURALI**  
CONSULTANT  
CARDIOLOGIST

**Patient Name : Mr.Jaganmohan Reddy Veluri**

**Patient ID :73535**

**Age :50 Year(s)**

**Sex : Male**

**Referring Doctor : H/C**

**Date :27.03.2023**

**.ULTRASOUND ABDOMEN AND PELVIS**

**FINDINGS:**

**Liver** is normal in size and shows increased echo pattern. No dilatation. No focal lesion  
**CBD** is not dilated.

**Portal vein** is normal in size, course and caliber.

**Gall bladder** is partially distended.

**Pancreas** to the extent visualized, appears normal in size, contour and echogenicity

**Spleen is normal in size**, normal shape, contour and echopattern. No evidence of mass or focal lesions.

**Right Kidney** is normal in size, position, shape and echopattern. Corticomedullary differentiation is maintained. No evidence of calculi or hydronephrosis.

**Left Kidney** is normal in size, position, shape and echopattern. Corticomedullary differentiation is maintained. No evidence of calculi or hydronephrosis.

**Retroperitoneum** – Obscured by bowel gas. No significant lymphadenopathy.

**Urinary Bladder** is well distended. wall thickness is normal. No evidence of calculi, mass or mural lesion.

**Prostate:** normal in size and echotexture. Measures: Vol.18.2 cc

There is no ascites.

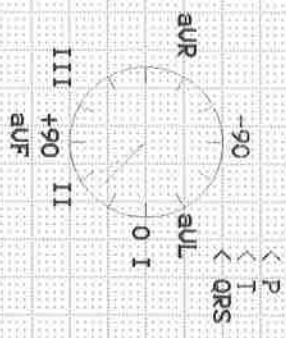
**.IMPRESSION:**

- **FATTY LIVER GRADE I**



**DR SHRAMANA BAGCHI**  
**DNB RADIOLOGY**  
**FIPR**

AGE: 50  
 Measurement Results:  
 PRS : 100 ms  
 QT/QTcB : 384 / 458 ms  
 PR : 146 ms  
 P : 112 ms  
 RR/PP : 702 / 685 ms  
 P/QRS/T : 55 / 45 / 45 degrees  
 QTd/QTcBd : 22 / 26 ms  
 Sokolow : 1.6 mV  
 NK : 12



Interpretation:

(N) b

Unconfirmed report.



Patient Name	: Mr. Jaganmohan Reddy Veluri	Age	: 50 Y/M
UHID	: CINR.0000073535	OP Visit No	: CKOROPV358769
Reported By:	: Dr. ANUSUYA SHETTY	Conducted Date	: 27-03-2023 13:46
Referred By	: SELF		

**ECG REPORT**

**Observation :-**

1. Normal Sinus Rhythm.
2. Heart rate is 85 beats per minutes.
3. No pathological Q wave or S-T,T changes seen.
4. Normal P,Q,R,S,T waves and axis.
5. No evidence of chamber, hypertrophy or enlargement seen.

**Impression:**

NORMAL RESTING ECG.

*Fale*  
Dr ANUSUYA SHETTY  
CONSULTANT

NOTE:KINDLY TAKE A PHOTOCOPY OF THE GRAPH  
FOR FUTURE REFERENCE IF NEEDED.

Patient Name	: Mr. Jaganmohan Reddy Veluri	Age	: 50 Y M
UHID	: CINR.0000073535	OP Visit No	: CKOROPV358769
Reported on	: 27-03-2023 20:22	Printed on	: 28-03-2023 12:22
Adm/Consult Doctor	: Dr. RAJENDRA NARAYAN SHARMA	Ref Doctor	: SELF

## DEPARTMENT OF RADIOLOGY

### X-RAY CHEST PA

Both lung fields are clear.

Both hilae are normal.

Both costophrenic and cardiophrenic angles are normal.

The cardiac and mediastinal shadows appear normal.

Bones and soft tissues appear normal.

**IMPRESSION : NORMAL STUDY.**  
TO CORRELATE CLINICALLY.

  
**DR.SURENDRA K**

MBBS,MD (Radio-Diagnosis)

**RADIOLOGIST**

**APOLLO MEDICAL CENTRE**

# 51, Jyothinivas College Road  
5th Block, Koramangala

Mob No 9972044580/7338064556

Phone No 080-25633823/24/33

### Apollo Health and Lifestyle Limited

(CIN - U85110TG2000PLC046089) Regd. Office: #7-1-617/A, 615 & 616, Imperial Towers, 7th Floor; Ameerpet, Hyderabad, Telangana - 500 038 | Email: [regduty@apollohl.com](mailto:regduty@apollohl.com)

APOLLO CLINICS NETWORK KARNATAKA

Bangalore (Basavanagudl | Bellandur | Electronics City | HSR Layout | Indira Nagar | JP Nagar | Kundalahalli | Koramangala | Sarjapur Road) Mysore (Kalladasa Road)

Online appointments: [www.apolloclinic.com](http://www.apolloclinic.com)

TO BOOK AN APPOINTMENT

 **1860 500 778**

**Patient Name** : Mr. Jaganmohan Reddy Veluri

**Age/Gender** : 50 Y/M

**UHID/MR No.** : CINR.0000073535

**OP Visit No** : CKOROPV358769

**Sample Collected on** :

**Reported on** : 27-03-2023 20:22

**LRN#** : RAD1960682

**Specimen** :

**Ref Doctor** : SELF

**Emp/Auth/TPA ID** : BOBE35555

---

**DEPARTMENT OF RADIOLOGY**

---

**X-RAY CHEST PA**

Both lung fields are clear.

Both hilae are normal.

Both costophrenic and cardiophrenic angles are normal.

The cardiac and mediastinal shadows appear normal.

Bones and soft tissues appear normal.

**IMPRESSION : NORMAL STUDY.**

TO CORRELATE CLINICALLY.

**DR.SURENDRA K**

MBBS,MD (Radio-Diagnosis)

**RADIOLOGIST**

**Dr. SURENDRA K**  
MBBS, MD (Radio-Diagnosis)  
Radiology



<b>Patient Name</b>	: Mr. Jaganmohan Reddy Veluri	<b>Age/Gender</b>	: 50 Y/M
<b>UHID/MR No.</b>	: CINR.0000073535	<b>OP Visit No</b>	: CKOROPV358769
<b>Sample Collected on</b>	:	<b>Reported on</b>	: 27-03-2023 13:03
<b>LRN#</b>	: RAD1960682	<b>Specimen</b>	:
<b>Ref Doctor</b>	: SELF		
<b>Emp/Auth/TPA ID</b>	: BOBE35555		

## DEPARTMENT OF RADIOLOGY

### ULTRASOUND - WHOLE ABDOMEN

#### FINDINGS:

Liver is normal in size and shows increased echo pattern. No dilatation. No focal lesion

CBD is not dilated.

Portal vein is normal in size, course and caliber.

Gall bladder is partially distended.

Pancreas to the extent visualized, appears normal in size, contour and echogenicity

Spleen is normal in size, normal shape, contour and echopattern. No evidence of mass or focal lesions.

Right Kidney is normal in size, position, shape and echopattern. Corticomedullary differentiation is maintained. No evidence of calculi or hydronephrosis.

Left Kidney is normal in size, position, shape and echopattern. Corticomedullary differentiation is maintained.

No evidence of calculi or hydronephrosis.

Retroperitoneum – Obscured by bowel gas. No significant lymphadenopathy.

Urinary Bladder is well distended. wall thickness is normal. No evidence of calculi, mass or mural lesion.

Prostate: normal in size and echotexture. Measures: Vol.18.2 cc

There is no ascites.

#### IMPRESSION:

- FATTY LIVER GRADE I

DR SHRAMANA BAGCHI  
DNB RADIOLOGY  
FIPR

**Dr. SHRAMANA BAGCHI**  
MBBS, DNB  
RADIOLOGY

Name: Mr. Jaganmohan Reddy Veluri  
Age/Gender: 50 Y/M  
Address: Ulsoor  
Location: BANGALORE, KARNATAKA  
Doctor: Dr. RAJENDRA NARAYAN SHARMA  
Department: Fever Clinics  
Rate Plan: KORAMANGALA\_03122022  
Sponsor: ARCOFEMI HEALTHCARE LIMITED  
Consulting Doctor: Dr. RAJENDRA NARAYAN SHARMA

MR No: CINR.0000073535  
Visit ID: CKOROPV358769  
Visit Date: 27-03-2023 09:40  
Discharge Date:  
Referred By: SELF

## HT-CHIEF COMPLAINTS AND PRESENT KNOWN ILLNESS

### SYSTEMIC REVIEW

#### \*\*Weight

--->: Stable,

### HT-HISTORY

#### Past Medical History

PAST MEDICAL HISTORY: Nil,

\*\*Cancer: .,

### PHYSICAL EXAMINATION

#### SYSTEMIC EXAMINATION

#### IMPRESSION

#### RECOMMENDATION

#### DISCLAIMER

Disclaimer: The health checkup examinations and routine investigations have certain limitations and may not be able to detect all the diseases. Any new or persisting symptoms should be brought to the attention of the consulting physician. Additional tests, consultations and follow up may be required in some cases.,

Doctor's Signature

Name: Mr. Jaganmohan Reddy Veluri  
Age/Gender: 50 Y/M  
Address: Ulsoor  
Location: BANGALORE, KARNATAKA  
Doctor: Dr. RAJENDRA NARAYAN SHARMA  
Department: Fever Clinics  
Rate Plan: KORAMANGALA\_03122022  
Sponsor: ARCOFEMI HEALTHCARE LIMITED  
Consulting Doctor: Dr. KEERTHIKA R

MR No: CINR.0000073535  
Visit ID: CKOROPV358769  
Visit Date: 27-03-2023 09:40  
Discharge Date:  
Referred By: SELF

## **HT-CHIEF COMPLAINTS AND PRESENT KNOWN ILLNESS**

### **SYSTEMIC REVIEW**

#### **\*\*Weight**

--->: **Stable,**

### **HT-HISTORY**

#### **Past Medical History**

PAST MEDICAL HISTORY: Nil,

\*\*Cancer: .,

### **PHYSICAL EXAMINATION**

#### **SYSTEMIC EXAMINATION**

#### **IMPRESSION**

#### **RECOMMENDATION**

#### **DISCLAIMER**

Disclaimer: **The health checkup examinations and routine investigations have certain limitations and may not be able to detect all the diseases. Any new or persisting symptoms should be brought to the attention of the consulting physician. Additional tests, consultations and follow up may be required in some cases.,**

**Doctor's Signature**

Name: Mr. Jaganmohan Reddy Veluri  
Age/Gender: 50 Y/M  
Address: Ulsoor  
Location: BANGALORE, KARNATAKA  
Doctor: Dr. RAJENDRA NARAYAN SHARMA  
Department: Fever Clinics  
Rate Plan: KORAMANGALA\_03122022  
Sponsor: ARCOFEMI HEALTHCARE LIMITED  
Consulting Doctor: Dr. VIJAYA LAKSHMI M

MR No: CINR.0000073535  
Visit ID: CKOROPV358769  
Visit Date: 27-03-2023 09:40  
Discharge Date:  
Referred By: SELF

**Doctor's Signature**

Name: Mr. Jaganmohan Reddy Veluri  
Age/Gender: 50 Y/M  
Address: Ulsoor  
Location: BANGALORE, KARNATAKA  
Doctor: Dr. RAJENDRA NARAYAN SHARMA  
Department: Fever Clinics  
Rate Plan: KORAMANGALA\_03122022  
Sponsor: ARCOFEMI HEALTHCARE LIMITED  
Consulting Doctor: Dr. MAHABALESWAR

MR No: CINR.0000073535  
Visit ID: CKOROPV358769  
Visit Date: 27-03-2023 09:40  
Discharge Date:  
Referred By: SELF

**Doctor's Signature**

Patient Name	: Mr. Jaganmohan Reddy Veluri	Age	: 50 Y/M
UHID	: CINR.0000073535	OP Visit No	: CKOROPV358769
Reported By:	: Dr. ANUSUYA SHETTY	Conducted Date	: 27-03-2023 13:46
Referred By	: SELF		

---

### **ECG REPORT**

#### **Observation :-**

1. Normal Sinus Rhythm.
2. Heart rate is 85 beats per minutes.
3. No pathological Q wave or S-T,T changes seen.
4. Normal P,Q,R,S,T waves and axis.
5. No evidence of chamber, hypertrophy or enlargement seen.

#### **Impression:**

NORMAL RESTING ECG.

Dr ANUSUYA SHETTY  
CONSULTANT

NOTE:KINDLY TAKE A PHOTOCOPY OF THE GRAPH  
FOR FUTURE REFERENCE IF NEEDED.

Patient Name	: Mr. Jaganmohan Reddy Veluri	Age	: 50 Y/M
UHID	: CINR.0000073535	OP Visit No	: CKOROPV358769
Reported By:	: Dr. ANUSUYA SHETTY	Conducted Date	: 27-03-2023 13:46
Referred By	: SELF		

---

----- END OF THE REPORT -----