

PATIENT INFORMATION	REFERRED BY	SPECIMEN INFORMATION
MR MOHAMAD RAZAK S.O SH ABDUL JWAHAR .	DR. VIKAR HUSSAIN QAZI	SAMPLE TYPE : Fluoride Plasma -Random
AGE : 32Y 6M 1D	LAB MR# : APTK00030871	LAB ORDER NO : VPTK24012897
GENDER : Male	HMIS MR# : AP-3-130053	COLLECTED ON : 22/Apr/2024 10:56
PRIORITY : Routine	Ward / Room/ Bed No. : -----	RECEIVED ON : 22/Apr/2024 11:01
		REPORT STATUS : Final Report
		APPROVED ON : 22/Apr/2024 11:38



Test Name (Methodology)	Result	Flag	Units	Biological Reference Interval
-------------------------	--------	------	-------	-------------------------------

### HAEMATOLOGY

#### Blood Grouping and Typing (ABO and Rh) - Tube agglutination

##### Tube agglutination(Forward & Reverse Grouping)

ABO GROUP	O
Rh Type	Positive.

##### Interpretation:

1. If Rh is Du positive it is best considered as D negative as recipient and D positive as donor. However repeat evaluation is recommended for confirmation. Proper Cross matching is recommended before transfusion.
2. In case of forward and reverse grouping discrepancy, clinical correlation and repeat sample analysis is recommended.
3. For Infants below 6 months only forward grouping is performed.
4. A sub-grouping is recommended after the age of 6 months.

#### Erythrocyte Sedimentation Rate (ESR)

Erythrocyte Sedimentation Rate (Modified Westergren`s)	10	mm/h	0 - 10
--	----	------	--------

#### Complete blood count with Automated differential counts

##### (Coulter Principle/Calculated and Microscopy)

Hemoglobin	15.1		g/dL	13.0 - 17.0
RBC Count	4.6		10 <sup>6</sup> /μL	4.5 - 5.5
Hematocrit	44.4		%	40 - 50
MCV(Mean Corpuscular Volume)	96.4		fL	83 - 101
MCH(Mean Corpuscular Hemoglobin)	<b>32.9</b>	H	pg	27 - 32
MCHC(Mean Corpuscular Hemoglobin Concentration)	34.1		g/dL	31.5 - 34.5
RDW	<b>14.5</b>	H	%	11.6 - 14
Total Leukocyte Count	7.7		10 <sup>3</sup> /μl	4.0 - 11.0
<b>Differential Counts % (VCSN)</b>				
Neutrophils	65.0		%	40-80%
Lymphocytes	30.0		%	20-40%
Monocytes	4.0		%	2-10%

**PATIENT INFORMATION**

MR MOHAMAD RAZAK S.O SH ABDUL  
JWAHAR .

AGE : 32Y 6M 1D  
GENDER : Male  
PRIORITY : Routine



**REFERRED BY**

DR. VIKAR HUSSAIN QAZI

LAB MR# : APTK00030871

HMIS MR# : AP-3-130053

Ward / Room/ Bed No.  
-----

**SPECIMEN INFORMATION**

SAMPLE TYPE : Fluoride Plasma  
-Random

LAB ORDER NO : VPTK24012897

COLLECTED ON : 22/Apr/2024 10:56

RECEIVED ON : 22/Apr/2024 11:01

REPORT STATUS : Final Report

APPROVED ON : 22/Apr/2024 11:38



Test Name (Methodology)	Result	Flag	Units	Biological Reference Interval
Eosinophils	1.0		%	1-6%
Basophils	0.0		%	0-1%
<b>Differential Counts, Absolute</b>				
Absolute Neutrophil Count	5.01		10 <sup>3</sup> /μl	2.0-7.0
Absolute Lymphocyte Count	2.31		10 <sup>3</sup> /μl	1.0-3.0
Absolute Monocyte Count	0.31		10 <sup>3</sup> /μl	0.2 - 1.0
Absolute Eosinophil Count (AEC)	0.08		10 <sup>3</sup> /μl	0.02-0.5
Absolute Basophil Count	0.00		10 <sup>3</sup> /μl	0.02 - 0.1
Platelet Count	240		10 <sup>3</sup> /μl	150 - 410
MPV	11.5		fL	7.5 - 11.5

**CLINICAL PATHOLOGY**

**Urine Examination - Routine & Microscopy (CUE)**

**PHYSICAL EXAMINATION:**

Volume : 25.00 mL  
Colour : Amber Pale  
Appearance : Clear Clear

**CHEMICAL EXAMINATION:**

pH : 6.00 4.8 - 7.4  
(Dip stick)  
Specific Gravity : 1.020 1.010 - 1.022  
(Dip Stick(Bromothymol blue))  
Protein : Negative Negative  
(Dip Stick/ Sulfosalicylic acid)  
Glucose : Negative Negative  
(Dip Stick /Benedicts test )  
Ketones : Absent Negative  
(Dip stick)  
Urobilinogen : Normal Normal  
(Dip Stick / Ehrlich reaction)  
Nitrite : Negative Negative  
(Dip Stick / (Griess test ))  
Bilirubin : Negative Negative  
(Dipstick/diazo)  
Blood : Not Detected Negative  
(Dip Stick ( Peroxidase))

**Microscopic Examination**

Pus Cells : 1-2 /HPF 0 - 10  
Epithelial Cells : 0-1 /HPF < 20

**PATIENT INFORMATION**

MR MOHAMAD RAZAK S.O SH ABDUL  
JWAHAR .

AGE : 32Y 6M 1D  
GENDER : Male  
PRIORITY : Routine



**REFERRED BY**

DR. VIKAR HUSSAIN QAZI

LAB MR# : APTK00030871

HMIS MR# : AP-3-130053

Ward / Room/ Bed No.  
-----

**SPECIMEN INFORMATION**

SAMPLE TYPE : Fluoride Plasma  
-Random

LAB ORDER NO : VPTK24012897

COLLECTED ON : 22/Apr/2024 10:56

RECEIVED ON : 22/Apr/2024 11:01

REPORT STATUS : Final Report

APPROVED ON : 22/Apr/2024 11:38



Test Name (Methodology)	Result	Flag	Units	Biological Reference Interval
RBCs	Nil		/HPF	0 - 5
Casts	Absent		/LPF	Absent
Crystals	Absent		/HPF	Absent

**BIOCHEMISTRY**

**Cholesterol Total - Serum**

Cholesterol Total - Serum (Enzymatic colorimetric) **216.0** H mg/dL <200 No risk 200-239 Moderate risk >240 High risk

**Alanine aminotransferase - (ALT / SGPT)**

Alanine aminotransferase - (ALT / SGPT) (Kinetic IFCC) **51** H U/L <41

**Blood Urea Nitrogen, BUN - Serum**

Blood Urea Nitrogen (BUN) ( Calculation) **6.78** L mg/dL 8.8-20.5

**Creatinine**

(Modified Jaffe Kinetic) 1.00 mg/dL < 1.20

**Glucose-Random**

Glucose-Random (Hexokinase) 96.90 mg/dL Normal : 70-140  
Pre-diabetic : 141-199  
Diabetic : >=200

----- End Of Report -----

Result/s to Follow : STOOL - ROUTINE

Dr. Nidhi Puri  
Consultant Pathologist

**Disclaimer:**

1. All results released pertain to the specimen as received by the lab for testing and under the assumption that the patient indicated or identified on the bill/test requisition form is the owner of the specimen.
2. Clinical details and consent forms, especially in Genetic testing, histopathology, as well as wherever applicable, are mandatory to be accompanied with the test requisition form. The non-availability of such information may lead to delay in reporting as well as misinterpretation of test results. The lab will not be responsible for any such delays or misinterpretations thereof.

AMPATH PATHANKOT  
Dalhousie Road, Mamoon, Pathankot

**PATIENT INFORMATION**

**MR MOHAMAD RAZAK S.O SH ABDUL  
JWAHAR .**

AGE : 32Y 6M 1D  
GENDER : Male  
PRIORITY : Routine



**REFERRED BY**

**DR. VIKAR HUSSAIN QAZI**

LAB MR# : APTK00030871

**HMIS MR# : AP-3-130053**

**Ward / Room/ Bed No.**  
-----

**SPECIMEN INFORMATION**

**SAMPLE TYPE** : Fluoride Plasma  
-Random

**LAB ORDER NO** : VPTK24012897

**COLLECTED ON** : 22/Apr/2024 10:56

**RECEIVED ON** : 22/Apr/2024 11:01

**REPORT STATUS** : Final Report

**APPROVED ON** : 22/Apr/2024 11:38



Test Name (Methodology)	Result	Flag	Units	Biological Reference Interval
-------------------------	--------	------	-------	-------------------------------

3. Test results are dependent on the quality of the sample received by the lab. In case the samples are preprocessed elsewhere (e.g., paraffin blocks), results may be compromised.
4. Tests are performed as per the schedule given in the test listing and in any unforeseen circumstances, report delivery may be affected.
5. Test results may show inter-laboratory as well as intra-laboratory variations as per the acceptable norms.
6. Genetic reports as well as reports of other tests should be correlated with clinical details and other available test reports by a qualified medical practitioner. Genetic counselling is advised in genetic test reports by a qualified genetic counsellor, medical practitioner or both.
7. Samples will be discarded post processing after a specified period as per the laboratory's retention policy. Kindly get in touch with the lab for more information.
8. If accidental damage, loss, or destruction of the specimen is not attributable to any direct or negligent act or omission on the part of Ampath Labs or its employees, Ampath shall in no event be liable. Ampath lab's liability for a lack of services, or other mistakes and omissions, shall be restricted to the amount of the patient's payment for the pertinent laboratory services.



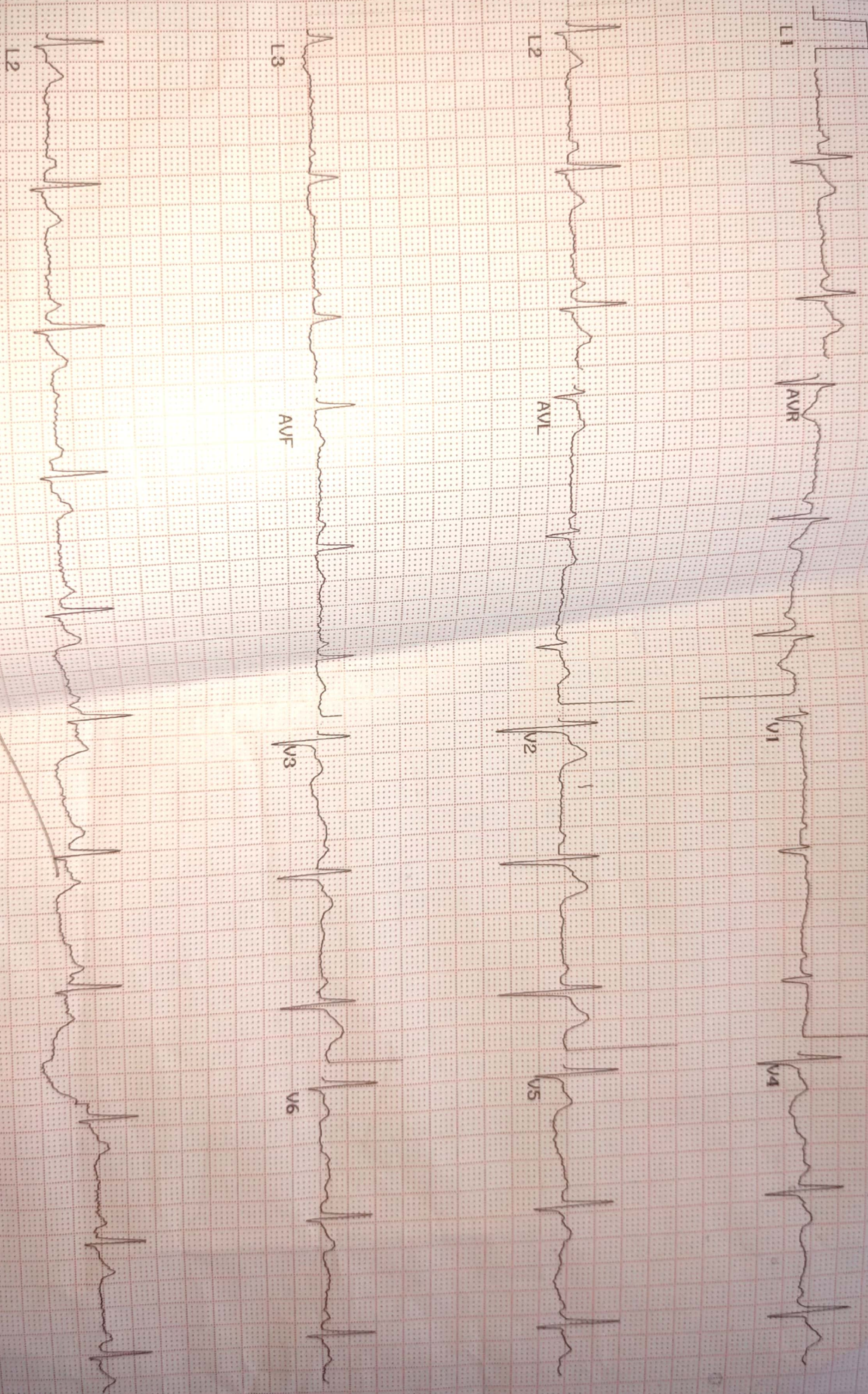
Clari...  
00001  
0 00Y 00K9  
11:16 AM  
22/04/2024

AUTO 12LS BLC-Y

P	QRS	PR	QT	QTc	QT/QTc	QT/RR	QRS axis	P axis	T axis
100	ns	97	ns	155	ns	347	ns	353	ns

To be clinically correlated:  
Sinus Rhythm  
Normal ECG

HR = 62bpm  
N5  
Normal  
22/4/24







Amandeep Hospital & Clinics Br-Pathankot  
 (A Unit of Amandeep Healthcare Pvt Ltd)  
 Dalhousie Road, Mamoon Cantt. Pathankot Pin -  
 145001, GST No: 03AAKCA4913F1Z2  
 CIN : U85110PB2012PTC036034  
 Phone No. - 9781050999



<b>Bill No</b> : OPB3243261	<b>Bill Date</b> : 22/04/2024 10:09AM	<b>UHID No.</b> : UHID555689
<b>Patient Name</b> : Mr. MOHAMAD RAZAK S.O SH ABDUL JWAHAR	<b>Reg No</b> : AP-3-130053	<b>Age/Gender</b> : 32Y 6M 1D/M
<b>Sponsor Address</b> : SELF PAYING GHANDRAN, Banpori Moh (125), Fatehpur(T), KANGRA, Himachal Pradesh, India- 176401	<b>Consultant Mobile No.</b> : Dr. Vikar Hussain Qazi : 8219620346	<b>Referred By</b> : self

S.No	Particulars	Doctor	Units	Unit Price	Disc.%	Disc.Amt	Amount(Rs.)
1	PRE-EMPLOYMENT NON-FACTORY STAFF						
	Alanine aminotransferase - (ALT / SGPT) -23		1	750.00	0.00	0.00	750.00
	Blood Grouping and Typing (ABO and Rh) - Tube agglutination		1				
	Blood Urea Nitrogen (BUN)		1				
	Cholesterol Total - Serum		1				
	COMPLETE BLOOD COUNT WITH AUTOMATED DIFFERENTIAL COUNTS		1				
	Creatinine		1				
	ECG -3		1				
	Erythrocyte Sedimentation Rate (ESR)		1				
	Eye Vision Checkup		1				
	Glucose-Random		1				
	Physician Consultation		1				
	Stool - Routine		1				
	Urine Examination - Routine & Microscopy (CUE)		1				
	X-RAY CHEST PA VIEW -7		1				

Bill Total : 750.00  
 Discount Amt. : 0.00  
 Net Amt. : 750.00  
 Paid Amt. : 750.00

Amount in words : Seven Hundred Fifty Rupees Only

Receipt Details

Mode of Payment	Receipt No	Bank	Mode No	Mode Date	Card Charges [%]	Amount(Rs.)
UPI	ORC3244793	PUNJAB NATIONAL BANK	411314029045	22/04/2024	0.00[0.00]	750.00

Signatory  
Ms. Shallu

FRONT OFFICE BILLING

Print By : Ms. Shallu

Printed On : 22/04/2024 10:10:04




R




अमण्डेप हॉस्पिटल  
अमण्डेप प्राइवेट लिमिटेड

जोड़ बदलने की समस्या का सफल बिना ऑपरेशन के इलाज...  
बढ़ते कदम...



आपत्तियों से पहले



खेत में काम करते हुए



30 वर्षों तक चलने वाले घुटने एवं पीठ के दर्द

24x7 Emergency

डिजीटल एक्स-रे

• Accident & Trauma

एक्स-रे रिपोर्ट

ID 68822 MOHAMAD RAZAK 32/M 22/04/2024 12:06:06 CHEST PA

Amandeep Hospital, Near Novelty Mall, Pathankot

A Unit Of Amandeep Healthcare Pvt Ltd.





**LABORATORY REPORT**

**PATIENT INFORMATION**

MR MOHAMAD RAZAK S.O SH ABDUL JWAHAR.

AGE : 32Y 6M 1D  
GENDER : Male  
PRIORITY : Routine



**REFERRED BY**

DR. VIKAR HUSSAIN QAZI

LAB MR# : APTK00030871  
HMIS MR# : AP-3-130053  
Ward / Room/ Bed No. : -----

**SPECIMEN INFORMATION**

SAMPLE TYPE : Fluoride Plasma -Random  
LAB ORDER NO : VPTK24012897  
COLLECTED ON : 22/Apr/2024 10:56  
RECEIVED ON : 22/Apr/2024 11:01  
REPORT STATUS : Final Report  
APPROVED ON : 22/Apr/2024 11:38



Test Name (Methodology)	Result	Flag	Units	Biological Reference Interval
-------------------------	--------	------	-------	-------------------------------

**HAEMATOLOGY**

**Blood Grouping and Typing (ABO and Rh) - Tube agglutination**

**Tube agglutination(Forward & Reverse Grouping)**

ABO GROUP : O  
Rh Type : Positive.

**Interpretation:**

1. If Rh is Du positive it is best considered as D negative as recipient and D positive as donor. However repeat evaluation is recommended for confirmation. Proper Cross matching is recommended before transfusion.
2. In case of forward and reverse grouping discrepancy, clinical correlation and repeat sample analysis is recommended.
3. For Infants below 6 months only forward grouping is performed.
4. A sub-grouping is recommended after the age of 6 months.

**Erythrocyte Sedimentation Rate (ESR)**

Erythrocyte Sedimentation Rate (Modified Westergren's) : 10 mm/h 0 - 10

**Complete blood count with Automated differential counts**

**(Coulter Principle/Calculated and Microscopy)**

Hemoglobin	15.1		g/dL	13.0 - 17.0
RBC Count	4.6		10 <sup>6</sup> /μL	4.5 - 5.5
Hematocrit	44.4		%	40 - 50
MCV(Mean Corpuscular Volume)	96.4		fL	83 - 101
MCH(Mean Corpuscular Hemoglobin)	32.9	H	pg	27 - 32
MCHC(Mean Corpuscular Hemoglobin Concentration)	34.1		g/dL	31.5 - 34.5
RDW	14.5	H	%	11.6 - 14
Total Leukocyte Count	7.7		10 <sup>9</sup> /μl	4.0 - 11.0

**Differential Counts % (VCSN)**

Neutrophils	65.0	%	40-80%
Lymphocytes	30.0	%	20-40%
Monocytes	4.0	%	2-10%





**LABORATORY REPORT**

**PATIENT INFORMATION**  
MR MOHAMAD RAZAK S.O SH ABDUL JWAHAR .  
AGE : 32Y 6M 1D  
GENDER : Male  
PRIORITY : Routine

**REFERRED BY**  
DR. VIKAR HUSSAIN QAZI  
LAB MR# : APTK00030871  
HMIS MR# : AP-3-130053  
Ward / Room/ Bed No.  
-----

**SPECIMEN INFORMATION**  
SAMPLE TYPE : Fluoride Plasma -Random  
LAB ORDER NO : VPTK24012897  
COLLECTED ON : 22/Apr/2024 10:56  
RECEIVED ON : 22/Apr/2024 11:01  
REPORT STATUS : Final Report  
APPROVED ON : 22/Apr/2024 11:38



Test Name (Methodology)	Result	Flag	Units	Biological Reference Interval
Eosinophils	1.0		%	1-6%
Basophils	0.0		%	0-1%
<b>Differential Counts, Absolute</b>				
Absolute Neutrophil Count	5.01		10 <sup>3</sup> /μl	2.0-7.0
Absolute Lymphocyte Count	2.31		10 <sup>3</sup> /μl	1.0-3.0
Absolute Monocyte Count	0.31		10 <sup>3</sup> /μl	0.2 - 1.0
Absolute Eosinophil Count (AEC)	0.08		10 <sup>3</sup> /μl	0.02-0.5
Absolute Basophil Count	0.00		10 <sup>3</sup> /μl	0.02 - 0.1
Platelet Count	240		10 <sup>3</sup> /μl	150 - 410
MPV	11.5		fL	7.5 - 11.5

**CLINICAL PATHOLOGY**

**Urine Examination - Routine & Microscopy (CUE)**

**PHYSICAL EXAMINATION:**

Volume : 25.00 mL  
Colour : Amber  
Appearance : Clear

**CHEMICAL EXAMINATION:**

pH : 6.00 (4.8 - 7.4)  
Specific Gravity : 1.020 (1.010 - 1.022)  
Protein : Negative  
Glucose : Negative  
Ketones : Absent  
Urobilinogen : Normal  
Nitrite : Negative  
Bilirubin : Negative  
Blood : Not Detected

**Microscopic Examination**

Pus Cells : 1-2 /HPF (0 - 10)  
Epithelial Cells : 0-1 /HPF (< 20)

**LABORATORY REPORT**

**PATIENT INFORMATION**

MR MOHAMAD RAZAK S.O SH ABDUL JWAHAR .

AGE : 32Y 6M 1D  
GENDER : Male  
PRIORITY : Routine



**REFERRED BY**

DR. VIKAR HUSSAIN QAZI

LAB MR# : APTK00030871  
HMIS MR# : AP-3-130053  
Ward / Room/ Bed No. : -----

**SPECIMEN INFORMATION**

SAMPLE TYPE : Fluoride Plasma -Random  
LAB ORDER NO : VPTK24012897  
COLLECTED ON : 22/Apr/2024 10:56  
RECEIVED ON : 22/Apr/2024 11:01  
REPORT STATUS : Final Report  
APPROVED ON : 22/Apr/2024 11:38



Test Name (Methodology)	Result	Flag	Units	Biological Reference Interval
RBCs	Nil		/HPF	0 - 5
Casts	Absent		/LPF	Absent
Crystals	Absent		/HPF	Absent

**BIOCHEMISTRY**

**Cholesterol Total - Serum**

Cholesterol Total - Serum (Enzymatic colorimetric)

216.0

H

mg/dL

<200 No risk 200-239 Moderate risk >240 High risk

**Alanine aminotransferase - (ALT / SGPT)**

Alanine aminotransferase - (ALT / SGPT) (Kinetic IFCC)

51

H

U/L

<41

**Blood Urea Nitrogen, BUN - Serum**

Blood Urea Nitrogen (BUN) (Calculation)

6.78

L

mg/dL

8.8-20.5

**Creatinine**

(Modified Jaffe Kinetic)

1.00

mg/dL

< 1.20

**Glucose-Random**

Glucose-Random (Hexokinase)

96.90

mg/dL

Normal : 70-140  
Pre-diabetic : 141-199  
Diabetic : >=200

--- End Of Report ---

Result/s to Follow : STOOL - ROUTINE

Dr. Nidhi Puri  
Consultant Pathologist

**Disclaimer:**

- All results released pertain to the specimen as received by the lab for testing and under the assumption that the patient indicated or identified on the bill/test requisition form is the owner of the specimen.
- Clinical details and consent forms, especially in Genetic testing, histopathology, as well as wherever applicable, are mandatory to be accompanied with the test requisition form. The non-availability of such information may lead to delay in reporting as well as misinterpretation of test results. The lab will not be responsible for any such delays or misinterpretations thereof.





**LABORATORY REPORT**

**PATIENT INFORMATION**

MR MOHAMAD RAZAK S.O SH ABDUL JWAHAR .

AGE : 32Y 6M 1D

GENDER : Male

PRIORITY : Routine



**REFERRED BY**

DR. VIKAR HUSSAIN QAZI

LAB MR# : APTK00030871

HMIS MR# : AP-3-130053

Ward / Room/ Bed No.  
-----

**SPECIMEN INFORMATION**

SAMPLE TYPE : Fluoride Plasma -Random

LAB ORDER NO : VPTK24012897

COLLECTED ON : 22/Apr/2024 10:56

RECEIVED ON : 22/Apr/2024 11:01

REPORT STATUS : Final Report

APPROVED ON : 22/Apr/2024 11:38



Test Name (Methodology)	Result	Flag	Units	Biological Reference Interval
-------------------------	--------	------	-------	-------------------------------

3. Test results are dependent on the quality of the sample received by the lab. In case the samples are preprocessed elsewhere (e.g., paraffin blocks), results may be compromised.
4. Tests are performed as per the schedule given in the test listing and in any unforeseen circumstances, report delivery may be affected.
5. Test results may show inter-laboratory as well as intra-laboratory variations as per the acceptable norms.
6. Genetic reports as well as reports of other tests should be correlated with clinical details and other available test reports by a qualified medical practitioner. Genetic counselling is advised in genetic test reports by a qualified genetic counsellor, medical practitioner or both.
7. Samples will be discarded post processing after a specified period as per the laboratory's retention policy. Kindly get in touch with the lab for more information.
8. If accidental damage, loss, or destruction of the specimen is not attributable to any direct or negligent act or omission on the part of Ampath Labs or its employees, Ampath shall in no event be liable. Ampath lab's liability for a lack of services, or other mistakes and omissions, shall be restricted to the amount of the patient's payment for the pertinent laboratory services.





# AMANDEEP HOSPITAL PATHANKOT

A UNIT OF AMANDEEP HEALTHCARE PVT. LTD.

DALHOUSIE ROAD, MAMOON, PATHANKOT (PUNJAB) +91-97810-50999, 0186-2349082, 83-84



AHPTK/ADMIN/DEO/22042024/28

DATED:-22/04/2024

## TO WHOM IT MAY CONCERN

AP-3-130053

It is Certified that **Mr. Mohamad razak S/O Mr. Abdul Jwahar, 32 Years/Male**, RO:- Ghandran (36), Kangra, Himachal Pradesh, India - 176401 has underwent the medical tests attached and is medically fit to join.

Dr. Vikar Hussain Oazi  
(M.D. Internal Medicine)



### HEAD OFFICE:- AMANDEEP HOSPITAL, G.T. ROAD, AMRITSAR

Ph.: (+91-183) 5051515, 98760-02746, FAX (+91-183-2223188)

**AMANDEEP HOSPITAL, PATHANKOT**

(+91-97810-50999, 0186-2349082, 83-84)

**AMANDEEP-KAMAL HOSPITAL, TARN TARAN**

(01852-224943, 223060)

**AMANDEEP MULTI-SPECIALITY OPD CLINIC, JAMMU**

(+91-96229-65050, 0191-2484551)

**AMANDEEP MULTI-SPECIALITY OPD CLINIC, FEROZEPUR**

(+91-95010-76146, 01632-249-249)

### OUR SPECIALITIES

Cardiology (Latest Cath Lab)

Orthopaedics & Joint Replacement

Sports Injury

Obs. & Gynecology

Gastroenterology & Hepatology

Nephrology(dialysis)

Radiology

Blood bank

Neuro & Spine Surgery

Internal Medicine

Plastic & Cosmetic Surgery

General & Laparoscopic Surgery

Pulmonary Medicine (Chest & TB)

Trauma & Critical Care

Pain clinic management

Physiotherapy

