



**Patient Name:** Ms. RHITABRITA CHAKRABORTY  
**UHID/MR No.:** FSIN.0000013214  
**Visit Date:** 31.08.2021  
**Sample collected on:** 31.08.2021  
**Ref Doctor:** SELF

**Age/Gender:** 29 Years / Female  
**OP Visit No.:** FSIN/OP/16225  
**Reported on:** 01.09.2021  
**Specimen:** BLOOD

**APOLLO CLINIC @ OM TOWER**  
 Opp. of Rabindra Bharati University

**DEPARTMENT OF SPECIAL BIOCHEMISTRY**  
**REPORT PREPARED ON PATHOLOGY**

Test Name	Value	Unit	Normal Range
Glycosylated Haemoglobin (HbA1c), HPLC	4.8	%	Excellent Control: <4 Good Control: 4-6 Fair Control : >6-7 Action Suggested: >7-8 Poor Control : >8
<i>Methodology: HPLC</i>			
<i>Instrument Used: Bio-Rad D-10</i>			
Estimated Average Glucose (EAG)	117	mg/dL	Excellent Control: 90-120 Good Control: 120-150 Fair Control: > 150-180 Action Suggested: 181-210 Panic Value: >211

**Comment**

- For patients with Hb variant diseases there may be lowering of HbA1c due to low HBA synthesis.
- EAG is value calculated from HbA1c & indicates average glucose level over past three months.

**Factors that interfere with HbA1c Measurement:** Genetic variants (e.g. Hbs trait, HbC trait), elevated fetal hemoglobin (HbF) and chemically modified derivatives of hemoglobin (e.g. carbamylated Hb in patients with renal failure) can affect the accuracy of HbA1c measurements. The effects vary depending on the specific Hb variant or derivative and the specific HbA1c method.

**Factors that affect interpretation of HbA1c Results:** Any condition that shortens erythrocyte survival or decreases mean erythrocyte age (e.g. recovery from acute blood loss, hemolytic anemia) will falsely lower HbA1c test results regardless of the assay method used.

\*\*\*\*\* End Of Report \*\*\*\*\*

*BK*

Lab Technician / Technologist  
 Susmita\_Saha

**DR. BIPARNAK HALDAR**  
 MBBS, MD (PATHOLOGY)  
 CONSULTANT PATHOLOGIST

Patient Name: Ms. RHITABRITA CHAKRABORTY  
UHID/MR No.: FSIN.0000013214  
Visit Date: 31.08.2021  
Sample collected on: 31.08.2021  
Ref Doctor: SELF

Age/Gender: 29 Years / Female  
OP Visit No.: FSINOPV16225  
Reported on: 01.09.2021  
Specimen: BLOOD

**APOLLO CLINIC @ OM TOWER**  
Opp. of Rabindra Bharati University

DEPARTMENT OF LABORATORY MEDICINE

<u>TEST NAME</u>	<u>RESULT</u>	<u>BIOLOGICAL REFERENCE INTERVALS</u>	<u>UNIT</u>
TSH:THYROID STIMULATING HORMONE-SERUM TSH:THYROID STIMULATING HORMONE-SERUM Method : CLIA	3.08	0.35-5.50	uIU/ml
TOTAL T3: TRI IODOTHYRONINE – SERUM TOTAL T3: TRI IODOTHYRONINE – SERUM Method : CLIA	0.92	0.87 – 1.78	ug/dl
TOTAL T4: THYROXINE – SERUM TOTAL T4: THYROXINE – SERUM Method : CLIA	9.05	8.09 – 14.03	ug/dl

End of the report

Results are to be correlated clinically

*BK*

Lab Technician / Technologist  
Susmita\_Saha

DR. BIPARNAK HALDAR  
MBBS, MD (PATHOLOGY)  
CONSULTANT PATHOLOGIST

Patient Name: Ms. RHITABRITA CHAKRABORTY  
UHID/MR No.: FSIN.0000013214  
Visit Date: 31.08.2021  
Sample collected on: 31.08.2021  
Ref Doctor: SELF

Age/Gender: 29 Years / Female  
OP Visit No.: FSINOPV16725  
Reported on: 01.09.2021  
Specimen: BLOOD

**APOLLO CLINIC @ OM TOWER**  
Opp. of Rabindra Bharati University

DEPARTMENT OF LABORATORY MEDICINE

TEST NAME	RESULT	BIOLOGICAL REFERENCE INTERVALS	UNITS
BLOOD UREA NITROGEN (BUN) BLOOD UREA NITROGEN (BUN) Method: Calculated	09.7	8 - 20	mg/ dl
CREATININE Methodology: Jaffe Reaction Instrument Used: FULLY AUTOMATED ANALYZER EM-200	0.7	Male : 0.7-1.4 Female : 0.6-1.2 Newborn : 0.3-1.0 Infant : 0.2-0.4 Child : 0.3-0.7 Adolescent : 0.5-1.0	mg/dl
URIC ACID URIC ACID Method: Uricase	3.1	Female: 2.6 -6.0 Male : 3.4 - 7.0	mg/dl

End of the report


Results are to be correlated clinically

*BK*

Lab Technician / Technologist  
Susmita\_Saha

DR. BIPARNAK HALDAR  
MBBS, MD (PATHOLOGY)  
CONSULTANT PATHOLOGIST

**APOLLO CLINIC @ OM TOWER**  
Opp. of Rabindra Bharati University  
**Licensee : Satyam Credit Pvt. Ltd.**  
36C, B.T. Road, Kolkata - 700 002  
E-mail : [sinthimor@theapolloclinic.com](mailto:sinthimor@theapolloclinic.com)  
[satyamcreditpvtltd@gmail.com](mailto:satyamcreditpvtltd@gmail.com)

 033 2556 3333

 033 2556 5555

 +91 98521 66666

 +91 74392 97827



Patient Name: Ms. RHITABRITA CHAKRABORTY  
 UHID/MR No.: FSIN.0000013214  
 Visit Date: 31.08.2021  
 Sample collected on: 31.08.2021  
 Ref Doctor: SELF



Age/Gender: 29 Years / Female  
 OP Visit No.: FSINOPV16225  
 Reported on: 01.09.2021  
 Specimen: BLOOD  
**APOLLO CLINIC @ OM TOWER**  
 Opp. of Rabindra Bharati University

DEPARTMENT OF LABORATORY MEDICINE

TEST NAME	RESULT	BIOLOGICAL REFERENCE INTERVALS	UNITS
LIVER FUNCTION TEST (PACKAGE)			
BILIRUBIN-TOTAL Method: Daizo	0.6	1.1 Adult	mg/dl
BILIRUBIN-DIRECT Method: Daizo with DPD	0.2	Adult & Children: <0.25	mg/dl
BILIRUBIN-INDIRECT Method: calculated	0.4	0.1-1.0	mg/dl
TOTAL-PROTIEN Method: Photometric UV test	6.9	Adult: 6.6-8.8	gms/dl
ALBUMIN Method: BCG	4.7	3.5-5.2	gms/dl
SGOT/AST Method: IFCC WITHOUT P5P	25	up to 38	U/L
SGPT/ALT Method: IFCC WITHOUT P5P	31	up to 38	U/L
ALKA-PHOS Method: PNPP-AMP BUFFER	93	Child: 104-380 Adult: 20-116	U/L
GLOBULIN Method: Calculated	2.2	1.8 - 3	gms/dl
A:G Ratio	2:1:3		
GGT [Gamma Glutamyl Transferase]	26	7-32	U/L

End of the report

*BL*

Lab Technician / Technologist  
 Susmita\_Saha

DR. BIPARNAK HALDAR  
 MBBS, MD (PATHOLOGY)  
 CONSULTANT PATHOLOGIST

**APOLLO CLINIC @ OM TOWER**  
 Opp. of Rabindra Bharati University  
 Licensee : **Satyam Credit Pvt. Ltd.**  
 36C, B. T. Road, Kolkata - 700 002  
 E-mail : [sinthimor@theapolloclinic.com](mailto:sinthimor@theapolloclinic.com)  
[satyamcreditpvtltd@gmail.com](mailto:satyamcreditpvtltd@gmail.com)



033 2556 3333



033 2556 5555



+91 98521 66666



+91 74392 97827

Patient Name: Ms. RHITABRITA CHAKRABORTY  
UHID/MR No.: FSIN.0000013214  
Visit Date: 31.08.2021  
Sample collected on: 31.08.2021  
Ref Doctor: SELF

Age/Gender: 29 Years / Female  
OP Visit No.: FSINOPV16225  
Reported on: 01.09.2021  
Specimen: BLOOD  
Opp. of Rabindra Bharati University

DEPARTMENT OF LABORATORY MEDICINE

TEST NAME	RESULT	BIOLOGICAL REFERENCE INTERVALS	UNITS
<b>LIPID PROFILE TEST (PACKAGE)</b>			
Triglyceride Method: GPO-POD	75	<200	mg/dl
Cholesterol Method: CHOD - PAP	145	Desirable blood cholesterol :< 220 Borderline High: 170.0-199.0 High: > 199.0 mg/dl	mg/dl mg/dl
HDL Method: PVS and PEGME coupled	74	50 - 80 mg/dl	mg/dl
LDL Method: Selective Detergent	49	<130.0 mg/dl	mg/dl
VLDL	22	20-35 mg/dl	mg/dl
CHOL : HDL RATIO	1.9	3.0 - 5.0	
LDL : HDL RATIO	0.67	2.6 - 3.6	

End of the report

Results are to be correlated clinically

*BK*

Lab Technician / Technologist  
Madhumita\_Biswas

DR. BIPARNAK HALDAR  
MBBS, MD (PATHOLOGY)  
CONSULTANT PATHOLOGIST

Patient Name: Ms. RHITABRITA CHAKRABORTY  
UHID/MR No.: FSIN.0000013214  
Visit Date: 31.08.2021  
Sample collected on: 31.08.2021  
Ref Doctor: SELF

Age/Gender: 29 Years / Female  
OP Visit No.: FSINOPV16225  
Reported on: 01.09.2021  
Specimen: urine  
Opp. of Rabindra Bharati University

**URINE ROUTINE EXAMINATION**

URINE FOR ROUTINE EXAMINATION

Test Name	Result	Unit	Method
<b>Specimen: Urine</b>			
<u>PHYSICAL EXAMINATION</u>			
QUANTITY	30	ml	Container Measurement
COLOUR	Pale Yellow		Naked Eye Observation
APPEARANCE	Clear		Naked Eye Observation
REACTION	Acidic		Multiple Reagent Strip
SPECIFIC GRAVITY	1010		Multiple Reagent Strip
<u>CHEMICAL EXAMINATION</u>			
BLOOD	Nil		Multiple Reagent Strip
ALBUMIN	Present(+)		Multiple Reagent Strip / Heat & Acetic Acid
BILE PIGMENT	Nil		Fuchet's Test
BILE SALT	Nil		Hey's Sulphur Test
KETONE BODIES	Nil		Multiple Reagent Strip / Rothera Test
SUGAR	Nil		Multiple Reagent Strip / Benedict
<u>MICROSCOPIC EXAMINATION</u>			
PUS CELL	0-2	/HPF	Light Microscopy
RBC	Not found	/HPF	Light Microscopy
EPITHELIAL CELL	1-3	/HPF	Light Microscopy
MICRO ORGANISM	Present(+)		
Others	Not found		

Note : Any Abnormal Chemical Analysis Rechecked By Respective Manual Method  
End of Report

*BK*

Lab Technician / Technologist  
Madhumita\_Biswas

Dr. BIPARNAK HALDER  
MBBS, MD (PATHOLOGY)  
CONSULTANT PATHOLOGIST

**APOLLO CLINIC @ OM TOWER**  
Opp. of Rabindra Bharati University  
Licensee : Satyam Credit Pvt. Ltd.  
36C, B.T. Road, Kolkata - 700 002  
E-mail : [sinthimor@theapolloclinic.com](mailto:sinthimor@theapolloclinic.com)  
[satyamcreditpvtltd@gmail.com](mailto:satyamcreditpvtltd@gmail.com)

	<b>033 2556 3333</b>		<b>033 2556 5555</b>
	<b>+91 98521 66666</b>		<b>+91 74392 97827</b>

<b>Report Number</b> : IR/283912	<b>Web Slip No</b> : SAS/INV/99/187590-08/2021
<b>Lab Slip No.</b> : SASGO/INV/188174-08/2021	<b>Report Date</b> : 31/08/2021 6:45:00PM
<b>Patient Name</b> : RHITABRITA CHAKRABORTY	<b>Collection Date</b> : 31/08/2021 3:02:00PM
<b>Age / Sex</b> : 29 Year /Female	<b>Phlebotomist</b> :
<b>Referred By</b> : SELF	<b>Collected From</b> : SINTHI-APOLLO

**REPORT PREPARED ON PATHOLOGY**  
**DEPARTMENT OF HAEMATOLOGY**

Test Name	Value	Unit	Normal Range
Haemoglobin	12.6	gm%	Child : 11.0 - 15.5gm% (M) : 13.0-17.0gm% (F) : 11.0-15.0gm% Up to 15 days : 16 -24gm%
<i>Instrument Used :</i>			
Haematocrit (PCV)	37.3	%	33 - 47
Mean Corpuscular Volume (MCV)	94.4	fl	76 - 101
Mean Corpuscular Hemoglobin (MCH)	32.0	pg	27.0 - 32.0
Mean Corpuscular Hemoglobin Concentration (MCHC)	33.8	%	31.5 - 34.5
Platelet Count	2.11	lacs/cmm	1.5 - 4.5
<b>Total Count (TC)</b>			
Total Leucocytes	4800	/cmm	4000 - 11000
Total Erythrocytes	3.95	mill/cmm	3.7 - 5
<b>Differential Count (DC)</b>			
Neutrophil	62	%	40 - 75
Lymphocyte	34	%	20 - 45
Monocyte	02	%	02-10
Eosinophil	02	%	01 - 06
Basophil	00	%	00 - 01
ESR (Erythrocyte Sedimentation Rate) <i>Methodology: Westergren method</i>	24	mm	0 - 20
RBC Morphology	NORMOCHROMIC.NORMOCYTIC		

**INSTRUMENT USED:**

HORIBA (YUMIZEN H500)

\*Please Correlate with Clinical Conditions.

\*\*\*\*\* End Of Report \*\*\*\*\*

Report Prepared By  
SUVENDU KARMAKAR

DR. GOUTAM SAHA  
MD (Path)  
Consultant Pathologist

**APOLLO CLINIC @ OM TOWER**  
**Opp. of Rabindra Bharati University**  
**Licensee : Satyam Credit Pvt. Ltd.**  
36C, B.T. Road, Kolkata - 700 002  
E-mail : [sinthimor@theapolloclinic.com](mailto:sinthimor@theapolloclinic.com)  
[satyamcreditpvtltd@gmail.com](mailto:satyamcreditpvtltd@gmail.com)



033 2556 3333



033 2556 5555



+91 98521 66666



+91 74392 97827

Report Number	: IR/283884	Web Slip No	: SAS/INV/99/187590-08/2021
Lab Slip No.	: SASGO/INV/188174-08/2021	Report Date	: 31/08/2021 6:27:00PM
Patient Name	: RHITABRITA CHAKRABORTY	Collection Date	: 31/08/2021 3:02:00PM
Age / Sex	: 29 Year /Female	Phlebotomist	:
Referred By	: SELF	Collected From	: SINTHI-APOLLO

### REPORT PREPARED ON PATHOLOGY

#### DEPARTMENT OF SEROLOGY

Test Name	Value	Unit	Normal Range
BLOOD GROUPING	"A"		
Rh Factor	Positive		

\*\*\*\*\* End Of Report \*\*\*\*\*


Report Prepared By,


PRINAMODAL

**APOLLO CLINIC @ OM TOWER**  
**Opp. of Rabindra Bharati University**  
**Licensee : Satyam Credit Pvt. Ltd.**

36C, B. T. Road, Kolkata - 700 002

E-mail : [sinthimor@theapolloclinic.com](mailto:sinthimor@theapolloclinic.com)  
[satyamcreditpvtltd@gmail.com](mailto:satyamcreditpvtltd@gmail.com)

  
DR. GOUTAM SAHA  
MD (Path)  
Consultant Pathologist

 033 2556 3333

 033 2556 5555

 +91 98521 66666

 +91 74392 97827



<b>Report Number</b> : IR/284024	<b>Web Slip No</b> : SAS/INV/99/187590-08/2021
<b>Lab Slip No.</b> : SASGO/INV/188174-08/2021	<b>Report Date</b> : 31/08/2021 8:00:00PM
<b>Patient Name</b> : RHITABRITA CHAKRABORTY	<b>Collection Date</b> : 31/08/2021 3:02:00PM
<b>Age / Sex</b> : 29 Year /Female	<b>Phlebotomist</b> :
<b>Referred By</b> : SELF	<b>Collected From</b> : SINTHI-APOLLO

**REPORT PREPARED ON PATHOLGY**  
**DEPARTMENT OF BIOCHEMISTRY**

Test Name	Value	Unit	Normal Range
GLUCOSE FASTING <i>Methodology: GOD POD</i> <i>Instrument Used: AGAPPE (Mispa Clinia Plus)</i>	89	mg/dl	70 - 110

\*Please Correlate with Clinical Conditons.


**NOTE:** Regarding blood sugar levels, if a patient is diabetic and if He/she is on oral medication for diabetes, the sugar levels can be fasting blood sugar level more than the post prandial blood sugar. This happens because most of the anti-diabetic medications are taken either with or before breakfast. If the patient is not a diabetic, as soon as He/she takes the breakfast, it will act as a stimulant to produce insulin in the body and that will bring down the post prandial blood sugar level (PP). Normal diet can be 2 or 3 doses, chapatis or rotis, in which the blood glucose level will be lower than 75 grams of direct glucose. This direct glucose might also increase the sugar level to 260. Another scenario for increase in sugar after empty stomach will be because of the hormone called glucagon, which will induce glycogenolysis and neoglucogenesis in the body when the sugar levels are very low. In this mechanism, the stored glycogen or lipids will be converted into glucose, thus increasing the blood sugar level.

\*\*\*\*\* End Of Report \*\*\*\*\*

Report Prepared By.


**APOLLO CLINIC @ OM TOWER**  
**Opp. of Rabindra Bharati University**  
**Licensee : Satyam Credit Pvt. Ltd.**  
36C, B. T. Road, Kolkata - 700 002  
E-mail : [sinthimor@theapolloclinic.com](mailto:sinthimor@theapolloclinic.com)  
[satyamcreditpvtltd@gmail.com](mailto:satyamcreditpvtltd@gmail.com)

DR. GOUTAM SAHA  
MD (Path)  
Consultant Pathologist

 **033 2556 3333**

 **033 2556 5555**

 **+91 98521 66666**

 **+91 74392 97827**

Patient Name: Ms. RHITABRITA CHAKRABORTY  
UHID/MR No.: FSIN.0000013214  
Visit Date: 31.08.2021  
Sample collected on: 31.08.2021  
Ref Doctor: SELF

Age/Gender: 29 Years / Female  
OP Visit No.: FSINOPV16225  
Reported on: 01.09.2021  
Specimen: BLOOD

**APOLLO CLINIC @ OM TOWER**  
Opp. of Rabindra Bharati University

DEPARTMENT OF LABORATORY MEDICINE

<u>TEST NAME</u>	<u>RESULT</u>	<u>BIOLOGICAL REFERENCE</u>	<u>UNITS</u>
GLUCOSE- (POST PRANDIAL) GLUCOSE- (POST PRANDIAL) Method: (GOD-POD)	107.1	70.0- 140.0	mg/dL

End of the report

*Results are to be correlated clinically*

*BK*

Lab Technician / Technologist  
Madhumita\_Biswas

DR. BIPARNAK HALDAR  
MBBS, MD (PATHOLOGY)  
CONSULTANT PATHOLOGIST