




# PARKLINE DIAGNOSTICS PVT. LTD.

L.G. 3, 4 & 5, Bhuvana Towers, S.D. Road, Secunderabad - 500 003 Tel : 040-42038139, 27845852  
7995421787, 7093445852 Email : parklinediagnostics@gmail.com www.parklinediagnostics.com



## TEST REPORT

Name	: MR.JILLELLA MALLESK [185938]	TID/SID	: UMR0974210/ 24286303
Age / Gender	: 31 Years / Male	Registered on	: 10-Dec-2022 / 09:55 AM
Ref.By	: -	Collected on	: 10-Dec-2022 / 09:58 AM
Req.No	:  BIL2624876	Reported on	: 10-Dec-2022 / 14:09 PM
		Reference	: Medi Wheel

### DEPARTMENT OF CLINICAL PATHOLOGY

### Complete Urine Examination (CUE), Urine

Investigation	Observed Value	Units	Biological Reference Interval
Colour Method:Photo detectors(instrument)	Yellow		Light Yellow
Appearance Method:Photo diode array sensor	Clear		Clear
Specific gravity Method:Ion concentration/colour indicator	1.025		1.003-1.030
Reaction and pH Method:Double Indicator	5.0		5.0-8.0
Protein Method:Protein Error of pH indicators	Negative		Negative
Glucose Method:Double sequential enzymatic/GOD-PAP	Negative		Negative
Urobilinogen Method:Reagent strip/Reflectance photometry	Negative		0.2-1.0 mg%
Ketones Method:Strip method/Nitroprusside method	Negative		Negative
Blood Method:Peroxidase	Negative		Negative
Bile Salt Method:Hays Method	Negative		Negative
Bile Pigment Method:Fouchets Method	Negative		Negative
<b>Microscopic Examination</b>			
Pus cells (leukocytes) Method:Microscopy Of Sediment	Occasional	/hpf	0-5 /hpf
RBC (erythrocytes) Method:Microscopy Of Sediment	Nil	/hpf	0-2 /hpf
Epithelial cells Method:Microscopy Of Sediment	Nil	/hpf	0-8 /hpf
Crystals Method:Microscopy Of Sediment	Nil	/lpf	Nil /lpf

Lab Timings (Weekdays) : 7.00 am to 8.30 pm  
Sundays & Holidays : 7.00 am to 1.00 pm

Radiologists Timings (Weekdays) : 7.30 am to 1.30 pm  
& 5.45 pm to 7.45 pm  
Sundays & Holidays : 7.30 am to 9.30 am




# PARKLINE DIAGNOSTICS PVT. LTD.

L.G. 3, 4 & 5, Bhuvana Towers, S.D. Road, Secunderabad - 500 003 Tel : 040-42038139, 27845852  
7995421787, 7093445852 Email : parklinediagnostics@gmail.com www.parklinediagnostics.com



NABL Accredited  
Certificate No.:MC-2566

## TEST REPORT

Name : **MR.JILLELLA MALLESH [185938]** TID/SID : UMR0974210/ 24286303  
Age / Gender : 31 Years / Male Registered on : 10-Dec-2022 / 09:55 AM  
Ref.By : - Collected on : 10-Dec-2022 / 09:58 AM  
Req.No  Reported on : 10-Dec-2022 / 14:09 PM  
BIL2624876 Reference : Medi Wheel

### DEPARTMENT OF CLINICAL PATHOLOGY

### Complete Urine Examination (CUE), Urine

Investigation	Observed Value	Units	Biological Reference Interval
Casts	Nil	/lpf	Nil
Method:Microscopy Of Sediment			/lpf
Others	Nil		Nil
Method:Microscopy Of Sediment			

\* Sample processed at Parkline

--- End Of Report ---

**Dr.Jyothi Kiranmai**  
Regd. No: 52272  
MD PATHOLOGY




# PARKLINE DIAGNOSTICS PVT. LTD.

L.G. 3, 4 & 5, Bhuvana Towers, S.D. Road, Secunderabad - 500 003 Tel : 040-42038139, 27845852  
7995421787, 7093445852 Email : parklinediagnostics@gmail.com www.parklinediagnostics.com



## TEST REPORT

Name : **MR.JILLELLA MALLESH [185938]** TID/SID : UMR0974210/ 24286301  
Age / Gender : 31 Years / Male Registered on : 10-Dec-2022 / 09:55 AM  
Ref.By : - Collected on : 10-Dec-2022 / 09:58 AM  
Req.No  Reported on : 10-Dec-2022 / 13:18 PM  
BIL2624876 Reference : Medi Wheel

### DEPARTMENT OF HEMATOLOGY

#### Blood Grouping ABO And Rh Typing, EDTA Whole Blood

Parameter	Results
Blood Grouping (ABO)	B
Rh Typing (D)	POSITIVE -
Method:Agglutination	

\* Sample processed at Parkline

--- End Of Report ---

**Dr.Jyothi Kiranmai**  
Regd. No: 52272  
MD PATHOLOGY






# PARKLINE DIAGNOSTICS PVT. LTD.

L.G. 3, 4 & 5, Bhuvana Towers, S.D. Road, Secunderabad - 500 003 Tel : 040-42038139, 27845852  
7995421787, 7093445852 Email : parklinediagnostics@gmail.com www.parklinediagnostics.com



## TEST REPORT

Name : **MR.JILLELLA MALLESH [185938]** TID/SID : UMR0974210/ 24286301  
 Age / Gender : 31 Years / Male Registered on : 10-Dec-2022 / 09:55 AM  
 Ref.By : - Collected on : 10-Dec-2022 / 09:58 AM  
 Req.No  Reported on : 10-Dec-2022 / 13:18 PM  
 BIL2624876 Reference : Medi Wheel

### DEPARTMENT OF HEMATOLOGY

### Complete Blood Picture (CBP), EDTA Whole Blood

Investigation	Observed Value	Units	Biological Reference Interval
Hemoglobin Method:Spectrophotometry	16.5	g/dL	13.0-17.0 g/dL
Erythrocyte Count(RBC) Method:Electrical Impedence	5.8	mill /cu.mm	4.5-5.5 mill /cu.mm
PCV/HCT Method:Numeric Integration	48	%	40-50 %
MCV Method:Calculated	83	fL	83-101 fL
MCH Method:Calculated	28.4	pg	27-32 pg
MCHC Method:Calculated	34.1	gm/dL	31.5-34.5 gm/dL
RDW (CV) Method:Calculated	13.9	%	11.6-14.0 %
Total WBC Count Method:Impedence flowcytometry/Light scattering	8.8	cells/cumm	4-10 cells/cumm
<b>Differential Count</b>			
Neutrophils Method:Flowcytometry/Microscopy	66	%	40-80 %
Lymphocytes Method:Flowcytometry/Microscopy	28	%	20-40 %
Monocytes Method:Flowcytometry/Microscopy	4	%	2-10 %
Eosinophils Method:Flowcytometry/Microscopy	2	%	1-6 %
Basophils Method:Flowcytometry/Microscopy	0	%	0-2 %
Absolute Neutrophil Count	5.81	10 <sup>3</sup> /μL	2.0-7.0 10 <sup>3</sup> /μL
Absolute Lymphocyte Count	2.46	10 <sup>3</sup> /μL	1.0-3.0 10 <sup>3</sup> /μL

Lab Timings (Weekdays) : 7.00 am to 8.30 pm  
Sundays & Holidays : 7.00 am to 1.00 pm

Radiologists Timings (Weekdays) : 7.30 am to 1.30 pm  
& 5.45 pm to 7.45 pm  
Sundays & Holidays : 7.30 am to 9.30 am



# PARKLINE DIAGNOSTICS PVT. LTD.

L.G. 3, 4 & 5, Bhuvana Towers, S.D. Road, Secunderabad - 500 003 Tel : 040-42038139, 27845852  
7995421787, 7093445852 Email : parklinediagnostics@gmail.com www.parklinediagnostics.com



## TEST REPORT

Name : **MR.JILLELLA MALLESH [185938]** TID/SID : UMR0974210/ 24286301  
Age / Gender : 31 Years / Male Registered on : 10-Dec-2022 / 09:55 AM  
Ref.By : - Collected on : 10-Dec-2022 / 09:58 AM  
Req.No  Reported on : 10-Dec-2022 / 13:18 PM  
Reference : Medi Wheel  
BIL2624876

### DEPARTMENT OF HEMATOLOGY

### Complete Blood Picture (CBP), EDTA Whole Blood

Investigation	Observed Value	Units	Biological Reference Interval
Absolute Monocyte Count	0.35	10 <sup>3</sup> /μL	0.20-1.0 10 <sup>3</sup> /μL
Absolute Eosinophil Count	0.18	10 <sup>3</sup> /μL	0.02-0.5 10 <sup>3</sup> /μL
Absolute Basophil Count	0	10 <sup>3</sup> /μL	0.02-0.1 10 <sup>3</sup> /μL
Platelet Count	300	10 <sup>3</sup> /μL	150-410 10 <sup>3</sup> /μL
Method:Electrical Impedence			

#### Peripheral Smear

RBC Normocytic and Normochromic  
Method:Microscopy  
WBC Within normal limits.No abnormal cells seen.  
Method:Microscopy  
Platelets Discrete and adequate.Normal in morphology  
Method:Microscopy

\* Sample processed at Parkline

--- End Of Report ---

**Dr.Jyothi Kiranmai**  
Regd. No: 52272  
MD PATHOLOGY




# PARKLINE DIAGNOSTICS PVT. LTD.

L.G. 3, 4 & 5, Bhuvana Towers, S.D. Road, Secunderabad - 500 003 Tel : 040-42038139, 27845852  
7995421787, 7093445852 Email : parklinediagnostics@gmail.com www.parklinediagnostics.com



## TEST REPORT

Name : **MR.JILLELLA MALLESK [185938]** TID/SID : UMR0974210/ 24286301  
Age / Gender : 31 Years / Male Registered on : 10-Dec-2022 / 09:55 AM  
Ref.By : - Collected on : 10-Dec-2022 / 09:58 AM  
Req.No  Reported on : 10-Dec-2022 / 13:18 PM  
BIL2624876 Reference : Medi Wheel

### DEPARTMENT OF HEMATOLOGY

#### Erythrocyte Sedimentation Rate (ESR), Sodium Citrate Whole Blood

Investigation	Observed Value	Units	Biological Reference Intervals
ESR 1st Hour	6	mm/hour	0-10 mm/hour
Method:Westergren			

\* Sample processed at Parkline

--- End Of Report ---

**Dr.Jyothi Kiranmai**  
Regd. No: 52272  
MD PATHOLOGY






# PARKLINE DIAGNOSTICS PVT. LTD.

L.G. 3, 4 & 5, Bhuvana Towers, S.D. Road, Secunderabad - 500 003 Tel : 040-42038139, 27845852  
7995421787, 7093445852 Email : parklinediagnostics@gmail.com www.parklinediagnostics.com

## TEST REPORT

Name	: MR.JILLELLA MALLESH [185938]	TID/SID	: UMR0974210/
Age / Gender	: 31 Years / Male	Registered on	: 10-Dec-2022 / 09:55 AM
Ref.By	: -	Collected on	: 10-Dec-2022 / 09:58 AM
Req.No	:  BIL2624876	Reported on	: 10-Dec-2022 / 10:55 AM
		Reference	: Medi Wheel

### DEPARTMENT OF CARDIOLOGY

### 2D Echo/Doppler Study

Mitral Valve	Normal
Aortic valve	Normal
Tricuspid valve	Normal
Pulmonary valve	Normal
Aorta	3.32 cm
Left Atrium	3.37 cm
Left Ventricle	LVDd: 5.26 cm IVSd : 0.94 cm EF: 62 % LVDs: 3.47 cm LVPwd: 1.09 cm FS: 33 %
RWMA	Nil
Right Atrium	Normal
Right Ventricle	Normal
Pulmonary Artery	Normal
IAS	Intact
IVS	Intact
Pericardium	Normal
Svc / Ivc	Normal
Intracardiac Masses	Nil
Doppler Study	Mitral flow: E: 0.95 m/sec A: 0.61 m/sec E/A ratio : 1.55 Aortic flow : 0.87 m/sec Pulmonary flow : 0.80 m/sec
Colour Doppler	No MR / AR / TR / PR
Conclusion	No RWMA. Normal valves/ Normal chambers. No MR/ AR/ TR / PR Good LV/ RV function. No PE/ clot/ vegetation.

\* Sample processed at Parkline


--- End Of Report ---



# PARKLINE DIAGNOSTICS PVT. LTD.

L.G. 3, 4 & 5, Bhuvana Towers, S.D. Road, Secunderabad - 500 003 Tel : 040-42038139, 27845852  
7995421787, 7093445852 Email : parklinediagnostics@gmail.com www.parklinediagnostics.com

## TEST REPORT

Name	: MR.JILLELLA MALLESH [185938]	TID/SID	: UMR0974210/
Age / Gender	: 31 Years / Male	Registered on	: 10-Dec-2022 / 09:55 AM
Ref.By	: -	Collected on	:
Req.No	 BIL2624876	Reported on	:
		Reference	: Medi Wheel








# PARKLINE DIAGNOSTICS PVT. LTD.

L.G. 3, 4 & 5, Bhuvana Towers, S.D. Road, Secunderabad - 500 003 Tel : 040-42038139, 27845852  
7995421787, 7093445852 Email : parklinediagnostics@gmail.com www.parklinediagnostics.com



## TEST REPORT

Name : **MR.JILLELLA MALLESH [185938]** TID/SID : UMR0974210/ 24286302  
Age / Gender : 31 Years / Male Registered on : 10-Dec-2022 / 09:55 AM  
Ref.By : - Collected on : 10-Dec-2022 / 09:58 AM  
Req.No :  Reported on : 10-Dec-2022 / 13:46 PM  
Reference : Medi Wheel  
BIL2624876

### DEPARTMENT OF CLINICAL CHEMISTRY I

#### Blood Urea Nitrogen (BUN), Serum

Investigation	Observed Value	Units	Biological Reference Interval
Blood Urea Nitrogen. Method:Calculated	11.4	mg/dL	7-23 mg/dL

#### Creatinine, Serum

Investigation	Observed Value	Units	Biological Reference Interval
Creatinine. Method:Alkaline Picrate	0.88	mg/dL	0.60-1.30 mg/dL

\* Sample processed at Parkline

--- End Of Report ---

**Dr.Jyothi Kiranmai**  
Regd. No: 52272  
MD PATHOLOGY




# PARKLINE DIAGNOSTICS PVT. LTD.

L.G. 3, 4 & 5, Bhuvana Towers, S.D. Road, Secunderabad - 500 003 Tel : 040-42038139, 27845852  
7995421787, 7093445852 Email : parklinediagnostics@gmail.com www.parklinediagnostics.com



## TEST REPORT

Name : **MR.JILLELLA MALLESH [185938]** TID/SID : UMR0974210/ 24286304F  
Age / Gender : 31 Years / Male Registered on : 10-Dec-2022 / 09:55 AM  
Ref.By : - Collected on : 10-Dec-2022 / 09:58 AM  
Req.No  Reported on : 10-Dec-2022 / 15:57 PM  
Reference : Medi Wheel  
BIL2624876

### DEPARTMENT OF CLINICAL CHEMISTRY I

#### Glucose Fasting (FBS), Sodium Fluoride Plasma

Investigation	Observed Value	Units	Biological Reference Interval
Glucose Fasting Method:GOD - PAP	88	mg/dL	Normal: <100 Impaired FG: 100-125 Diabetic : >/=126 mg/dL

\* Sample processed at Parkline

--- End Of Report ---

**Dr.Jyothi Kiranmai**  
Regd. No: 52272  
MD PATHOLOGY




# PARKLINE DIAGNOSTICS PVT. LTD.

L.G. 3, 4 & 5, Bhuvana Towers, S.D. Road, Secunderabad - 500 003 Tel : 040-42038139, 27845852  
7995421787, 7093445852 Email : parklinediagnostics@gmail.com www.parklinediagnostics.com



## TEST REPORT

Name : **MR.JILLELLA MALLESH [185938]** TID/SID : UMR0974210/ 24286304P  
Age / Gender : 31 Years / Male Registered on : 10-Dec-2022 / 09:55 AM  
Ref.By : - Collected on : 10-Dec-2022 / 09:58 AM  
Req.No  Reported on : 10-Dec-2022 / 15:57 PM  
BIL2624876 Reference : Medi Wheel

### DEPARTMENT OF CLINICAL CHEMISTRY I

#### Glucose Post Prandial (PPBS), Sodium Fluoride Plasma

Investigation	Observed Value	Units	Biological Reference Interval
Glucose Post Prandial Method:GOD - PAP	119	mg/dL	Normal : 90 - 140 Impaired Glucose Tolerance: 141-199 Diabetic : $\geq$ 200 mg/dL

\* Sample processed at Parkline

--- End Of Report ---


**Dr.Jyothi Kiranmai**  
Regd. No: 52272  
MD PATHOLOGY



# PARKLINE DIAGNOSTICS PVT. LTD.

L.G. 3, 4 & 5, Bhuvana Towers, S.D. Road, Secunderabad - 500 003 Tel : 040-42038139, 27845852  
7995421787, 7093445852 Email : parklinediagnostics@gmail.com www.parklinediagnostics.com

## TEST REPORT

Name : **MR.JILLELLA MALLESH [185938]** TID/SID : UMR0974210/ 24286301  
Age / Gender : 31 Years / Male Registered on : 10-Dec-2022 / 09:55 AM  
Ref.By : - Collected on : 10-Dec-2022 / 09:58 AM  
Req.No  Reported on : 10-Dec-2022 / 15:57 PM  
Reference : Medi Wheel  
BIL2624876

### DEPARTMENT OF CLINICAL CHEMISTRY I

### Glycosylated Hemoglobin (HbA1C), EDTA Whole Blood

Investigation	Observed Value	Units	Biological Reference Interval
Glycosylated Haemoglobin Method:High Performance Liquid Chromatography(HPLC)	5.3	%	< 5.7% : Normal 5.7% - 6.4% : Prediabetes > 6.4% Diabetes
Mean Plasma Glucose (MPG) Estimate Method:Derived from HBA1c	105	mg/dL	Excellent Control : 90 to 120 Good Control : 121 to 150 Average Control : 151 to 180 Panic Value : > 211 mg/dL

**Note:**Mean Plasma Glucose is calculated from HBA1c value and it indicates Average Blood Sugar level over the past three months.

#### INTERPRETATION :

- 1.Glycated hemoglobin (glycohemoglobin / HbA1c) is a form of hemoglobin (Hb) that is chemically linked to a sugar.
- 2.A1c is measured primarily to determine the three-month average blood sugar level and can be used as a diagnostic test for diabetes mellitus and as an assessment test for glycemic control in people with diabetes.
- 3.In diabetes, higher amounts of glycated hemoglobin, indicating poorer control of blood glucose levels, have been associated with cardiovascular disease, nephropathy, neuropathy, and retinopathy.
4. American diabetes Association (ADA) recommends an A1C goal for many non pregnant adults of < 7% (without significant hypoglycemia). On the basis of provider judgment and patient preference, achievement of lower A1C levels than the goal of 7% may be acceptable, and even beneficial, if it can be achieved safely without significant hypoglycemia or other adverse effects of treatment. Less stringent A1C goals (such as < 8%) may be appropriate for patients with severe hypoglycemia, extensive co morbid conditions etc, or where the harms of treatment are greater than the benefits.
5. Glycemic goals for some older adults might reasonably be relaxed as part of individualized care, but hyperglycemia leading to symptoms or risk of acute hyperglycemia complications should be avoided in all patients.

\* Sample processed at Parkline

--- End Of Report ---

**Dr.Jyothi Kiranmai**  
Regd. No: 52272  
MD PATHOLOGY




# PARKLINE DIAGNOSTICS PVT. LTD.

L.G. 3, 4 & 5, Bhuvana Towers, S.D. Road, Secunderabad - 500 003 Tel : 040-42038139, 27845852  
7995421787, 7093445852 Email : parklinediagnostics@gmail.com www.parklinediagnostics.com



NABL Accredited  
Certificate No.:MC-2566

## TEST REPORT

Name	: MR.JILLELLA MALLESH [185938]	TID/SID	: UMR0974210/ 24286302
Age / Gender	: 31 Years / Male	Registered on	: 10-Dec-2022 / 09:55 AM
Ref.By	: -	Collected on	: 10-Dec-2022 / 09:58 AM
Req.No	:  BIL2624876	Reported on	: 10-Dec-2022 / 13:46 PM
		Reference	: Medi Wheel

### DEPARTMENT OF CLINICAL CHEMISTRY I

#### Lipid Profile, Serum

Investigation	Observed Value	Units	Biological Reference Interval
Total Cholesterol Method:CHOD-PAP	<b>220</b>	mg/dL	Desirable Level: < 200 Borderline : 200 - 239 High : > 240 mg/dL
HDL Cholesterol Method:Enzymatic Reaction	32	mg/dL	<40:Major risk factor for heart disease 40-59:The higher,the better >=60:Considered protective against heart disease mg/dL
LDL Cholesterol Method:Calculated	<b>163</b>	mg/dL	< 100 mg/dL
VLDL Cholesterol Method:Calculated	25	mg/dL	10-55 mg/dL
Triglycerides Method:GPO-POD	126	mg/dL	Normal:<150 Borderline:150-199 High:200-499 Very High:>=500 mg/dL
Chol/HDL Ratio Method:Calculated	6.88		Normal : <4 Low risk : 4 - 6 High risk : >6
LDL Cholesterol/HDL Ratio	5.09		

\* Sample processed at Parkline

--- End Of Report ---

**Dr.Jyothi Kiranmai**  
Regd. No: 52272  
MD PATHOLOGY




# PARKLINE DIAGNOSTICS PVT. LTD.

L.G. 3, 4 & 5, Bhuvana Towers, S.D. Road, Secunderabad - 500 003 Tel : 040-42038139, 27845852  
7995421787, 7093445852 Email : parklinediagnostics@gmail.com www.parklinediagnostics.com



## TEST REPORT

Name : **MR.JILLELLA MALLES** [185938] TID/SID : UMR0974210/ 24286302  
Age / Gender : 31 Years / Male Registered on : 10-Dec-2022 / 09:55 AM  
Ref.By : - Collected on : 10-Dec-2022 / 09:58 AM  
Req.No  Reported on : 10-Dec-2022 / 13:46 PM  
Reference : Medi Wheel  
BIL2624876

### DEPARTMENT OF CLINICAL CHEMISTRY I

#### Liver Function Test (LFT), Serum

Investigation	Observed Value	Units	Biological Reference Interval
Total Bilirubin. Method:Diazo with sulphanilic acid	0.76	mg/dL	0.3-1.2 mg/dL
Direct Bilirubin. Method:Diazo with sulphanilic acid	0.21	mg/dL	0.00-0.40 mg/dL
Indirect Bilirubin. Method:Calculated	0.55	mg/dL	
Alanine Aminotransferase ,(ALT/SGPT) Method:IFCC without P5P	37	U/L	10-40 U/L
Aspartate Aminotransferase,(AST/SGOT) Method:IFCC without P5P	21	U/L	10-40 U/L
ALP (Alkaline Phosphatase). Method:AMP-IFCC	57	U/L	30-115 U/L
<b>PROTEINS</b>			
Total Protein. Method:Biuret	7.60	g/dL	6.0-8.0 g/dL
Albumin. Method:Bromocresol Green (BCG)	4.55	g/dL	3.5-4.8 g/dL
Globulin. Method:Calculated	3.05	g/dL	2.3-3.5 g/dL
A/GRatio. Method:Calculated	1.49		0.8-2.0
Gamma GT. Method:IFCC-Enzymatic	47	U/L	7.0-50.0 U/L

\* Sample processed at Parkline

--- End Of Report ---

**Dr.Jyothi Kiranmai**  
Regd. No: 52272  
MD PATHOLOGY




# PARKLINE DIAGNOSTICS PVT. LTD.

L.G. 3, 4 & 5, Bhuvana Towers, S.D. Road, Secunderabad - 500 003 Tel : 040-42038139, 27845852  
7995421787, 7093445852 Email : parklinediagnostics@gmail.com www.parklinediagnostics.com



## TEST REPORT

Name : **MR.JILLELLA MALLES [185938]** TID/SID : UMR0974210/ 24286302  
Age / Gender : 31 Years / Male Registered on : 10-Dec-2022 / 09:55 AM  
Ref.By : - Collected on : 10-Dec-2022 / 09:58 AM  
Req.No  Reported on : 10-Dec-2022 / 13:46 PM  
Reference : Medi Wheel  
BIL2624876

### DEPARTMENT OF CLINICAL CHEMISTRY I

#### Prostate Specific Antigen (PSA) Total, Serum

Investigation	Observed Value	Biological Reference Interval
Prostate Specific Antigen (PSA) Total Method:Enhanced chemiluminescence	0.642 ng/mL	0-3.9 ng/mL

#### Interpretation:

- 1.Prostate specific antigen (PSA) is a glycoprotein that is expressed by both normal and neoplastic prostate tissue
- 2.Elevated serum PSA concentrations are found in men with prostate cancer, benign prostatic hyperplasia (BPH) or inflammatory conditions of other adjacent genitourinary tissues. PSA can also be elevated after digital rectal examination,prostatic massage,cystoscopy,needle biopsy etc
- 3.Measurement of serum PSA by itself is not recommended as a screening procedure for the diagnosis of cancer because elevated PSA levels are also observed in patients with benign prostatic hyperplasia.
4. When employed for the management of prostate cancer patients, serial measurement of PSA is useful in detecting residual tumor and recurrent cancer after radical prostatectomy.
- 5.PSA has been demonstrated to be an accurate marker for monitoring advanced clinical stage in untreated patients and for monitoring response to therapy by radical prostatectomy, radiation therapy and anti-androgen therapy.

\* Sample processed at Parkline

--- End Of Report ---

**Dr.Jyothi Kiranmai**  
Regd. No: 52272  
MD PATHOLOGY




# PARKLINE DIAGNOSTICS PVT. LTD.

L.G. 3, 4 & 5, Bhuvana Towers, S.D. Road, Secunderabad - 500 003 Tel : 040-42038139, 27845852  
7995421787, 7093445852 Email : parklinediagnostics@gmail.com www.parklinediagnostics.com



## TEST REPORT

Name : **MR.JILLELLA MALLES** [185938] TID/SID : UMR0974210/ 24286302  
Age / Gender : 31 Years / Male Registered on : 10-Dec-2022 / 09:55 AM  
Ref.By : - Collected on : 10-Dec-2022 / 09:58 AM  
Req.No  Reported on : 10-Dec-2022 / 13:46 PM  
Reference : Medi Wheel  
BIL2624876

### DEPARTMENT OF CLINICAL CHEMISTRY I

#### Thyroid Profile (T3,T4,TSH), Serum

Investigation	Observed Value	Units	Biological Reference Interval
Triiodothyronine Total (T3) Method:Enhanced chemiluminescence	1.28	ng/mL	0.970-1.69 ng/mL
Thyroxine Total (T4) Method:Enhanced chemiluminescence	6.60	µg/dL	5.53-11.0 µg/dL
Thyroid Stimulating Hormone (TSH) Method:Enhanced chemiluminescence	2.33	µIU/mL	0.465-4.68 µIU/mL

Note: Change in method and reference range  
NOTE:

TSH - Reference ranges during pregnancy:\*

1st Trimester : 0.10 - 2.50

2nd Trimester : 0.20 - 3.00

3rd Trimester : 0.30 - 3.00

\*As per the Guidelines of American Thyroid Association for the diagnosis and management of thyroid disease during pregnancy and post partum.

1.Primary Hyperthyroidism is accompanied by elevated T3 & T4 values along with depressed TSH level.

2.Primary Hypothyroidism is accompanied by depressed T3 & T4 levels and elevated TSH levels.

3.Normal T4 levels accompanied by high T3 levels are seen in patients with T3 Thyrotoxicosis.

4.Slightly elevated T3 levels may be found in pregnancy and estrogen therapy, while depressed levels may be encountered in severe illness, malnutrition, renal failure and during therapy with drugs like propranolol and propylthiouracil.

5.Although elevated TSH levels are nearly always indicative of primary hypothyroidism, rarely they can result from TSH secreting pituitary tumors(secondary).

\* Sample processed at Parkline

--- End Of Report ---

**Dr.Jyothi Kiranmai**  
Regd. No: 52272  
MD PATHOLOGY






# PARKLINE DIAGNOSTICS PVT. LTD.

L.G. 3, 4 & 5, Bhuvana Towers, S.D. Road, Secunderabad - 500 003 Tel : 040-42038139, 27845852  
7995421787, 7093445852 Email : parklinediagnostics@gmail.com www.parklinediagnostics.com



NABL Accredited  
Certificate No.:MC-2566

## TEST REPORT

Name	: MR.JILLELLA MALLESH [185938]	TID/SID	: UMR0974210/ 24286302
Age / Gender	: 31 Years / Male	Registered on	: 10-Dec-2022 / 09:55 AM
Ref.By	: -	Collected on	: 10-Dec-2022 / 09:58 AM
Req.No	:  BIL2624876	Reported on	: 10-Dec-2022 / 13:46 PM
		Reference	: Medi Wheel

### DEPARTMENT OF CLINICAL CHEMISTRY I

#### Uric Acid, Serum

Investigation	Observed Value	Units	Biological Reference Interval
Uric Acid.	5.82	mg/dL	2.5-8.0 mg/dL
Method:Uricase			

\* Sample processed at Parkline

--- End Of Report ---

**Dr.Jyothi Kiranmai**  
Regd. No: 52272  
MD PATHOLOGY






# PARKLINE DIAGNOSTICS PVT. LTD.

L.G. 3, 4 & 5, Bhuvana Towers, S.D. Road, Secunderabad - 500 003 Tel : 040-42038139, 27845852  
7995421787, 7093445852 Email : parklinediagnostics@gmail.com www.parklinediagnostics.com

## TEST REPORT

Name : **MR.JILLELLA MALLES** [185938] TID/SID : UMR0974210/ 24288007  
Age / Gender : 31 Years / Male Registered on : 10-Dec-2022 / 09:55 AM  
Ref.By : - Collected on : 10-Dec-2022 / 09:58 AM  
Req.No  Reported on : 10-Dec-2022 / 16:03 PM  
Reference : Medi Wheel  
BIL2624876

### DEPARTMENT OF HEALTH CHECKUP

#### Glucose Urine Fasting

Urine Glucose Fasting Nil NIL  
Method:Reagent strip/Reflectance photometry

#### Glucose Urine Post Prandial

Urine Glucose Post Prandial Nil NIL  
Method:Reagent strip/Reflectance photometry

\* Sample processed at Parkline

--- End Of Report ---

**Dr.Jyothi Kiranmai**  
Regd. No: 52272  
MD PATHOLOGY



# PARKLINE DIAGNOSTICS PVT. LTD.

L.G. 3, 4 & 5, Bhuvana Towers, S.D. Road, Secunderabad - 500 003.


Tel : +91 40-2784 5852, 6649 1787, 7995421787, 7093445852, Fax : +91 40 2784 7864

Email parklinediagnostics@gmail.com www.parklinediagnostics.com




NABL Accredited  
Certificate No.MC-2566

## MEDICAL EXAMINATION REPORT

Name	Mr. Jillella Mallesh		Date :	10/12/22
Company	c/o. Mediwhed		Reg. No. :	2624876
Contact No.	8106224165		Sex	<input checked="" type="checkbox"/> M
			Age :	<input type="checkbox"/> 31
Type	Pre-Emp		Emp. No.:	185938
	Overseas		Height	171 cms
	Annual	<input checked="" type="checkbox"/>	Weight	89 kgs
Remarks	<p>Baseline cholesterolemia ⊕.</p> <p>Advice follow up.</p> <p>Rest all clinical and lab parameters WNL.</p>			
Fitness Status	Medically Fit / Unfit		 DR. PRIYANKA SANNIDHI MBBS Physician's Signature Regn. No : 11351	

2 624876

# COMPREHENSIVE MEDICAL EXAMINATION REPORT



NAME Mr. Jillela Hitesh (M) allah

AGE 31 yrs

MARITAL STATUS married CHILDREN : M  F  (2 sons)

IDENTIFICATION (IF ANY) mole over left forearm

## PAST HISTORY

Any family H/o : High Blood Pressure, Heart Disease, Tuberculosis, Diabetes, Asthma, Cancer

Any personal H/o Major illness like : Typhoid.....No.....Jaundice.....No.....Etc.

Any H/o STD.....No.....Skin infection.....No

H/o Blood Transfusion.....No.....Recent Vaccination.....Cou. shield (two doses)

H/o Epilepsy.....No.....Giddiness.....No

H/o Surgery.....No.....Fracture in the past.....No

### Any Personal H/O.

High Blood Pressure, Heart Disease Tuberculosis, Diabetes, Asthma, Cancer

Drug Abuse, Drug Allergy, Micturition, Bowels, Alcohol, Smoking, Sleep, MC, Wt. Loss/Wt. Gain

(Normal) (monthly twice) (A & P) hrs

Present illness / Medication

## GENERAL EXAMINATION

Conjunctiva : } Normal  
Skin : }  
Ears : }  
Nose : } Normal  
Throat & Oral Cavity : }

Bone, Joints : } Normal  
Nutritional Status : }  
Lymph Nodes : }  
Edema Feet : } NAD  
Varicose Veins : }

**Distant Vision : Near Vision :**

Right Eye: 6/36 - 3.0 sph - 1.0 cyl 180° 6/6

With glasses / Without glasses

left Eye: 6/36 - 3.0 sph - 1.0 cyl 180° 6/6

with glasses / without glasses

Colour Vision : normal

**Right Ear**

Hearing :

Rinne's Test ;

Weber Test :

Discharge :

Right Eye: Ng

With glasses / Without glasses

left Eye : Ng

with glasses / without glasses

**DR. KATTA**  
M.B.B.S., D.O., F.R.F.  
Reg. Ophthalmologist (AMC)  
**Ophthalmologist's Signature**

**Left Ear**

**SYSTEMIC EXAMINATION**

Pulse : 84/min

B.P. : 120/80 mm Hg

Lungs : A. Shape of Chest Bilaterally symmetrical  
B. Breath Sounds clear  
C. Adventitious Sounds No

Heart : A. Sounds  
B. Murmurs

**Nervous System**

Abdomen : A. Liver } NAO  
B. Spleen }  
C. Piles No  
D. Any Lump No


A. Higher Function : } NAO  
B. Cranial Nerves : }  
C. Sensory System : }  
D. Motor System : }  
E. Jerks : }

General : A. Hernia } NAO  
B. Hydrocele }  
C. Varicocele }

## CANDIDATE'S DECLARATION

I hereby solemnly declare that I am not suffering from Asthma, Hypertension, Diabetes, Occult Psychological disorders or any other ailment which can be suppressed without my voluntary declaration.

Date : 10-12-2022

  
\_\_\_\_\_  
Signature

Place : Secunderabad

Note : General Physical Examination and Investigation included in the health check-up Have certain limitations and may not be able to detect all latent and asymptomatic diseases. Any new symptoms developing after the health check-up or persisting thereafter should be brought to the attention of the treating physician.



# PARKLINE DIAGNOSTICS PVT. LTD.

L.G. 3, 4 & 5, Bhuvana Towers, S.D. Road, Secunderabad - 500 003 Tel : 040-42038139, 27845852  
7995421787, 7093445852 Email : parklinediagnostics@gmail.com www.parklinediagnostics.com



NABL Accredited  
Certificate No. M-0862

## ENT CONSULTATION

S.No. 2624876

Emp.No. 185938

Date 10/12/22

Name Mr. Jillella Mallesh

Age 31 Yrs

Sex M/F

EARS :	Right	Left
EAC	: patent, no Cerumen.	- do -
TM	: Intact, pearly white, Cone of light (+)	- do -
TFT	: Rinne's +ve Weber's - Central	Rinne's +ve
NOSE	: Septum (+). Bil. Turbinates (+). polyps (-). no tenderness	
THROAT	: Oropharynx (+). Bil. vocal cords (+). Aryepiglottic fold	
NECK	: (+)	
IMPRESSION	: ENT clinically NAD.	

*D. Hari Krishna Reddy*  
Consultant ENT

Dr. D. Hari Krishna Reddy  
MS (ENT)  
Head & Neck Surgeon  
Reg. No: 88379

779968 6970

Name : Mallesha Jillella ..... Sex : M ..... Age : 31 .....

Chief Complaint :- Checkup

Date 10/12/2021

OPD No : 1066 .....

O/E.

DC  
 Wrt

7


RCT + crown 7

D-CWrt

7

Filling 7

→ oral prophylaxis

  
 MULTI SPECIALITY DENTAL CLINIC  
Smile Confidentially... Not Confidentially...  
 B.D.S. IMPLANTOLOGIST (USA)  
 1-3-1, Rajamudaliar Street, Kalasiguda,  
 Secunderabad, Cell : 877910590

--	--	--	--	--	--

--	--	--	--	--	--





# PARKLINE DIAGNOSTICS PVT. LTD.

L.G. 3, 4 & 5, Bhuvana Towers, Sarojini Devi Road, Secunderabad - 500 003 Tel : 040 - 4203 8139, 2784 5852  
7995421787, 7093445852 Email : parklinediagnostics@gmail.com www.parklinediagnostics.com

## TEST REPORT

Name : MR.JILLELLA MALLESH [185938] TID/SID : UMR0974210/  
Age / Gender : 31 Years / Male Registered on : 10-Dec-2022 / 09:55 AM  
Ref.By : - Collected on : 10-Dec-2022 / 09:58 AM  
Req.No : [Barcode] Reported on : 10-Dec-2022 / 10:55 AM  
BIL2624876 Reference : Medi Wheel

### DEPARTMENT OF CARDIOLOGY


### 2D Echo/Doppler Study

Mitral Valve	Normal
Aortic valve	Normal
Tricuspid valve	Normal
Pulmonary valve	Normal
Aorta	3.32 cm
Left Atrium	3.37 cm
Left Ventricle	LVDd: 5.26 cm IVSd : 0.94 cm EF: 62 % LVDs: 3.47 cm LVPwd: 1.09 cm FS: 33 %
RWMA	Nil
Right Atrium	Normal
Right Ventricle	Normal
Pulmonary Artery	Normal
IAS	Intact
IVS	Intact
Pericardium	Normal
Svc / Ivc	Normal
Intracardiac Masses	Nil
Doppler Study	Mitral flow: E: 0.95 m/sec A: 0.61 m/sec E/A ratio : 1.55 Aortic flow : 0.87 m/sec Pulmonary flow : 0.80 m/sec
Colour Doppler	No MR / AR / TR / PR
Conclusion	No RWMA. Normal valves/ Normal chambers. No MR/ AR/ TR / PR Good LV/ RV function. No PE/ clot/ vegetation.

\* Sample processed at Parkline

--- End Of Report ---

Page 1 of 2

  
**Dr. SAMEER G. VANKAR**  
MD., D.M.

Consultant Interventional Cardiologist

Biologists Timings (AR) (No) 8245 cm to 1 20 cm



# PARKLINE DIAGNOSTICS PVT. LTD.

L.G. 3, 4 & 5, Bhuvana Towers, Sarojini Devi Road, Secunderabad - 500 003 Tel : 040 - 4203 8139, 2784 5852  
7995421787, 7093445852 Email : parklinediagnostics@gmail.com www.parklinediagnostics.com

## TEST REPORT

Name	: Mr . JILLELLA MALLESH [185938]	TID	: UMR0974210
Age / Gender	: 31 Years / Male	Registered on	: 10-Dec-2022 09:55 AM
Ref.By	:	Reported On	: 10-Dec-2022 12:24 PM
Req. No	: BIL2624876	Reference	: Medi Wheel

### DEPARTMENT OF ULTRASOUND Ultrasound Whole Abdomen

**LIVER** : Normal in size and increased echotexture. No focal lesions.

No IHBD /CBD dilatation. Portal vein is normal in size.

**SPLEEN** : Normal in size and echotexture. No focal lesion seen.

**GALL BLADDER** : Well distended. No sludge / gall stones / sol.  
Gall bladder -Wall thickness is normal.  
No pericholecystic oedema.

**PANCREAS** : Normal in size and echotexture.No calcification / sol.  
Pancreatic duct is normal. No peripancreatic fluid collection.

**RIGHT KIDNEY** : 10.89 x 4.96 cms.  
Normal in size and echotexture.  
Cortical thickness is normal.  
No evidence of calculi / sol.  
Pelvi calyceal system is normal.

**LEFT KIDNEY** : 10.94 x 4.83 cms.  
Normal in size and echotexture.  
Cortical thickness is normal.  
No evidence of calculi / sol.  
Pelvi calyceal system is normal.

**URINARY BLADDER** : Well distended. Normal ii contour.  
Wall thickness is normal. No calculus / sol.

**PROSTATE** : Normal in size and echotexture.  
No calcification / sol.  
No pre or para aortic adenopathy / ascites noted.

**IMPRESSION** : Grade I fatty liver.

**Clinical correlation**

  
**Dr. PRAJAKTA SUKHADEVE**  
DNB RADIOLOGY  
Reg. No. 68493



# PARKLINE DIAGNOSTICS PVT. LTD.

L.G. 3, 4 & 5, Bhuvana Towers, Sarojini Devi Road, Secunderabad - 500 003 Tel : 040 - 4203 8139, 2784 5852  
7995421787, 7093445852 Email : parklinediagnostics@gmail.com www.parklinediagnostics.com

## TEST REPORT

Name : Mr . JILLELLA MALLESH [185938]

Age / Gender : 31 Years / Male

Ref.By :

Req. No : BIL2624876

TID : UMR0974210

Registered on : 10-Dec-2022 09:55 AM

Reported On : 10-Dec-2022 11:32 AM

Reference : Medi Wheel

### X-RAY CHEST PA VIEW

Lung fields are clear.

Cardia is normal.

Hila are normal.

C P angles are free.

Bony cage is normal.

Soft tissues are normal.

**IMPRESSION : NORMAL CHEST X-RAY**



**Dr. PRAJAKTA SUKHADEVE**  
**DNB RADIOLOGY**  
**Reg. No. 68493**


ID: 2624876 10-12-2022 10:15:08 AM  
MR. JILLELLA MALLESH  
Male 31 Years

CARDIART

HR : 75 bpm  
P : 104 ms  
PR : 148 ms  
QRS : 99 ms  
QT/QTc : 355/397 ms  
P/QRS/T : 17/-11/7 °  
RV5/SV1 : 1.726/0.478 mV

Diagnosis Information:  
Sinus Rhythm  
Slight ST Elevation(V4)

MR WNL

  
Dr. SAMIR G. VANKAR  
MD., D.M.  
Consultant Interventional Cardiologist  
Reg. No. 8245

Report Confirmed by: