



Use a QR Code Scanner
Application To Scan the Code

CID : 2221825874
Name : MRS. POONAM KAMBLE
Age / Gender : 28 Years / Female
Consulting Dr. : -
Reg. Location : Swargate, Pune (Main Centre)

Collected : 06-Aug-2022 / 10:26
Reported : 06-Aug-2022 / 12:44

AERFOCAMI HEALTHCARE BELOW 40 MALE/FEMALE

CBC (Complete Blood Count), Blood

<u>PARAMETER</u>	<u>RESULTS</u>	<u>BIOLOGICAL REF RANGE</u>	<u>METHOD</u>
<u>RBC PARAMETERS</u>			
Haemoglobin	12.5	12.0-15.0 g/dL	Spectrophotometric
RBC	4.51	3.8-4.8 mil/cmm	Elect. Impedance
PCV	38.6	36-46 %	Calculated
MCV	86	80-100 fl	Calculated
MCH	27.8	27-32 pg	Calculated
MCHC	32.5	31.5-34.5 g/dL	Calculated
RDW	14.6	11.6-14.0 %	Calculated
<u>WBC PARAMETERS</u>			
WBC Total Count	6500	4000-10000 /cmm	Elect. Impedance
<u>WBC DIFFERENTIAL AND ABSOLUTE COUNTS</u>			
Lymphocytes	37.4	20-40 %	
Absolute Lymphocytes	2431.0	1000-3000 /cmm	Calculated
Monocytes	3.9	2-10 %	
Absolute Monocytes	253.5	200-1000 /cmm	Calculated
Neutrophils	55.0	40-80 %	
Absolute Neutrophils	3575.0	2000-7000 /cmm	Calculated
Eosinophils	3.3	1-6 %	
Absolute Eosinophils	214.5	20-500 /cmm	Calculated
Basophils	0.4	0.1-2 %	
Absolute Basophils	26.0	20-100 /cmm	Calculated
Immature Leukocytes	-		

WBC Differential Count by Absorbance & Impedance method/Microscopy.

PLATELET PARAMETERS

Platelet Count	371000	150000-400000 /cmm	Elect. Impedance
MPV	8.6	6-11 fl	Calculated
PDW	14.5	11-18 %	Calculated

RBC MORPHOLOGY

Hypochromia	-
Microcytosis	-



Use a QR Code Scanner
Application To Scan the Code

CID : 2221825874
Name : MRS. POONAM KAMBLE
Age / Gender : 28 Years / Female
Consulting Dr. : -
Reg. Location : Swargate, Pune (Main Centre)

Collected : 06-Aug-2022 / 10:26
Reported : 06-Aug-2022 / 13:30

Macrocytosis -
Anisocytosis Mild
Poikilocytosis -
Polychromasia -
Target Cells -
Basophilic Stippling -
Normoblasts -
Others -
WBC MORPHOLOGY -
PLATELET MORPHOLOGY -
COMMENT -

Specimen: EDTA Whole Blood

ESR, EDTA WB 24 2-20 mm at 1 hr. Westergren

*Sample processed at SUBURBAN DIAGNOSTICS (INDIA) PVT. LTD Pune Lab, Pune Swargate
*** End Of Report ***



MC-2463



Shruti Ramteke

Dr. SHRUTI RAMTEKE
M.B.B.S, DCP (PATH)
Pathologist

ADDRESS: 2nd Floor, Aston, Sundervan Complex, Above Mercedes Showroom, Andheri West - 400053

Page 2 of 10

HEALTHLINE - MUMBAI: 022-6170-0000 | **OTHER CITIES:** 1800-266-4343

For Feedback - customerservice@suburbandiagnosics.com | **www.suburbandiagnosics.com**



Use a QR Code Scanner
Application To Scan the Code

CID : 2221825874
Name : MRS. POONAM KAMBLE
Age / Gender : 28 Years / Female
Consulting Dr. : -
Reg. Location : Swargate, Pune (Main Centre)

Collected : 06-Aug-2022 / 10:26
Reported : 06-Aug-2022 / 14:00

AERFOCAMI HEALTHCARE BELOW 40 MALE/FEMALE

<u>PARAMETER</u>	<u>RESULTS</u>	<u>BIOLOGICAL REF RANGE</u>	<u>METHOD</u>
GLUCOSE (SUGAR) FASTING, Fluoride Plasma	93.5	Non-Diabetic: < 100 mg/dl Impaired Fasting Glucose: 100-125 mg/dl Diabetic: >/= 126 mg/dl	Hexokinase
GLUCOSE (SUGAR) PP, Fluoride Plasma PP/R	109.7	Non-Diabetic: < 140 mg/dl Impaired Glucose Tolerance: 140-199 mg/dl Diabetic: >/= 200 mg/dl	Hexokinase
BILIRUBIN (TOTAL), Serum	0.81	0.1-1.2 mg/dl	Colorimetric
BILIRUBIN (DIRECT), Serum	0.21	0-0.3 mg/dl	Diazo
BILIRUBIN (INDIRECT), Serum	0.60	0.1-1.0 mg/dl	Calculated
TOTAL PROTEINS, Serum	7.5	6.4-8.3 g/dL	Biuret
ALBUMIN, Serum	4.5	3.5-5.2 g/dL	BCG
GLOBULIN, Serum	3	2.3-3.5 g/dL	Calculated
A/G RATIO, Serum	1.5	1 - 2	Calculated
SGOT (AST), Serum	16.3	5-32 U/L	NADH (w/o P-5-P)
SGPT (ALT), Serum	11.2	5-33 U/L	NADH (w/o P-5-P)
GAMMA GT, Serum	15.7	3-40 U/L	Enzymatic
ALKALINE PHOSPHATASE, Serum	110.7	35-105 U/L	Colorimetric
BLOOD UREA, Serum	15.9	12.8-42.8 mg/dl	Kinetic
BUN, Serum	7.4	6-20 mg/dl	Calculated
CREATININE, Serum	0.67	0.51-0.95 mg/dl	Enzymatic
eGFR, Serum	111	>60 ml/min/1.73sqm	Calculated
URIC ACID, Serum	4.0	2.4-5.7 mg/dl	Enzymatic



Use a QR Code Scanner
Application To Scan the Code

CID : 2221825874
Name : MRS.POONAM KAMBLE
Age / Gender : 28 Years / Female
Consulting Dr. : -
Reg. Location : Swargate, Pune (Main Centre)

Collected : 06-Aug-2022 / 13:22
Reported : 06-Aug-2022 / 17:44


Urine Sugar (PP)	Absent	Absent
Urine Ketones (PP)	Absent	Absent

*Sample processed at SUBURBAN DIAGNOSTICS (INDIA) PVT. LTD Pune Lab, Pune Swargate
*** End Of Report ***



MC-2463




Dr.SHAMLA KULKARNI
M.D.(PATH)
Pathologist

ADDRESS: 2nd Floor, Aston, Sundervan Complex, Above Mercedes Showroom, Andheri West - 400053

Page 4 of 10

HEALTHLINE - MUMBAI: 022-6170-0000 | **OTHER CITIES:** 1800-266-4343

For Feedback - customerservice@suburbandiagnosics.com | www.suburbandiagnosics.com



Use a QR Code Scanner
Application To Scan the Code

CID : 2221825874
Name : MRS. POONAM KAMBLE
Age / Gender : 28 Years / Female
Consulting Dr. : -
Reg. Location : Swargate, Pune (Main Centre)

Collected : 06-Aug-2022 / 10:26
Reported : 06-Aug-2022 / 14:14

AERFOCAMI HEALTHCARE BELOW 40 MALE/FEMALE
GLYCOSYLATED HEMOGLOBIN (HbA1c)

PARAMETER	RESULTS	BIOLOGICAL REF RANGE	METHOD
Glycosylated Hemoglobin (HbA1c), EDTA WB - CC	5.8	Non-Diabetic Level: < 5.7 % Prediabetic Level: 5.7-6.4 % Diabetic Level: >= 6.5 %	HPLC
Estimated Average Glucose (eAG), EDTA WB - CC	119.8	mg/dl	Calculated

Intended use:

- In patients who are meeting treatment goals, HbA1c test should be performed at least 2 times a year
- In patients whose therapy has changed or who are not meeting glycemic goals, it should be performed quarterly
- For microvascular disease prevention, the HbA1c goal for non pregnant adults in general is Less than 7%.

Clinical Significance:

- HbA1c, Glycosylated hemoglobin or glycated hemoglobin, is hemoglobin with glucose molecule attached to it.
- The HbA1c test evaluates the average amount of glucose in the blood over the last 2 to 3 months by measuring the percentage of glycosylated hemoglobin in the blood.

Test Interpretation:

- The HbA1c test evaluates the average amount of glucose in the blood over the last 2 to 3 months by measuring the percentage of Glycosylated hemoglobin in the blood.
- HbA1c test may be used to screen for and diagnose diabetes or risk of developing diabetes.
- To monitor compliance and long term blood glucose level control in patients with diabetes.
- Index of diabetic control, predicting development and progression of diabetic micro vascular complications.

Factors affecting HbA1c results:

Increased in: High fetal hemoglobin, Chronic renal failure, Iron deficiency anemia, Splenectomy, Increased serum triglycerides, Alcohol ingestion, Lead/opiate poisoning and Salicylate treatment.

Decreased in: Shortened RBC lifespan (Hemolytic anemia, blood loss), following transfusions, pregnancy, ingestion of large amount of Vitamin E or Vitamin C and Hemoglobinopathies

Reflex tests: Blood glucose levels, CGM (Continuous Glucose monitoring)

References: ADA recommendations, AACC, Wallach's interpretation of diagnostic tests 10th edition.

*Sample processed at SUBURBAN DIAGNOSTICS (INDIA) PVT. LTD Pune Lab, Pune Swargate
*** End Of Report ***



MC-2463

Shruti Ramteke

Dr. SHRUTI RAMTEKE
M.B.B.S, DCP (PATH)
Pathologist

ADDRESS: 2nd Floor, Aston, Sundervan Complex, Above Mercedes Showroom, Andheri West - 400053

Page 5 of 10

HEALTHLINE - MUMBAI: 022-6170-0000 | OTHER CITIES: 1800-266-4343

For Feedback - customerservice@suburbandiagnosics.com | www.suburbandiagnosics.com



CID : 2221825874
Name : MRS. POONAM KAMBLE
Age / Gender : 28 Years / Female
Consulting Dr. : -
Reg. Location : Swargate, Pune (Main Centre)

Collected : 06-Aug-2022 / 10:26
Reported : 06-Aug-2022 / 16:42

Use a QR Code Scanner
Application To Scan the Code

AERFOCAMI HEALTHCARE BELOW 40 MALE/FEMALE
URINE EXAMINATION REPORT

<u>PARAMETER</u>	<u>RESULTS</u>	<u>BIOLOGICAL REF RANGE</u>	<u>METHOD</u>
<u>PHYSICAL EXAMINATION</u>			
Color	Pale yellow	Pale Yellow	-
Reaction (pH)	Acidic (5.0)	4.5 - 8.0	Chemical Indicator
Specific Gravity	1.005	1.001-1.030	Chemical Indicator
Transparency	Clear	Clear	-
Volume (ml)	30	-	-
<u>CHEMICAL EXAMINATION</u>			
Proteins	Absent	Absent	pH Indicator
Glucose	Absent	Absent	GOD-POD
Ketones	Absent	Absent	Legals Test
Blood	Absent	Absent	Peroxidase
Bilirubin	Absent	Absent	Diazonium Salt
Urobilinogen	Normal	Normal	Diazonium Salt
Nitrite	Absent	Absent	Griess Test
<u>MICROSCOPIC EXAMINATION</u>			
Leukocytes(Pus cells)/hpf	2-3	0-5/hpf	
Red Blood Cells / hpf	Absent	0-2/hpf	
Epithelial Cells / hpf	4-5		
Casts	Absent	Absent	
Crystals	Absent	Absent	
Amorphous debris	Absent	Absent	
Bacteria / hpf	6-8	Less than 20/hpf	

*Sample processed at SUBURBAN DIAGNOSTICS (INDIA) PVT. LTD Pune Lab, Pune Swargate
*** End Of Report ***



MC-2463

Gourav

Dr. GOURAV AGRAWAL
DCP, DNB (Path)
Pathologist

ADDRESS: 2nd Floor, Aston, Sundervan Complex, Above Mercedes Showroom, Andheri West - 400053

Page 6 of 10

HEALTHLINE - MUMBAI: 022-6170-0000 | OTHER CITIES: 1800-266-4343

For Feedback - customerservice@suburbandiagnosics.com | www.suburbandiagnosics.com



Use a QR Code Scanner
Application To Scan the Code

CID : 2221825874
Name : MRS. POONAM KAMBLE
Age / Gender : 28 Years / Female
Consulting Dr. : -
Reg. Location : Swargate, Pune (Main Centre)

Collected : 06-Aug-2022 / 10:26
Reported : 06-Aug-2022 / 13:38

AERFOCAMI HEALTHCARE BELOW 40 MALE/FEMALE
BLOOD GROUPING & Rh TYPING

<u>PARAMETER</u>	<u>RESULTS</u>
ABO GROUP	O
Rh TYPING	Positive

NOTE: Test performed by Semi- automated column agglutination technology (CAT)

"This sample has been tested for Bombay group /Bombay phenotype /Oh using anti-H Lectin".

Specimen: EDTA Whole Blood and/or serum

Clinical significance:

ABO system is most important of all blood group in transfusion medicine

Limitations:

- ABO blood group of new born is performed only by cell (forward) grouping because allo antibodies in cord blood are of maternal origin.
- Since A & B antigens are not fully developed at birth, both Anti-A & Anti-B antibodies appear after the first 4 to 6 months of life. As a result, weaker reactions may occur with red cells of newborns than of adults.
- Confirmation of newborn's blood group is indicated when A & B antigen expression and the isoagglutinins are fully developed at 2 to 4 years of age & remains constant throughout life.
- Cord blood is contaminated with Wharton's jelly that causes red cell aggregation leading to false positive result
- The Hh blood group also known as Oh or Bombay blood group is rare blood group type. The term Bombay is used to refer the phenotype that lacks normal expression of ABH antigens because of inheritance of hh genotype.

References:

1. Denise M Harmening, Modern Blood Banking and Transfusion Practices- 6th Edition 2012. F.A. Davis company. Philadelphia
2. AABB technical manual

*Sample processed at SUBURBAN DIAGNOSTICS (INDIA) PVT. LTD Pune Lab, Pune Swargate

*** End Of Report ***



MC-2463



Gourav

Dr. GOURAV AGRAWAL
DCP, DNB (Path)
Pathologist

ADDRESS: 2nd Floor, Aston, Sundervan Complex, Above Mercedes Showroom, Andheri West - 400053

Page 7 of 10

HEALTHLINE - MUMBAI: 022-6170-0000 | OTHER CITIES: 1800-266-4343

For Feedback - customerservice@suburbandiagnosics.com | www.suburbandiagnosics.com



Use a QR Code Scanner
Application To Scan the Code

CID : 2221825874
Name : MRS.POONAM KAMBLE
Age / Gender : 28 Years / Female
Consulting Dr. : -
Reg. Location : Swargate, Pune (Main Centre)

Collected : 06-Aug-2022 / 10:26
Reported : 06-Aug-2022 / 14:06

AERFOCAMI HEALTHCARE BELOW 40 MALE/FEMALE
LIPID PROFILE

PARAMETER	RESULTS	BIOLOGICAL REF RANGE	METHOD
CHOLESTEROL, Serum	168.0	Desirable: <200 mg/dl Borderline High: 200-239mg/dl High: >/=240 mg/dl	CHOD-POD
TRIGLYCERIDES, Serum	74.4	Normal: <150 mg/dl Borderline-high: 150 - 199 mg/dl High: 200 - 499 mg/dl Very high:>/=500 mg/dl	GPO-POD
HDL CHOLESTEROL, Serum	37.5	Desirable: >60 mg/dl Borderline: 40 - 60 mg/dl Low (High risk): <40 mg/dl	Homogeneous enzymatic colorimetric assay
NON HDL CHOLESTEROL, Serum	130.5	Desirable: <130 mg/dl Borderline-high:130 - 159 mg/dl High:160 - 189 mg/dl Very high: >/=190 mg/dl	Calculated
LDL CHOLESTEROL, Serum	116.0	Optimal: <100 mg/dl Near Optimal: 100 - 129 mg/dl Borderline High: 130 - 159 mg/dl High: 160 - 189 mg/dl Very High: >/= 190 mg/dl	Calculated
VLDL CHOLESTEROL, Serum	14.5	< /= 30 mg/dl	Calculated
CHOL / HDL CHOL RATIO, Serum	4.5	0-4.5 Ratio	Calculated
LDL CHOL / HDL CHOL RATIO, Serum	3.1	0-3.5 Ratio	Calculated

*Sample processed at SUBURBAN DIAGNOSTICS (INDIA) PVT. LTD Pune Lab, Pune Swargate
*** End Of Report ***



MC-2463

Signature

Dr.SHRUTI RAMTEKE
M.B.B.S, DCP (PATH)
Pathologist

ADDRESS: 2nd Floor, Aston, Sundervan Complex, Above Mercedes Showroom, Andheri West - 400053

HEALTHLINE - MUMBAI: 022-6170-0000 | OTHER CITIES: 1800-266-4343

For Feedback - customerservice@suburbandiagnosics.com | www.suburbandiagnosics.com



CID : 2221825874
Name : MRS. POONAM KAMBLE
Age / Gender : 28 Years / Female
Consulting Dr. : -
Reg. Location : Swargate, Pune (Main Centre)

Collected : 06-Aug-2022 / 10:26
Reported : 06-Aug-2022 / 14:34

Use a QR Code Scanner
Application To Scan the Code

AERFOCAMI HEALTHCARE BELOW 40 MALE/FEMALE
THYROID FUNCTION TESTS

<u>PARAMETER</u>	<u>RESULTS</u>	<u>BIOLOGICAL REF RANGE</u>	<u>METHOD</u>
Free T3, Serum	5.6	2.6-5.7 pmol/L	CMIA
Kindly note change in reference range and method w.e.f. 16/08/2019			
Free T4, Serum	10.9	9-19 pmol/L Pregnant Women (pmol/L): First Trimester:9.0-24.7 Second Trimester:6.4-20.59 Third Trimester:6.4-20.59	CMIA
Kindly note change in reference range and method w.e.f. 16/08/2019			
sensitiveTSH, Serum	10.89	0.35-4.94 microIU/ml Pregnant Women (microIU/ml): First Trimester:0.1-2.5 Second Trimester:0.2-3.0 Third Trimester:0.3-3.0	CMIA

Kindly note change in reference range and method w.e.f. 16/08/2019. NOTE: 1) TSH values between 5.5 to 15 microIU/ml should be correlated clinically or repeat the test with new sample as physiological factors can give falsely high TSH. 2) TSH values may be transiently altered because of non thyroidal illness like severe infections, liver disease, renal & heart failure, severe burns, trauma & surgery etc.



CID : 2221825874
Name : MRS. POONAM KAMBLE
Age / Gender : 28 Years / Female
Consulting Dr. : -
Reg. Location : Swargate, Pune (Main Centre)

Collected : 06-Aug-2022 / 10:26
Reported : 06-Aug-2022 / 14:34

Use a QR Code Scanner
Application To Scan the Code

Interpretation:

A thyroid panel is used to evaluate thyroid function and/or help diagnose various thyroid disorders.

Clinical Significance:

- 1) TSH Values between high abnormal upto 15 microIU/ml should be correlated clinically or repeat the test with new sample as physiological factors can give falsely high TSH.
- 2) TSH values may be transiently altered because of non thyroidal illness like severe infections, liver disease, renal and heart severe burns, trauma and surgery etc.

TSH	FT4 / T4	FT3 / T3	Interpretation
High	Normal	Normal	Subclinical hypothyroidism, poor compliance with thyroxine, drugs like amiodarone, Recovery phase of non-thyroidal illness, TSH Resistance.
High	Low	Low	Hypothyroidism, Autoimmune thyroiditis, post radio iodine Rx, post thyroidectomy, Anti thyroid drugs, tyrosine kinase inhibitors & amiodarone, amyloid deposits in thyroid, thyroid tumors & congenital hypothyroidism.
Low	High	High	Hyperthyroidism, Graves disease, toxic multinodular goiter, toxic adenoma, excess iodine or thyroxine intake, pregnancy related (hyperemesis gravidarum, hydatiform mole)
Low	Normal	Normal	Subclinical Hyperthyroidism, recent Rx for Hyperthyroidism, drugs like steroids & dopamine), Non thyroidal illness.
Low	Low	Low	Central Hypothyroidism, Non Thyroidal Illness, Recent Rx for Hyperthyroidism.
High	High	High	Interfering anti TPO antibodies, Drug interference: Amiodarone, Heparin, Beta Blockers, steroids & anti epileptics.

Diurnal Variation: TSH follows a diurnal rhythm and is at maximum between 2 am and 4 am, and is at a minimum between 6 pm and 10 pm. The variation is on the order of 50 to 206%. Biological variation: 19.7% (with in subject variation)

Reflex Tests: Anti thyroid Antibodies, USG Thyroid, TSH receptor Antibody. Thyroglobulin, Calcitonin

Limitations:

1. Samples should not be taken from patients receiving therapy with high biotin doses (i.e. >5 mg/day) until at least 8 hours following the last biotin administration.
2. Patient samples may contain heterophilic antibodies that could react in immunoassays to give falsely elevated or depressed results. this assay is designed to minimize interference from heterophilic antibodies.

Reference:

1. O. Koulouri et al. / Best Practice and Research clinical Endocrinology and Metabolism 27(2013)
2. Interpretation of the thyroid function tests, Dayan et al. THE LANCET. Vol 357
3. Tietz, Text Book of Clinical Chemistry and Molecular Biology -5th Edition
4. Biological Variation: From principles to Practice - Callum G Fraser (AACC Press)

*Sample processed at SUBURBAN DIAGNOSTICS (INDIA) PVT. LTD Pune Lab, Pune Swargate
 *** End Of Report ***



MC-2463

Signature

Dr. SHRUTI RAMTEKE
M.B.B.S, DCP (PATH)
Pathologist

ADDRESS: 2nd Floor, Aston, Sundervan Complex, Above Mercedes Showroom, Andheri West - 400053

Page 10 of 10

HEALTHLINE - MUMBAI: 022-6170-0000 | **OTHER CITIES:** 1800-266-4343

For Feedback - customerservice@suburbandiagnosics.com | www.suburbandiagnosics.com

CID#	: 2221825874	SID#	: 177805372088
Name	: MRS.POONAM KAMBLE	Registered	: 06-Aug-2022 / 10:21
Age / Gender	: 28 Years/Female	Collected	: 06-Aug-2022 / 10:21
Consulting Dr.	: -	Reported	: 06-Aug-2022 / 19:13
Reg.Location	: Swargate, Pune (Main Centre)	Printed	: 06-Aug-2022 / 19:16

X-RAY CHEST PA VIEW

Obliquity +.

The lung fields are clear with no parenchymal lesion.

The cardiothoracic ratio is maintained and the cardiac outline is normal

The domes of the diaphragm are normal.


The cardio and costophrenic angles are clear.

Bony thorax is normal.

IMPRESSION:

No significant abnormality detected.

*** End Of Report ***



Dr.ANURADHA KELKAR
M.D (Radiologist)

CID#	: 2221825874	SID#	: 177805372088
Name	: MRS.POONAM KAMBLE	Registered	: 06-Aug-2022 / 10:21
Age / Gender	: 28 Years/Female	Collected	: 06-Aug-2022 / 10:21
Consulting Dr.	: -	Reported	: 06-Aug-2022 / 14:31
Reg.Location	: Swargate, Pune (Main Centre)	Printed	: 06-Aug-2022 / 14:37

PHYSICAL EXAMINATION REPORT

History and Complaints:

H/O Unable to walk properly, Pain in all joints

EXAMINATION FINDINGS:

Height (cms):	149cm	Weight (kg):	61kg
Temp (0c):	Afebrile	Skin:	Normal
Blood Pressure (mm/hg):	110/80mmHg	Nails:	Healthy
Pulse:	78/min	Lymph Node:	Not Palpable

Systems

Cardiovascular: S1 S2 Normal NO Murmurs
Respiratory: Normal
Genitourinary: Normal
GI System: Soft non tender no Organomegaly
CNS: Normal

IMPRESSION:

ADVICE:

CHIEF COMPLAINTS:

- | | |
|-----------------------------|----|
| 1) Hypertension: | NO |
| 2) IHD | NO |
| 3) Arrhythmia | NO |
| 4) Diabetes Mellitus | NO |

CENTRAL PROCESSING LAB: 2nd Floor, Aston, Sundervan Complex, Above Mercedes Showroom, Andheri West - 400053

HEALTHLINE - MUMBAI: 022-6170-0000 | **OTHER CITIES:** 1800-266-4343

For Feedback - customerservice@suburbandiagnosics.com | **www.suburbandiagnosics.com**

CID# : 2221825874
Name : MRS.POONAM KAMBLE
Age / Gender : 28 Years/Female
Consulting Dr. : -
Reg.Location : Swargate, Pune (Main Centre)


SID# : 177805372088
Registered : 06-Aug-2022 / 10:21
Collected : 06-Aug-2022 / 10:21
Reported : 06-Aug-2022 / 14:31
Printed : 06-Aug-2022 / 14:37

- | | |
|--|-----|
| 5) Tuberculosis | NO |
| 6) Asthama | NO |
| 7) Pulmonary Disease | NO |
| 8) Thyroid/ Endocrine disorders | NO |
| 9) Nervous disorders | NO |
| 10) GI system | NO |
| 11) Genital urinary disorder | NO |
| 12) Rheumatic joint diseases or symptoms | NO |
| 13) Blood disease or disorder | NO |
| 14) Cancer/lump growth/cyst | NO |
| 15) Congenital disease | NO |
| 16) Surgeries | Yes |
| 17) Musculoskeletal System | NO |

PERSONAL HISTORY:

- | | |
|---------------|-----------------|
| 1) Alcohol | NO |
| 2) Smoking | NO |
| 3) Diet | Veg |
| 4) Medication | Pain Killer SOS |

*** End Of Report ***



Dr.I U BAMB