




REVIVAL DIAGNOSTICS



HEALTH CHECK-UP SUMMARY

Name: Akhil choudhan

Date: 06/03/2023

Email ID :

Sex: <u>M</u>	Age: <u>3</u> Years	Contact No: <u>8460388658</u>	Remarks :
			Under-weight <u>-</u>
			Normal <u>✓</u>
			Over-weight <u>-</u>

i> BMI

Height (in Cm) : <u>179</u>	Weight (in Kg) : <u>76.5</u>	BMI: <u>23.7</u>
-----------------------------	------------------------------	------------------

ii> Blood Pressure & Pulse

110/70 mm/hg
72/min. regular

If high or low, whether the person is on medication : YES / NO

iii> Blood Tests & Lung Function Remarks

RS
C/S } 2
C/S

If abnormal, whether the person is on medication : YES / NO

iv> Eye Test Remarks

Eye Test : RT G/G LT G/G with specs.
Color Vision: 2

v> Heart Disease

Whether any specific heart ailment detected (ECG findings) :
normal

vi> Any other problems needing attention / Overall Assessment :

no

Dr. Chirag Patel
M.B.B.S. G-49432
Signature of the Doctor

Akhil

0261 2747788, 9825947712

4th Floor, Aqua Corridor, Hazira Road, Adajan Pal, Surat-395009.



revivaldiagnostics.surat@gmail.com



www.revivaldiagnostics.com

Revival Diagnostic

401, Aqua Corridor,
B/s. Star Bazar, Surat-395009
Mo. 91062-28601

This Medical Report Is Not Intended For Medico-legal Purposes.
Laboratory Test Results Are Subject To Technical Limitation And Should
Be Clinically Correlate For Final Diagnosis



NAME: Akhil chouhan SEX: M
BIRTHDATE: 30/06/1991 AGE: 31

DEPARTMENT OF OPHTHALMOLOGY

EYE TEST:

1. VISION:

RIGHT EYE - 6/6 } with specs.
LEFT EYE - 6/6 }

2. COLOR VISION:

RIGHT EYE - (P)
LEFT EYE - (P)

3. FUNDUS:

RIGHT EYE - (P)
LEFT EYE - (P)

REMARKS:

(P) Akhil

Revival Diagnostic
Ophthalmologist/Optomtrist
B/s. Star Bazar, Surat-395009
Mo. 91062-28601

 0261 2747788, 9825947712

 4th Floor, Aqua Corridor, Hazira Road, Adajan Pal, Surat-395009.

 revivaldiagnostics.surat@gmail.com

 www.revivaldiagnostics.com



DEPARTMENT OF ENT

Name: Akhil Chauhan

Gender: M

Age: 31

Date: 06/03/2023

- EAR: normal

RIGHT EAR: (N)

DRUMS:

RINNE:

WEBER:

OTHERS (IF ANY):

LEFT EAR: (N)

DRUMS:

RINNE:

WEBER:

OTHERS (IF ANY):

- NOSE — (N)

- THROAT - (N)

REMARKS:

(P) Akhil

Revival Diagnostic

401, Aqua Corridor,
B/s, Star Bazar, Surat-395009
Mo. 91062-28601

Laboratory Test Result are Subject to technical limitation and should be clinically correlate for final diagnosis

4th Floor, Aqua Corridor, Hazira Road, Adajan Pal, Surat-395009.

0261 2747788, 9825947712 revivaldiagnostics.surat@gmail.com www.revivaldiagnostics.com

This medical report is not intended for medico-legal purposes.



REVIVAL DIAGNOSTICS

Name	AKHIL CHAUHAN	Age/Gender	31Yrs/Male
Reg No.	2122/23	Receipt No	6489
Referred By	BOB - MEDI WHEEL(PKG1000240)	Mode of Payment	CREDIT
Collection Type	CENTER	Collection DateTime	06-Mar-2023 08:46 AM

BLOOD GROUP - 06032313 Released at 06-Mar-2023 12:22 PM

Parameter	Result	Biological Ref.Range	Method
-Blood Group	"O"		
-Rh Factor	POSITIVE		

CBC - 06032311 Released at 06-Mar-2023 12:44 PM

Parameter	Result	Biological Ref.Range	Method
-Haemoglobin	15.7 gm/dL	(13.5 - 18 gm/dL)	Auto
-RBC Count	5.14 mill/cumm	(4.6 - 6.2 mill/cumm)	Auto
-Total WBC Count	5500 /cumm	(4000 - 10000 /cumm)	Auto
-Platelet Count	2.50 lakh/cumm	(1.5 - 4.5 lakh/cumm)	Auto

Blood Indices

-HCT	49.0 %	(40 - 55 %)	Auto
-MCV	95.2 fl	H (80 - 92 fl)	Auto
-MCH	30.5 pg	(27 - 31 pg)	Auto
-MCHC	32.1 gm/dL	(32 - 36 gm/dL)	Auto
-RDW	13.7 %	(11 - 15 %)	Auto

Diff WBC Count

-Polymorphs	54 %	(40 - 80 %)	Microscopically
-Lymphocytes	39 %	(20 - 40 %)	Microscopically
-Eosinophils	05 %	(1 - 6 %)	Microscopically
-Monocytes	02 %	(2 - 7 %)	Microscopically
-Basophils	00 %	(0 - 1 %)	Microscopically
-PLATELET ON SMEAR	Adequate		Microscopically
-MALARIAL PARASITES	Malarial Parasites Not Detected		Microscopically

[Test performed on Fully Automated Hematology Analyzer ERBA H-360]

Revival Diagnostics
401-Aqua Corridor,
Beside Star Bazar, Adajan,
Surat-395009, Mo. 9825947712
Dr. Shivangi Gandhi



0261 2747788, 9825947712



4TH Floor, Aqua Corridor, Hazira Road, Adajan Pal, Surat-395009.



M.B.B.S, M.D (Pathology)
revivaldiagnostics.surat@gmail.com



www.revivaldiagnostics.com

This Medical Report Is Not Intended For Medico-legal Purposes.
Laboratory Test Results Are Subject To Technical Limitation And Should
Be Clinically Correlate For Final Diagnosis



REVIVAL DIAGNOSTICS

Name	AKHIL CHAUHAN	Age/Gender	31Yrs/Male
Reg No.	2122/23	Receipt No	6489
Referred By	BOB - MEDI WHEEL(PKG10000240)	Mode of Payment	CREDIT
Collection Type	CENTER	Collection DateTime	06-Mar-2023 08:46 AM

ESR - 06032311 Released at 06-Mar-2023 01:00 PM

Parameter	Result	Biological Ref.Range	Method
-E.S.R	04 mm/hr	(1 - 10 mm/hr)	



Revival Diagnostics
401-Aqua Corridor,
Beside Star Bazar, Adajan,
Surat-395009. Mo. 9825947712

Dr. Shivangi Gandhi

M.B.B.S, M.D (Pathology)

revivaldiagnostics.surat@gmail.com



0261 2747788, 9825947712



4TH Floor, Aqua Corridor, Hazira Road, Adajan Pal, Surat-395009.



www.revivaldiagnostics.com

This Medical Report Is Not Intended For Medico-legal Purposes.
Laboratory Test Results Are Subject To Technical Limitation And Should
Be Clinically Correlate For Final Diagnosis



REVIVAL DIAGNOSTICS

Name	AKHIL CHAUHAN	Age/Gender	31Yrs/Male
Reg No.	2122/23	Receipt No	6489
Referred By	BOB - MEDI WHEEL(PKG10000240)	Mode of Payment	CREDIT
Collection Type	CENTER	Collection Date/Time	06-Mar-2023 08:46 AM

FBS & PPBS - 06032312 Released at 06-Mar-2023 03:58 PM

Parameter	Result	Biological Ref.Range	Method
-Fasting Blood Sugar (FBS)	80 mg/dL	70-100 mg/dl Impaired Tolerance:100-125 Diabetes Mellitus:>=126 (On more than one occasion) (American diabetes association guidelines 2022)	
-Fasting Urine Sugar	Absent		
-Fasting Urine Acetone	Absent		
-PPBS	110 mg/dL	(90 - 140 mg/dL)	
-PP2BS URINE SUGAR	Absent		
-PP2BS URINE ACETONE	Absent		

HBA1C - 06032311 Released at 06-Mar-2023 01:41 PM

Parameter	Result	Biological Ref.Range	Method
-HBA1C	5.2 %	HbA1C Degree of Glucose Control <5.6 % Non Diabetics 5.7 - 6.4 % Prediabetics > =6.5 % Diabetics (REF:Wallace, 11th Edition)	Boronate Affinity
-Method[]	High Performance Liquid Chromatography (HPLC)		

Revival Diagnostics
401-Aqua Corridor,
Beside Star Bazar, Adajan,
Surat-395009. Mo. 9825947712

Dr. Shivangi Gandhi

M.B.B.S. M.D.(Pathology)

revivaldiagnostics.surat@gmail.com

www.revivaldiagnostics.com



0261 2747788, 9825947712



4th Floor, Aqua Corridor, Hazira Road, Adajan Pal, Surat-395009.



This Medical Report Is Not Intended For Medico-legal Purposes.
Laboratory Test Results Are Subject To Technical Limitation And Should
Be Clinically Correlate For Final Diagnosis



REVIVAL DIAGNOSTICS

Name	AKHIL CHAUHAN	Age/Gender	31Yrs/Male
Reg No.	2122/23	Receipt No	6489
Referred By	BOB - MEDI WHEEL(PKG10000240)	Mode of Payment	CREDIT
Collection Type	CENTER	Collection DateTime	06-Mar-2023 08:46 AM

LIVER FUNCTION TEST (LFT) - 06032313 Released at 06-Mar-2023 01:40 PM

Parameter	Result	Biological Ref.Range	Method
-Serum Total Bilirubin	1.0 mg/dL	(0 - 1.3 mg/dL)	Diazo
-Serum Direct Bilirubin	0.4 mg/dL	(0 - 0.4 mg/dL)	Diazo
-Serum InDirect Bilirubin	0.6 mg/dL	(0.1 - 1.3 mg/dL)	Calculated
-Total Protein (TP)	6.6 gm/dL	(6.4 - 8.3 gm/dL)	Biuret
-Albumin (ALB)	3.6 gm/dL	(3.5 - 5.2 gm/dL)	BCG
-Globulin	3.0 gm/dL	(2.3 - 3.6 gm/dL)	Calculated
-A/G Ratio	1.20 gm/dL	(1 - 2.3 gm/dL)	Calculated
-SGPT(ALT)	29 U/L	(5 - 45 U/L)	IFCC, Kinetic without Pyridoxal Phosphate
-SGOT (AST)	32 U/L	(0 - 35 U/L)	IFCC, Without Pyridoxal Phosphate
-Alkaline Phosph.	47 U/L	(42 - 128 U/L)	ALP-AMP
-GGT	25 U/L	(5 - 50 U/L)	Glupa-C

[Test performed on Fully Automated Biochemistry Analyzer ERBA EM200]

REVIVAL
DIAGNOSTICS

Revival Diagnostics
401-Aqua Corridor,
Beside Star Bazar, Adajan,
Surat-395009. Mo. 9825947712

Dr. Shivangi Gandhi

M.B.B.S, M.D (Pathology)
revivaldiagnostics.surat@gmail.com



0261 2747788, 9825947712



4TH Floor, Aqua Corridor, Hazira Road, Adajan Pal, Surat-395009.



www.revivaldiagnostics.com

This Medical Report Is Not Intended For Medico-legal Purposes.
Laboratory Test Results Are Subject To Technical Limitation And Should
Be Clinically Correlate For Final Diagnosis



REVIVAL DIAGNOSTICS

Name	AKHIL CHAUHAN	Age/Gender	31Yrs/Male
Reg No.	2122/23	Receipt No	6489
Referred By	BOB - MEDI WHEEL(PKG10000240)	Mode of Payment	CREDIT
Collection Type	CENTER	Collection DateTime	06-Mar-2023 08:46 AM

Creatinine - 06032313 Released at 06-Mar-2023 01:41 PM

Parameter	Result	Biological Ref.Range	Method
-Creatinine	0.8 mg/dL	(0.6 - 1.4 mg/dL)	ENZYMATIC

BUN - 06032313 Released at 06-Mar-2023 01:05 PM

Parameter	Result	Biological Ref.Range	Method
-Blood Urea Nitrogen (BUN)	13 mg/dL	(6 - 20 mg/dL)	Calculated

Uric Acid - 06032310 Released at 06-Mar-2023 01:41 PM

Parameter	Result	Biological Ref.Range	Method
-Uric Acid	6.7 mg/dL	(3.5 - 7.2 mg/dL)	Uricase-POD

REVIVAL
DIAGNOSTICS

Revival Diagnostics

401-Aqua Corridor,
Beside Star Bazar Adajan,
Surat-395009. Mo. 9825947712

Dr. Shivangi Gandhi

M.B.B.S, M.D (Pathology)
revivaldiagnostics.surat@gmail.com



0261 2747788, 9825947712



4TH Floor, Aqua Corridor, Hazira Road, Adajan Pal, Surat-395009.



www.revivaldiagnostics.com

This Medical Report Is Not Intended For Medico-legal Purposes.
Laboratory Test Results Are Subject To Technical Limitation And Should
Be Clinically Correlate For Final Diagnosis



REVIVAL DIAGNOSTICS

Name	AKHIL CHAUHAN	Age/Gender	31Yrs/Male
Reg No.	2122/23	Receipt No	6489
Referred By	BOB - MEDI WHEEL(PKG10000240)	Mode of Payment	CREDIT
Collection Type	CENTER	Collection DateTime	06-Mar-2023 08:46 AM

Lipid Profile - 06032313 Released at 06-Mar-2023 01:41 PM

Parameter	Result	Biological Ref.Range	Method
-Serum Cholesterol	158 mg/dL	Desirable < 200 mg/dl Borderline High : 200-239 mg/dl High : > 240 mg/dl	CHOD-PAP
-Serum Triglyceride	148 mg/dL	Normal < 150 mg/dl Borderline High : 150 - 159 mg/dl High : 200 - 499 mg/dl Very High : 500 mg/dl	GPO-POD Method
-Serum HDLD(Direct)	40 mg/dL	Normal :> 55 mg/dl Borderline : 35-55 mg/dl Undesirable: < 35 mg/dl	PVS-PEGME Precipitation with CHOD-POD
-Serum VLDL	30 mg/dL	(5 - 30 mg/dL)	Calculated
-Serum LDL(Direct)	88 mg/dL	Optimal:< 100 mg/dl Above Optimal : 100- 129 mg/dl Borderline High : 130-159 mg/dl High : > 160-189mg/dl Very High : >190 mg/dl	Calculated
-Chol/HDL	3.95	Low risk: <3.8 Medium Risk: 3.8 to 5.9 High Risk: > 6	Calculated
-LDL/Chol	1.79	Low risk: <3.55 Medium Risk: 3.55 to 4.0 High Risk: > 6	Calculated

[Test performed on Fully Automated Biochemistry Analyzer ERBA EM200]

Revival Diagnostics
401-Aqua Corridor,
Beside Star Bazar, Adajan,
Surat-395009. Mo. 9825947712

Dr. Shivangi Gandhi

M.B.B.S, M.D (Pathology)

revivaldiagnostics.surat@gmail.com



0261 2747788, 9825947712



4TH Floor, Aqua Corridor, Hazira Road, Adajan Pal, Surat-395009.



www.revivaldiagnostics.com

This Medical Report Is Not Intended For Medico-legal Purposes.
Laboratory Test Results Are Subject To Technical Limitation And Should
Be Clinically Correlate For Final Diagnosis



REVIVAL DIAGNOSTICS

Name	AKHIL CHAUHAN	Age/Gender	31Yrs/Male
Reg No.	2122/23	Receipt No	6489
Referred By	BOB - MEDI WHEEL(PKG10000240)	Mode of Payment	CREDIT
Collection Type	CENTER	Collection DateTime	06-Mar-2023 08:46 AM

Urine Routine & Micro Examination - 06032315 Released at 06-Mar-2023 12:56 PM

Parameter	Result	Biological Ref.Range	Method
Physical Examination			
-Quantity	15		Manual
-Colour	Pale Yellow	Pale Yellow	Manual
-Appearance	Clear	Clear	Manual
-Reaction (pH)	Acidic		Dipstick
-Specific Gravity	1.030		Dipstick
Chemical Examination			
-Proteins.	Absent		Dipstick
-Sugar	Absent		Dipstick
-Acetone.	Absent		Dipstick
-Bile Salts	Absent	Absent	Dipstick
-Bile Pigments	Absent	Absent	Dipstick
-Occult Blood Test (OBT).	Negative		Dipstick
Microscopic Examination			
-Pus Cells	1-2		Microscopically
-Red Blood Cells	Absent		Microscopically
-Epithelial Cells	1-2		Microscopically
-Bacteria.	Absent		Microscopically
-Crystals	Absent	Absent	Microscopically
-Others	NIL	Absent	Microscopic Examination

Revival Diagnostics
401-Aqua Corridor,
Beside Star Bazar, Adajan,
Surat-395009. Mo. 9825947712



0261 2747788, 9825947712



4th Floor, Aqua Corridor, Hazira Road, Adajan Pal, Surat-395009.



Dr. Shivangi Gandhi
M.B.B.S. M.D.(Pathology)
revivaldiagnostics.surat@gmail.com



www.revivaldiagnostics.com

This Medical Report Is Not Intended For Medico-legal Purposes.
Laboratory Test Results Are Subject To Technical Limitation And Should
Be Clinically Correlate For Final Diagnosis



REVIVAL DIAGNOSTICS

Name	AKHIL CHAUHAN	Age/Gender	31Yrs/Male
Reg No.	2122/23	Receipt No	6489
Referred By	BOB - MEDI WHEEL(PKG10000240)	Mode of Payment	CREDIT
Collection Type	CENTER	Collection DateTime	06-Mar-2023 08:46 AM

Total T3 T4 TSH - 06032313 Released at 06-Mar-2023 01:19 PM

Parameter	Result	Biological Ref.Range	Method
-Total T3	0.91 ng/ml	(0.87 - 1.78 ng/ml)	Fluorescence Enzyme Immunoassay
-Total T4	5.93 ug/dl	(4.6 - 11 ug/dl)	Fluorescence Enzyme Immunoassay
-TSH	2.25 uIU/ml	0.50 - 5.50 uIU/ml 5.5 to 15 ul U/ml - Suggested Clinical co-relation or Repeat test with new sample as physiological factors can give false high TSH Above 15uIU/ml Hypothyroid PREGNANT WOMEN normal ranges for TSH: 1st Trimester : 0.0878 - 2.8293 uIU/ml 2nd Trimester : 0.1998 - 2.7915 uIU/ml 3rd Trimester : 0.307 - 2.9028 uIU/ml Ref: TIETZ Fundamentals of Clinical Chemistry	Fluorescence Enzyme Immunoassay

[Test performed on Fully Automated Immunology Analyzer Maglumi-600]

Revival Diagnostics
401-Aqua Corridor,
Beside Star Bazar, Adajan,
Surat-395009. Mo. 9825947712

Dr. Shivangi Gandhi

M.B.B.S, M.D (Pathology)

revivaldiagnostics.surat@gmail.com



0261 2747788, 9825947712



4th Floor, Aqua Corridor, Hazira Road, Adajan Pal, Surat-395009.



www.revivaldiagnostics.com



This Medical Report Is Not Intended For Medico-legal Purposes.
Laboratory Test Results Are Subject To Technical Limitation And Should
Be Clinically Correlate For Final Diagnosis



REVIVAL DIAGNOSTICS

Name	AKHIL CHAUHAN	Age/Gender	31Yrs/Male
Reg No.	2122/23	Receipt No	6489
Referred By	BOB - MEDI WHEEL(PKG10000240)	Mode of Payment	CREDIT
Collection Type	CENTER	Collection DateTime	06-Mar-2023 08:46 AM


ECG

- REPORT :

1. The rhythm is sinus.
2. Heart rate is 63 beats per minute.
3. Normal P,QRS,T wave axis.
4. Normal PR,QRS,Q.T. Duration.
5. No pathological q wave or ST-T changes seen.
6. No evidence of chamber hypertrophy or enlargement seen.

IMPRESSION : ECG WITHIN NORMAL LIMITS

Revival Diagnostic
401, Aqua Corridor,
B/s. Star Bazar, Surat-395009
Mo. 91062-28601


DR. ADITYA S. BORA ^{Signature}
MBBS, DNB, PGDCC
PHYSICIAN & CLINICAL CARDIOLOGIST
G-54906



0261 2747788, 9825947712



4TH Floor, Aqua Corridor, Hazira Road, Adajan Pal, Surat-395009.



revivaldiagnostics.surat@gmail.com



www.revivaldiagnostics.com

This Medical Report Is Not Intended For Medico-legal Purposes.
Laboratory Test Results Are Subject To Technical Limitation And Should
Be Clinically Correlate For Final Diagnosis



Summary

REVIVAL DIAGNOSTICS
4TH FLOOR, AQUA CORRIDOE, NEAR STAR BAZAR, ADAJAN- 395009, SURAT
 6403/AKHIL CHAUHAN 31 Yrs/Male 76 Kg/179 Cms
 Date: 06-Mar-2023 09:23:21 AM
 Ref. By : MEDI WHEEL

Objective : FOR TESTING PURPOSE ONLY.
 Protocol : BRUCE

Stage	StageTime (Min:Sec)	PhaseTime (Min:Sec)	Speed (kmph)	Grade (%)	METs	H.R. (bpm)	B.P. (mmHg)	R.P.P. x100	PVC	Comments
Supine					1.0	93	110/80	102	-	
Standing					1.0	48	110/80	52	-	
HV					1.0	76	110/80	83	-	
ExStart					1.0	99	110/80	108	-	
Stage 1	3:00	3:01	2.7	10.0	4.6	140	110/80	154	-	
Stage 2	3:00	6:01	4.0	12.0	7.0	165	120/80	198	-	
PeakEx	0:09	6:10	5.5	14.0	7.2	162	150/90	243	-	
Recovery	1:00		0.0	0.0	1.1	134	150/90	201	-	
Recovery	2:00		0.0	0.0	1.0	119	140/90	166	-	
Recovery	3:00		0.0	0.0	1.0	123	130/90	159	-	
Recovery	3:17		0.0	0.0	1.0	107	110/70	117	-	

d ghilid

Medication : Nil
 History : Nil
 Test End Reason : Test Complete
 Findings :

The patient exercised according to BRUCE for 6:10, achieving a work level of Max METS:7.2. Resting heart rate initially 93 bpm, rose to a max. heart rate of 165 bpm which represents 87% of maximum age predicted heart rate. Resting blood pressure 110/80 mmhg, rose to a maximum blood pressure of 150/90 mmhg. The exercise stress test was stopped due to Test Complete

Parameters :
 Exercise Time : 6:10 minutes
 Max HR attained : 165 bpm 87% of Max Predictable HR 189
 Max BP : 150/90(mmHg)
 WorkLoad attained : 7.2 (Fair Effort Tolerance)
 NOsignificant ST segment changes noted during exercise or recovery.
 NOAngina/Arrhythmia/S3/murmur
 Final Impression : Test is negative for inducible ischaemia.

Revival Diagnostic
 401, Aqua Corridor,
 B/s. Star Bazar, Surat-395009
 Mo. 91062-28601

DR. ADITYA S. BORA
 MBBS, DNB, PGDCC
 PHYSICIAN & CLINICAL CARDIOLOGIST
 G-54906

Advice/Comments:

12 Lead + Comparison

REVIVAL DIAGNOSTICS
 4TH FLOOR, AQUA CORRIDOE, NEAR STAR BAZAR, ADAJAN- 395009, SURAT
 6403/AKHIL CHAUHAN
 31 Yrs/Male
 76 Kg/179 Cms

HR: 90 bpm
 METS: 1.0
 BP: 110/80

MPHR: 47% of 189
 Speed: 0.0 kmph
 Grade: 0.0%

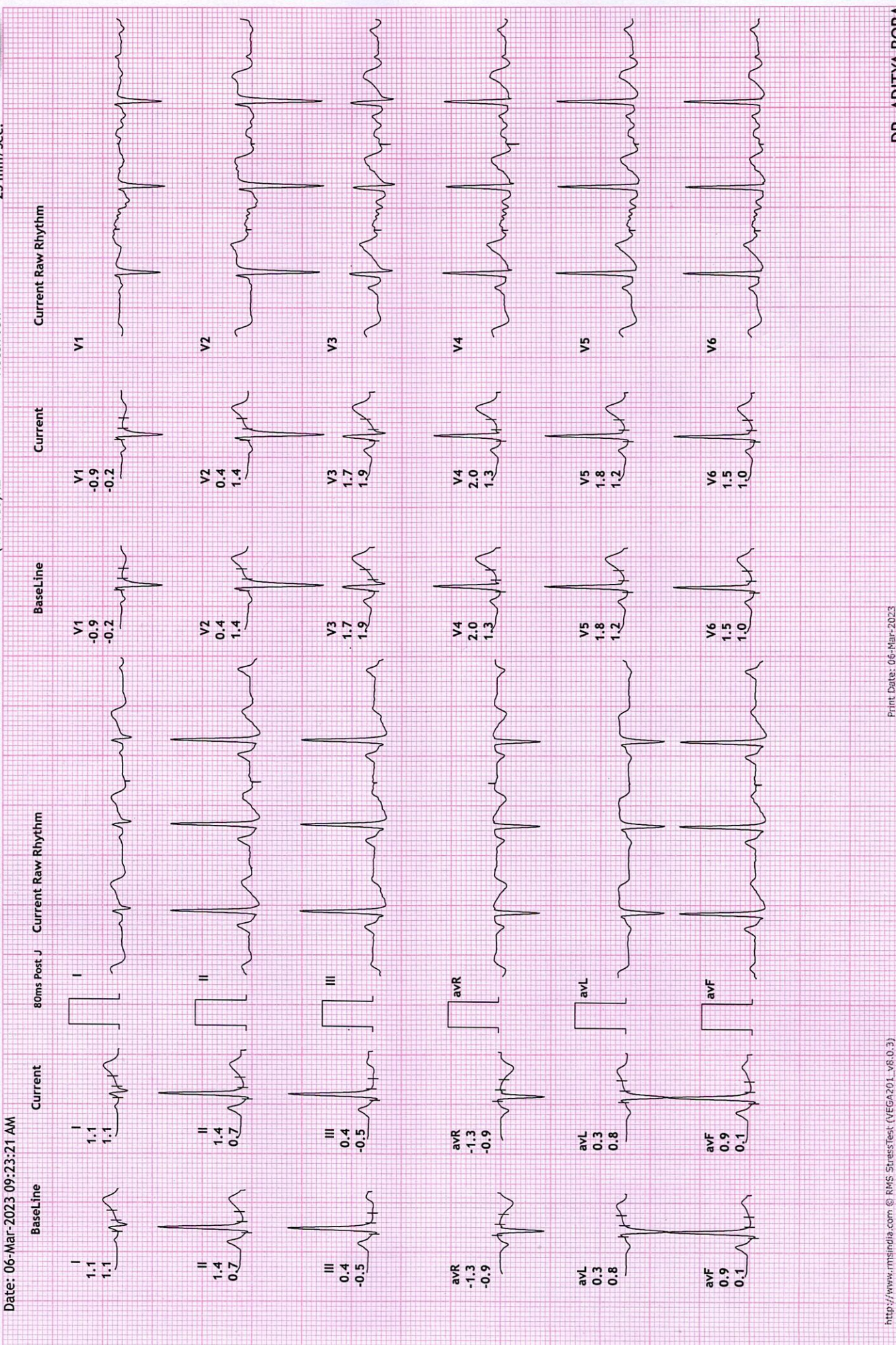
Raw ECG
 BRUCE
 (1.0-100)Hz

Ex Time 00:31
 BLC :On
 Notch :On

SUPINE
 10.0 mm/mV
 25 mm/Sec.

Date: 06-Mar-2023 09:23:21 AM

80ms Post J





12 Lead + Comparison

REVIVAL DIAGNOSTICS
 4TH FLOOR, AQUA CORRIDOE, NEAR STAR BAZAR, ADAJAN- 395009, SURAT
 6403/AKHIL CHAUHAN
 31 Yrs/Male
 76 Kg/179 Cms

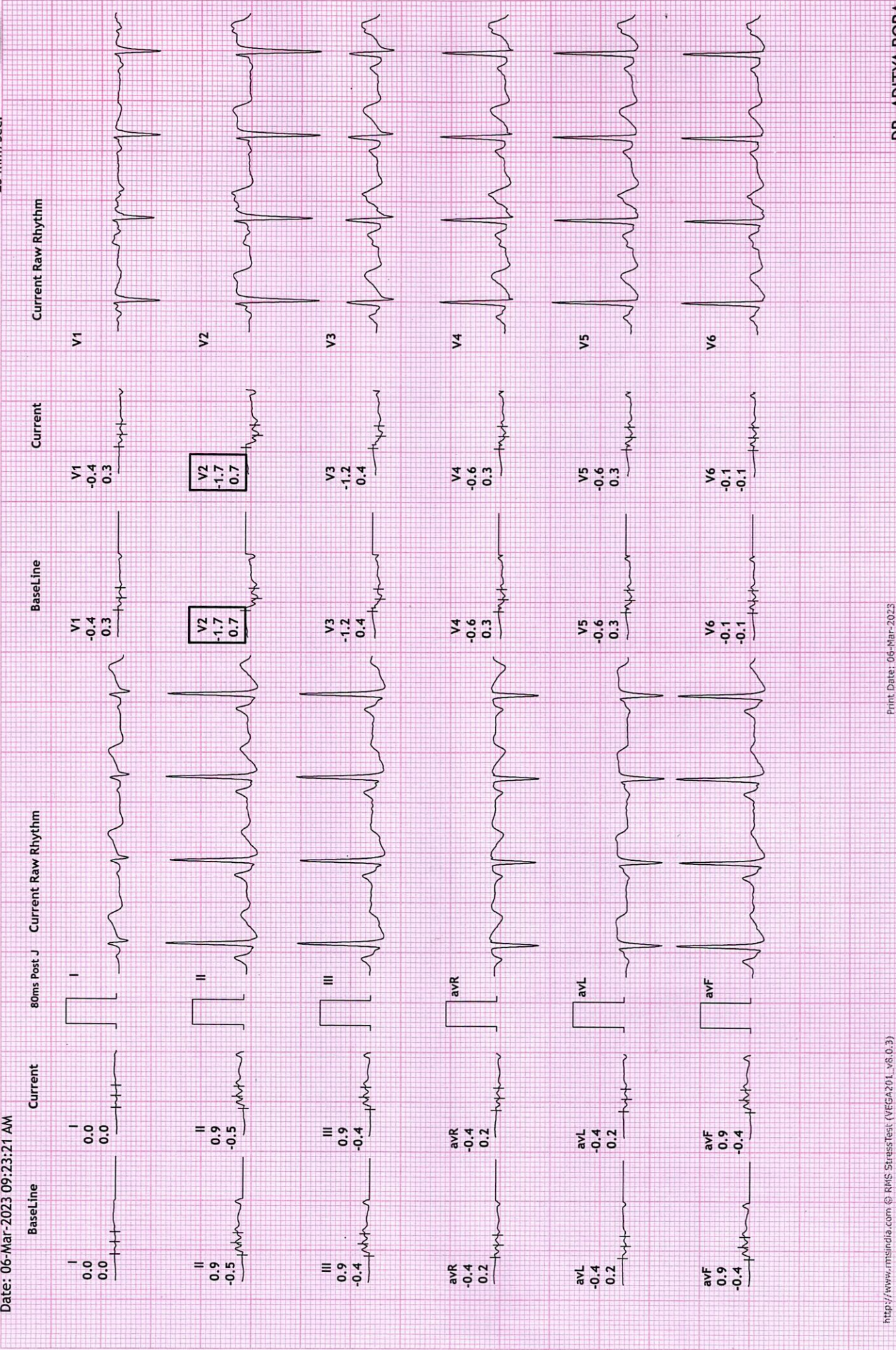
HR: 95 bpm
 METS: 1.0
 BP: 110/80

MPHR: 50% of 189
 Speed: 0.0 kmph
 Grade: 0.0%

STANDING
 10.0 mm/mV
 25 mm/Sec.

Ex Time 00:44
 BLC : On
 Notch : On

Date: 06-Mar-2023 09:23:21 AM



REVIVAL DIAGNOSTICS

4TH FLOOR, AQUA CORRIDOE, NEAR STAR BAZAR, ADAJAN- 395009, SURAT

6403/AKHIL CHAUHAN

31 Yrs/Male

76 Kg/179 Cms

Date: 06-Mar-2023 09:23:21 AM

HR: 98 bpm

METS: 1.0

BP: 110/80

MPHR: 51% of 189

Speed: 0.0 kmph

Grade: 0.0%

12 Lead + Comparison

Raw ECG

BRUCE

(1.0-100)Hz

Ex Time 00:53

BLC :On

Notch :On

HV

10.0 mm/mV

25 mm/Sec.



Current Raw Rhythm

Current

Baseline

80ms Post J Current Raw Rhythm

Current

Baseline



12 Lead + Comparison

REVIVAL DIAGNOSTICS

4TH FLOOR, AQUA CORRIDOE, NEAR STAR BAZAR, ADAJAN- 395009, SURAT

6403/AKHIL CHAUHAN
31 Yrs/Male
76 Kg/179 Cms

HR: 95 bpm
METS: 1.0
BP: 110/80

MPHR: 50% of 189
Speed: 0.0 kmph
Grade: 0.0%

Raw ECG
BRUCE
(1.0-100)Hz

Ex Time 00:00
BLC :On
Notch :On

ExStrt
10.0 mm/mV
25 mm/Sec.



12 Lead + Comparison

REVIVAL DIAGNOSTICS

4TH FLOOR, AQUA CORRIDOE, NEAR STAR BAZAR, ADAJAN- 395009, SURAT

6403/AKHIL CHAUHAN

31 Yrs/Male

76 Kg/179 Cms

Date: 06-Mar-2023 09:23:21 AM

HR: 140 bpm

METS: 4.6

BP: 110/80

MPHR: 74% of 189

Speed: 2.7 kmph

Grade: 10.0%

Raw ECG

BRUCE

(1.0-100)Hz

Ex Time 03:00

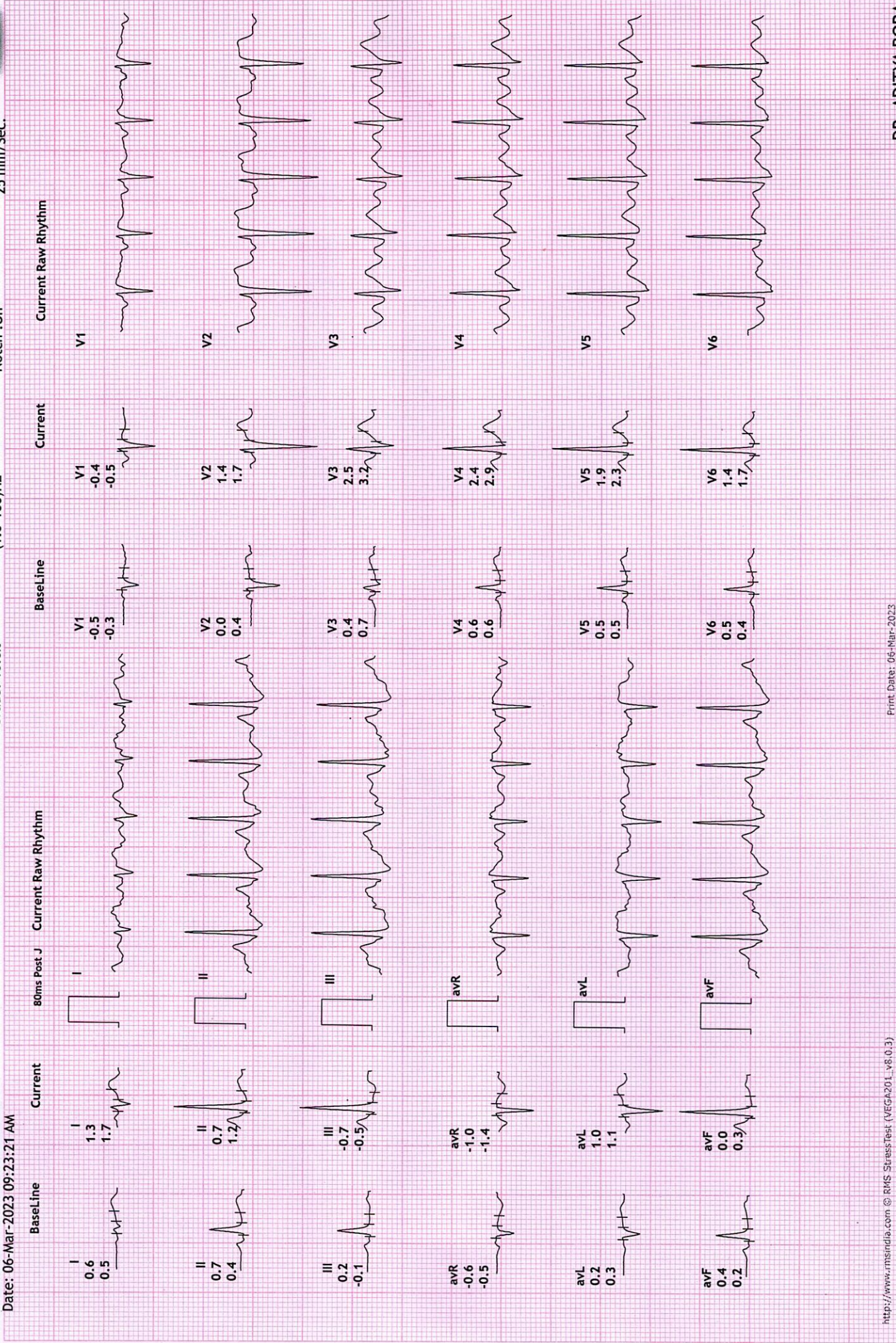
BLC :On

Notch :On

Stage 1 (03:00

10.0 mm/mV

25 mm/Sec.



12 Lead + Comparison

REVIVAL DIAGNOSTICS

4TH FLOOR, AQUA CORRIDOE, NEAR STAR BAZAR, ADAJAN- 395009, SURAT

6403/AKHIL CHAUHAN
31 Yrs/Male
76 Kg/179 Cms

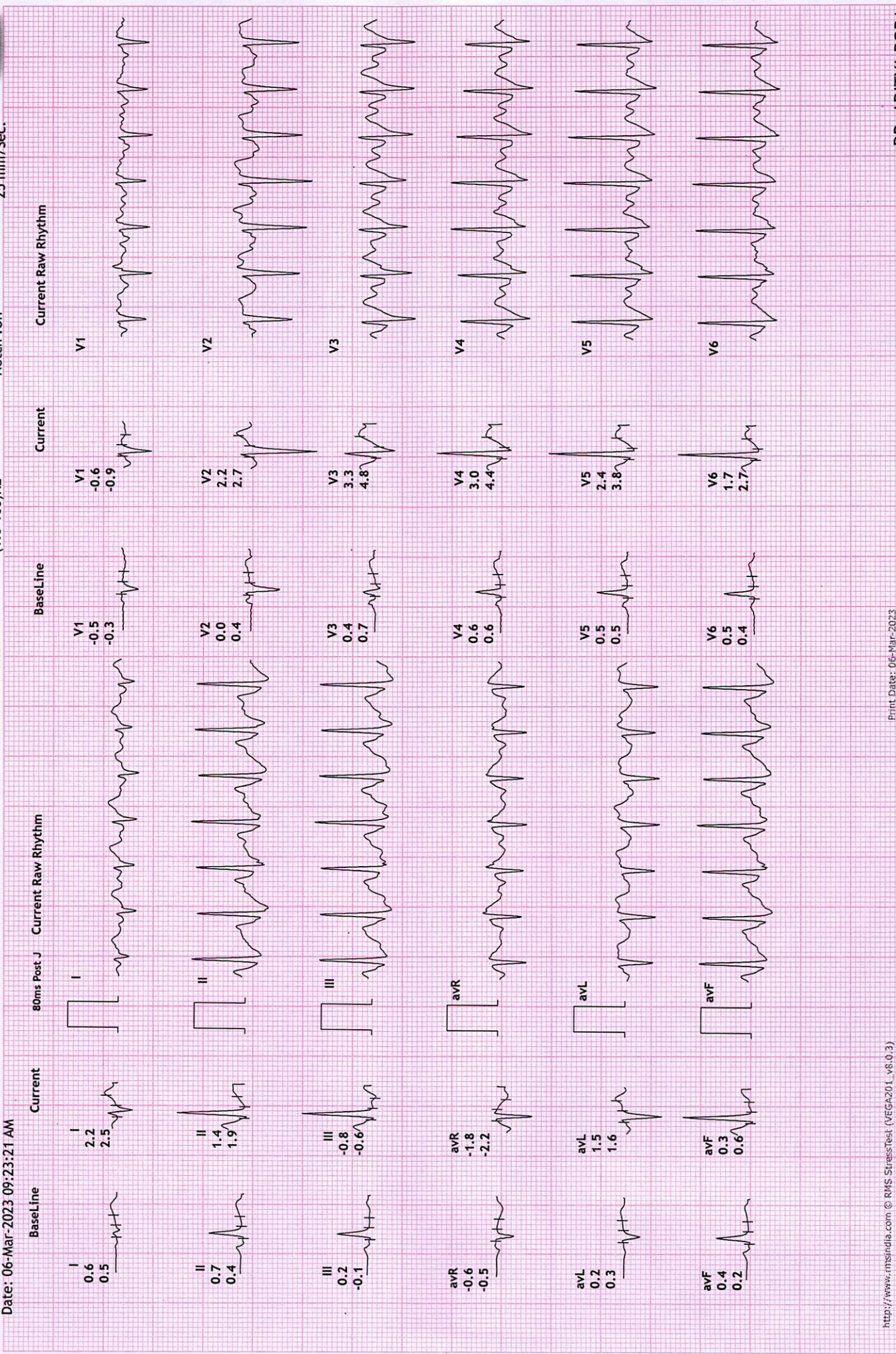
HR: 165 bpm
METS: 7.0
BP: 120/80

Raw ECG
BRUCE
(1.0-100)Hz

Ex Time 06:00
BLC :On
Notch :On

Stage 2 (03:00
10.0 mm/mV
25 mm/Sec.

Date: 06-Mar-2023 09:23:21 AM



REVIVAL DIAGNOSTICS

4TH FLOOR, AQUA CORRIDOE, NEAR STAR BAZAR, ADAJAN- 395009, SURAT

6403/AKHIL CHAUHAN

31 Yrs/Male

76 Kg/179 Cms

Date: 06-Mar-2023 09:23:21 AM

HR: 162 bpm

METS: 7.2

BP: 150/90

MPHR: 85% of 189

Speed: 5.5 kmph

Grade: 14.0%

12 Lead + Comparison

Raw ECG

BRUCE

(1.0-100)Hz

Ex Time 06:09

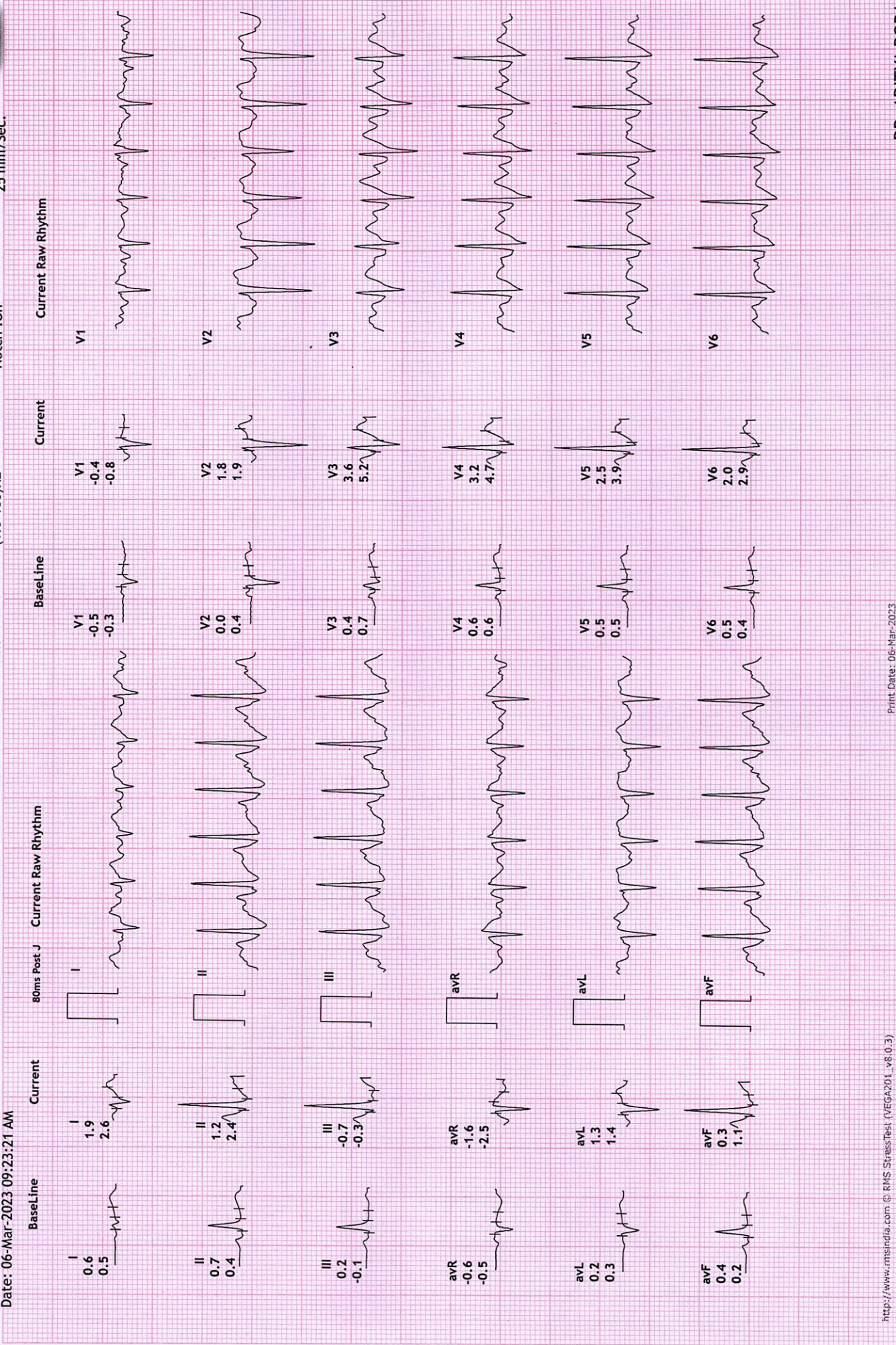
BLC :On

Notch :On

PeakEx

10.0 mm/mV

25 mm/Sec.



12 Lead + Comparison

REVIVAL DIAGNOSTICS

4TH FLOOR, AQUA CORRIDOE, NEAR STAR BAZAR, ADAJAN- 395009, SURAT

6403/AKHIL CHAUHAN
31 Yrs/Male
76 Kg/179 Cms

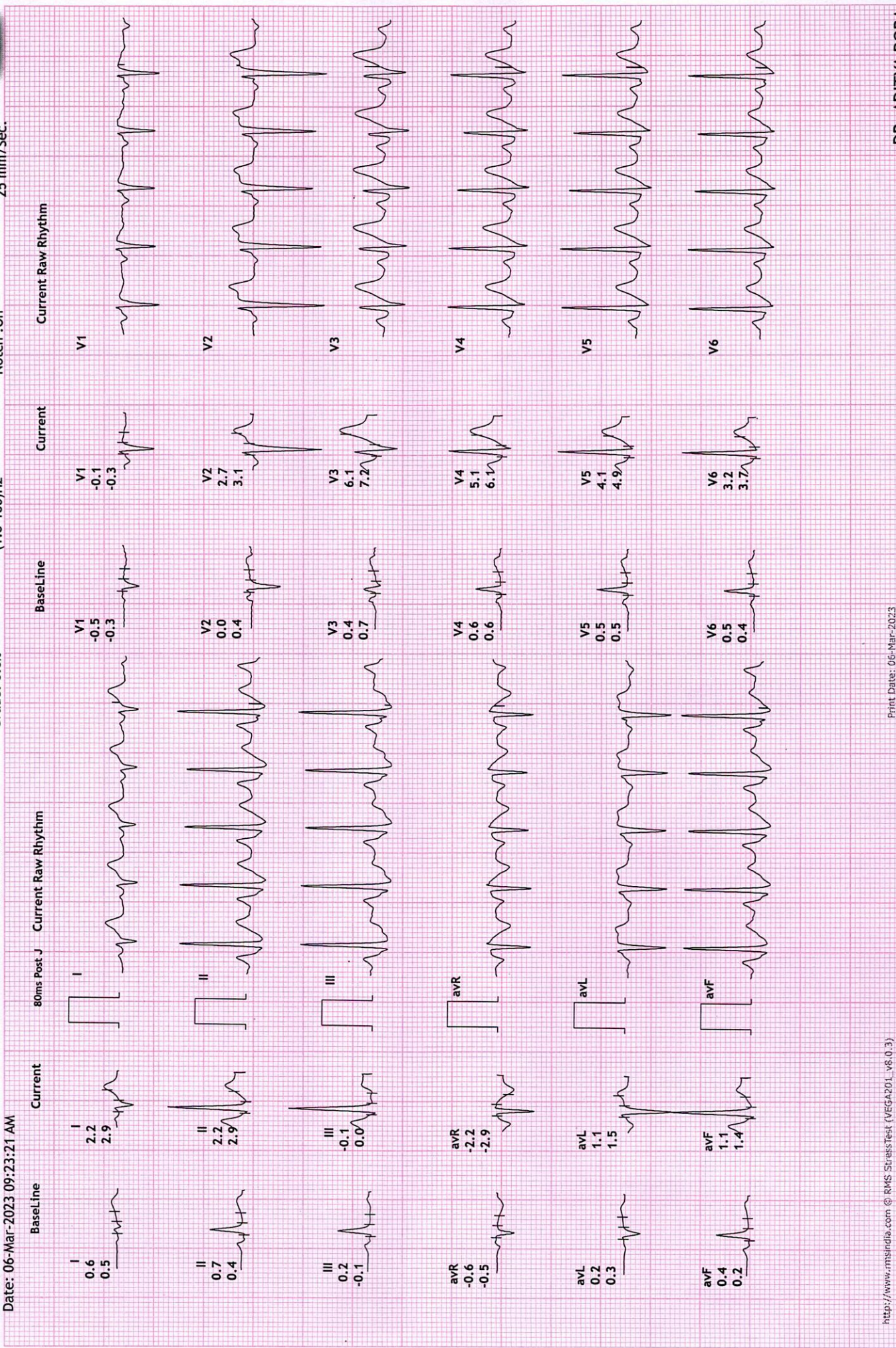
MPHR: 70% of 189
Speed: 0.0 kmph
Grade: 0.0%

Raw ECG
BRUCE
(1.0-100)HZ

Ex Time 06:09
BLC :On
Notch :On

Recovery : (01:56)
10.0 mm/mV
25 mm/Sec.

Date: 06-Mar-2023 09:23:21 AM



12 Lead + Comparison

REVIVAL DIAGNOSTICS

4TH FLOOR, AQUA CORRIDOE, NEAR STAR BAZAR, ADAJAN- 395009, SURAT

6403/AKHIL CHAUHAN
31 Yrs/Male
76 Kg/179 Cms

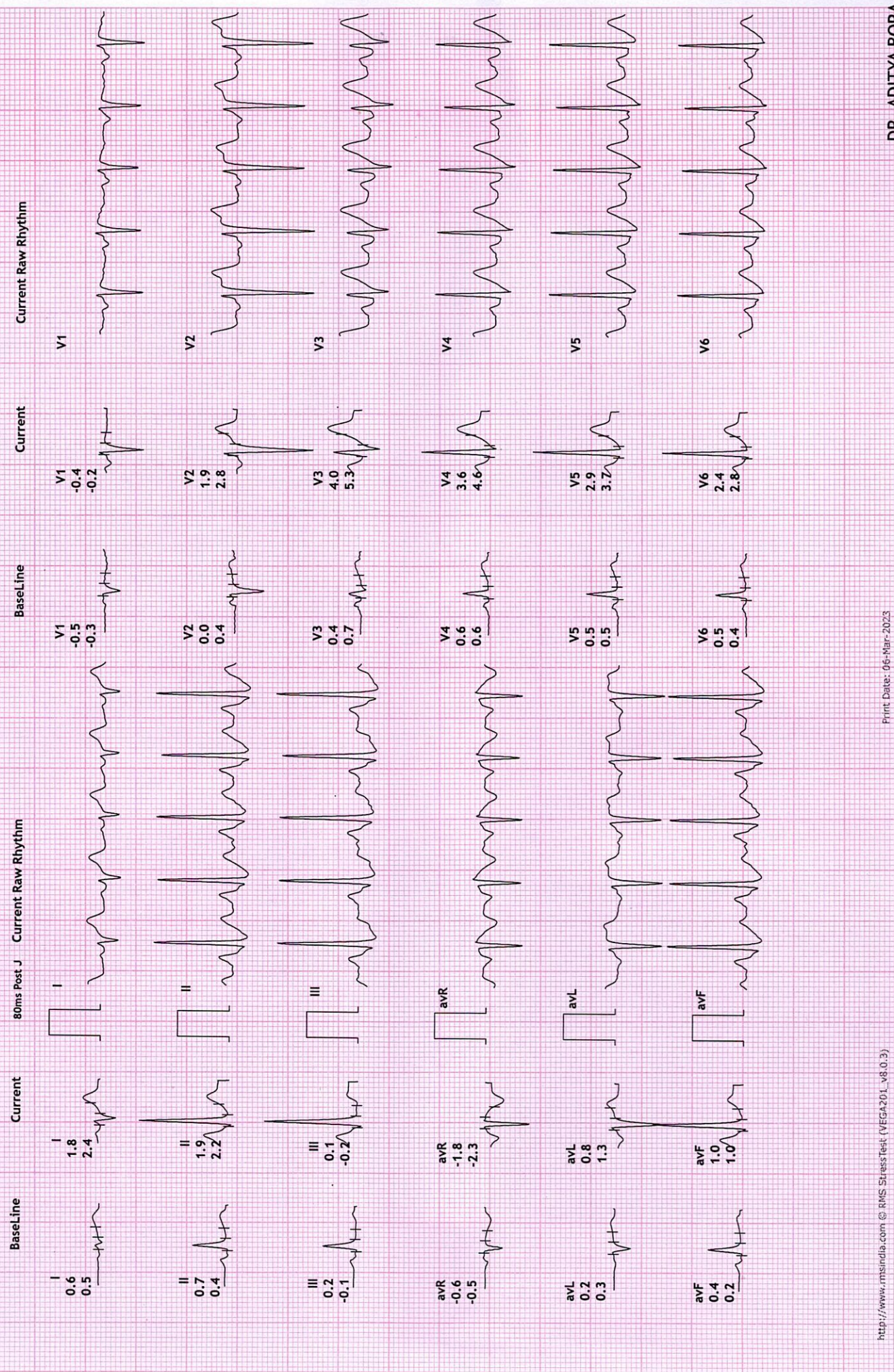
HR: 119 bpm
METS: 1.0
BP: 140/90

Raw ECG
BRUCE
(1.0-100)Hz

Ex Time 06:09
BLC :On
Notch :On

Recovery : (02:00)JMS
10.0 mm/mv
25 mm/Sec.

Date: 06-Mar-2023 09:23:21 AM



12 Lead + Comparison

REVIVAL DIAGNOSTICS

4TH FLOOR, AQUA CORRIDOE, NEAR STAR BAZAR, ADAJAN- 395009, SURAT

6403/AKHIL CHAUHAN
31 Yrs/Male
76 Kg/179 Cms

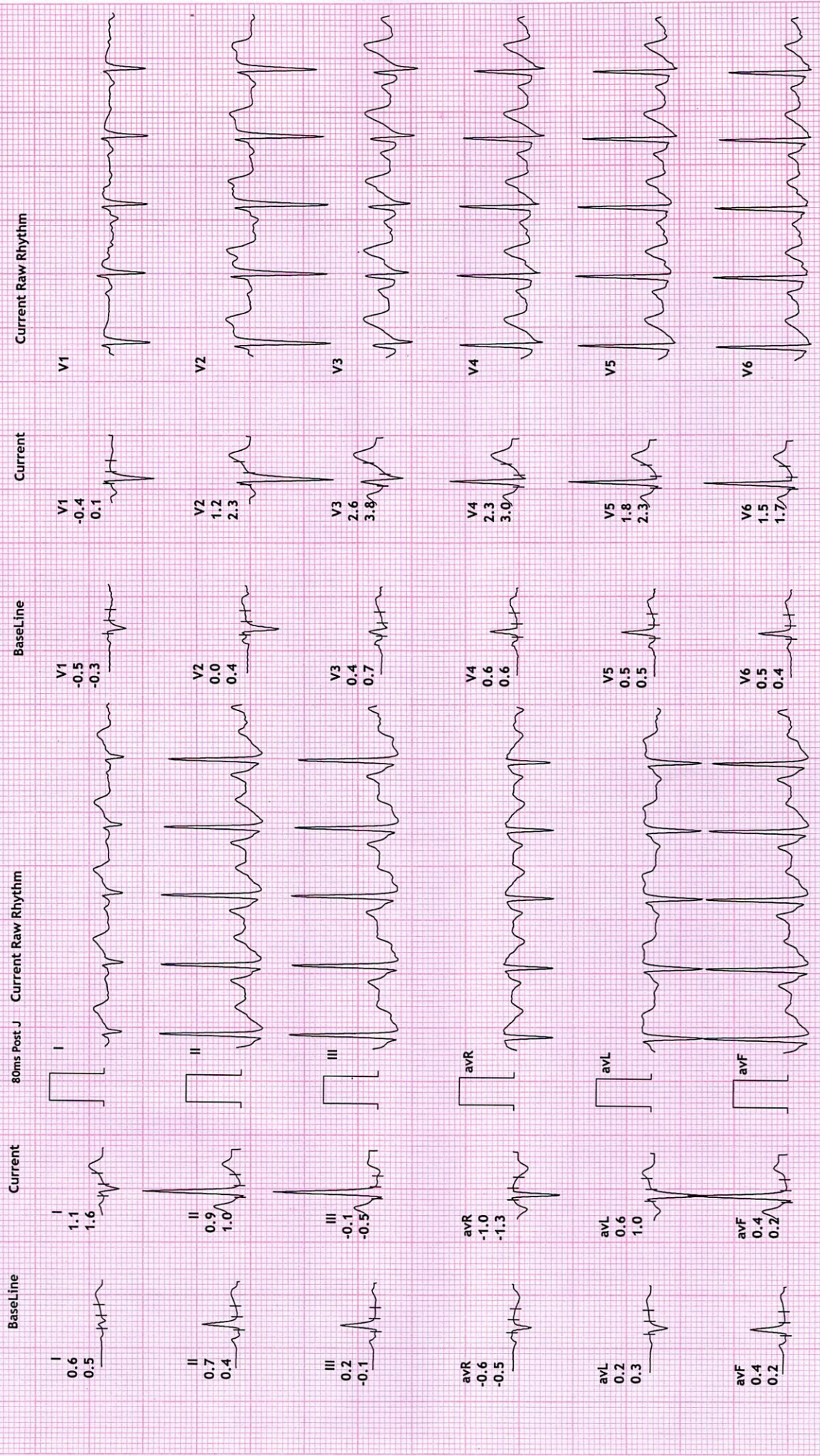
HR: 123 bpm
METS: 1.0
BP: 130/90

Raw ECG
BRUCE
(1.0-100)Hz

Ex Time 06:09
BLC :On
Notch :On

Recovery : (03:00)
10.0 mm/mV
25 mm/Sec.

Date: 06-Mar-2023 09:23:21 AM





NAME : AKHIL CHAUHAN
AGE: 31 YRS / MALE
REF BY: MEDI WHEEL



Name	AKHIL CHAUHAN	Age/Gender	31Yrs/Male
Reg No.	2122/23	Receipt No	6489
Referred By	BOB - MEDI WHEEL(PKG10000240)	Mode of Payment	CREDIT
Collection Type	CENTER	Collection DateTime	06-Mar-2023 08:46 AM

CHEST RADIOGRAPH (PA VIEW)

- Hilar shadows are within normal limits.
- Pulmonary vasculature appears normal.
- Cardiac appears normal in size.
- Both dome of the diaphragm are smooth.
- Both costophrenic recesses are clear.
- Both lung fields appear normal.
- Visualized bones and soft tissue shadows appear normal.

IMPRESSION: NORMAL STUDY.

DR. CHIRAG K PATEL
RADIOLOGIST

REVIVAL
DIAGNOSTICS

Dr. Chirag K. Patel
MBBS-DMPD
Reg. No. G-23509
Signature
Revival Diagnostics
4th Floor, Aqua Corridor,
Nr. Star Bazar, Hazira Main Road,
Adajan, Surat-395009.
Mo. 97266 726683



0261 2747788, 9825947712



4TH Floor, Aqua Corridor, Hazira Road, Adajan Pal, Surat-395009.



revivaldiagnostics.surat@gmail.com



www.revivaldiagnostics.com



Name	AKHIL CHAUHAN	Age/Gender	31Yrs/Male
Reg No.	2122/23	Receipt No	6489
Referred By	BOB - MEDI WHEEL(PKG10000240)	Mode of Payment	CREDIT
Collection Type	CENTER	Collection DateTime	06-Mar-2023 08:46 AM

USG OF ABDOMEN & PELVIS

LIVER:

Liver is normal in size and echotexture.
No evidence of focal SOL or dilatation of IHBR seen.
Portahepatis appear normal.

GALLBLADDER:

Gallbladder appeared normal. No calculus or mass lesion seen.

PANCREAS:

Pancreas appears normal in size and echotexture.
No focal lesion, mass or pancreatitis.

SPLEEN:

Spleen appears normal in size and echotexture.

PARAAORTIC REGION:

Aorta grossly appears normal.
No paraaortic lymphnodes seen.

KIDNEYS:

left renal 44 x 40 mm lower pole exophytic cyst.

Both kidneys appear normal in size, shape and in position.
Cortex and collecting system of both kidneys appears normal.
No evidence of calculus or obstructive uropathy on either side.

URINARY BLADDER:

Bladder appears normal. No calculus or mass lesion is seen.

PROSTATE:

Prostate appears normal in size and echotexture.
No evidence of free fluid in pelvis.

COMMENTS: Normal USG Abdoman and pelvis

Dr. Chirag K. Patel

MBBS-DMPD

Reg. No. G-23509

Revival Diagnostic

4th Floor, Aqua Corridor,
Nr. Star Bazar, Hazira Main Road,
Adajan, Surat-395009.

Mo. 97266 726683



0261 2747788, 9825947712



4th Floor, Aqua Corridor, Hazira Road, Adajan Pal, Surat-395009.



revivaldiagnostics.surat@gmail.com



www.revivaldiagnostics.com