



Date: 23/04/22  
 Patient's Name: MHA  
 Retd. By Dr.: R. Arora  
 S. No.:  
 Age/Sec.: 501 yrs/f  
 I.P.D. No.: 412204

## ECHO REPORT

### 2D ECHO

> Mitral Valve: Normal  
 > Aortic Aortic Valve: N  
 > Tricuspid Valve: N  
 > Pulmonary Valve: N

### ZD RWMA

> RWMA (regional wall motion abnormality at rest): N

### COLD DOPPLER

> Significant Valvular Stenosis / regurgitation: N

### COMMENTS AND SUMMARY

> All Cardiac chambers of size and shape: N  
 > dilatation or hypertrophy: N

> RWMA (Regional Wall Motion Abnormality) at rest: N

> Cloth / Vegetation / Pericardial effusion: N

> LV Systolic function: N

> significant Valvular Stenosis / regurgitation: N

### FINAL IMPRESSION


> EF at rest: 60%

Dr. Rakesh Kumar Arora  
 CONSULTANT CARDIOLOGY  
 SIGNATURE

Dr. Rakesh Kumar Arora  
 MBBS, MD, DM (Cardiology)  
 Reg No. DMC - 16398  
 Consultant - Cardiology  
 Park Hospital, Faridabad

Gurgaon : Q Block, South City-II, Sohna Road, Sector - 47, Gurugram-122002, (Haryana)  
 Faridabad : J-Block, Sector - 10, Near Court, Faridabad - 121004, (Haryana)  
 (This is only professional opinion and not the diagnosis. Please correlate clinically.)  
 • Helpline : 0124-4900000  
 • Helpline : 0129-4200000

DR. BINOD KR. CHAUDHARY MBBS, MD  
 DR. SAKET RUPRAMKA MBBS, MD  
 DR. NITIN KUMAR MBBS, MD  
 CONSULTANT RADIOLOGIST CONSULTANT RADIOLOGIST  
 CONSULTANT RADIOLOGIST



**TO BE CORRELATED CLINICALLY.**

**IMPRESSION: USG WHOLE ABDOMEN REVEALS NO OBVIOUS ABNORMALITY.**

No free fluid is seen in peritoneal cavity.  
 No evidence of obvious retroperitoneal or mesenteric lymphadenopathy is seen.

**BILATERAL OVARIES** are normal in size and echotexture. No adnexal mass lesion seen.

**UTERUS**: The uterus is normal in size, shape and echopattern.

evidence of calculus is seen. No evidence of mass or diverticulum is noted.

**URINARY BLADDER**: The urinary bladder is well distended. Wall thickness within normal limits. No

differentiation is maintained. There is no evidence of obvious calculus or hydronephrosis seen.

**BILATERAL KIDNEYS**: The bilateral kidneys are normal in size and echotexture. Cortico-medullary

**PANCREAS**: The pancreas is normal in size, shape, contours and echotexture.

**SPLEEN**: The spleen is normal in size and shape. Its echotexture is homogeneous. No evidence of focal lesion is noted.

**BILE DUCT**: The common bile duct is normal in caliber. No evidence of calculus is noted in common bile duct.

**GALL BLADDER**: The gall bladder is well distended. No evidence any calculus or mass seen. GB wall thickness within normal limits. No evidence of pericholecystic fluid is seen.

**LIVER**: The liver is normal in size, shape and echotexture. No evidence of any focal lesion. IHR is not dilated.

**USG WHOLE ABDOMEN**

**ULTRA SOUND TEST REPORT**

Regdt/Regtm	:	23/04/2022	Payer Name	:	MEDIWHEEL
Consultant Nm	:	CONSULTANT	Patient's Phone	:	9069321236
Unit name	:	Dr. CONSULTANT	Report Date/Time	:	23/04/2022
Age/ Sex	:	30 Years Female	Req No	:	412204
Patient Name	:	Mrs. MAYA	IP/OP No	:	



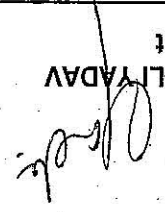
(This is only professional opinion and not the diagnosis, Please correlate clinically)

H=High L=Low P=Panic

Test	Results	Units	Reference Interval
CBC			
HAEMOGLOBIN	11.0	gm/dl	11.5 - 16
PCV	34.2	%	36 - 46
TOTAL RBC COUNT	4.18	Millions/cumm	3.5 - 5.5
MCV	81.9	fl	76 - 90
MCH	26.3	pg	27 - 32
MCHC	32.2	gm/dl	30 - 32
RDW	15.3	%	11 - 14
TLC	6940	cell/cumm	4000 - 11000
NEUTROPHILS	63	%	40 - 75
LYMPHOCTES	29	%	20 - 45
MONOCYTES	06	%	2 - 10
EOSINOPHIL	02	%	1 - 4
BASOPHIL	00	%	0 - 1
PLATELET COUNT	3.05	lac/cmm	1.5 - 4.5

-----End of Report-----

Pathologist  
Dr. VAISHALI YADAV



Lab Incharge

Page 1 of 1

Dr. PARDIP KUMAR  
MICROBIOLOGIST

SAMAY

LAB SERVICES - HAEMATOLOGY  
TEST REPORT

Name : Mrs. MAYA  
Age / Gender : 30 Years Female  
Referred By : CONSULTANT  
Station : Direct  
Date of Collection : 23-APR-22 09:22  
Ward :  
Reporting Date : 23-Apr-2022 12:15:21PM  
UHID Number :  
Payer Name : MEDIWHEEL  
Requisition No. : 412204



(This is only professional opinion and not the diagnosis, Please correlate clinically)

H=High L=Low P=Panic

Dr. VAISHALI YADAV  
 Pathologist

Lab Incharge

Page 1 of 1

DR.PARDIP KUMAR  
 MICROBIOLOGIST

SAMAY

-----End of Report-----

Test	Results	Units	Reference Interval
BLOOD GROUPING AND RH FACTOR	"O" POSITIVE		
BLOOD GROUP ABO Rh			

LAB SERVICES - HAEMATOLOGY  
 TEST REPORT

Name	Mrs.MAYA	Requisition No.	412204
Age / Gender	30 Years Female	UHID Number	
Referred By	CONSULTANT	Reporting Date	23-Apr-2022 03:13:49PM
Station	Direct	Payer Name	MEDIWHEEL
Date of Collection	23-APR-22 09:22	Ward	





Name : Mrs. MAYA  
 Age / Gender : 30 Years Female  
 Referred By : CONSULTANT  
 Station : Direct  
 Date of Collection : 23-APR-22 09:22  
 Ward :  
 Requisition No. : 412204  
 UHID Number :  
 Reporting Date : 23-Apr-2022  
 Payer Name : MEDIWHEEL  
 12:01:19PM

LAB SERVICES - BIOCHEMISTRY  
 TEST REPORT

KFT (RENAL PROFILE)

Test	Results	Units	Reference Interval
BLOOD UREA	23.0	mg/dl	10 - 50
Creatinine	0.8	mg/dl	0.4 - 1.3
SERUM URIC ACID	3.8	mg/dl	3.5 - 7
SERUM SODIUM	136.0	mmol/l	130 - 148
S.POTASSIUM	4.0	mmol/l	3.4 - 5.6
SERUM CHLORIDE	106.0	mmol/L	96 - 106

-----End of Report-----

Pathologist  
**DR. VAISHALI YADAV**  
*[Signature]*

Lab Incharge  
**DR. PARDIP KUMAR**  
 MICROBIOLOGIST

Page 1 of 1

SAMAY

(This is only professional opinion and not the diagnosis, Please correlate clinically)

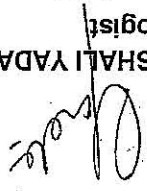
J-Block, Sector-10, Near Court, Faridabad - 121004, Haryana  
 Tel.: 0129-4200000 E-mail : parkfaridabad@gmail.com

PARK GROUP OF HOSPITALS : West Delhi • South Delhi • Gurgaon • Karnal • Panipat • Hodal • Ambala • Behror

H=High L=Low P=Panic

(This is only professional opinion and not the diagnosis, Please correlate clinically)

H= High L=Low P=Panic

Pathologist  
**DR. VAISHALI YADAV**  
  
 Lab Incharge  
**DR. PARDIP KUMAR**  
 MICROBIOLOGIST  
 Page 1 of 1  
 SAMAY

-----End of Report-----

Test	Results	Units	Reference Interval
BILIRUBIN TOTAL	0.4	mg/dl	0.2 -- 1.2
BILIRUBIN DIRECT	0.2	mg/dl	0 -- 0.3
BILIRUBIN INDIRECT	0.2	mg/dl	0 -- 0.9
S.G.O.T	30.0	IU/L	0 -- 40
S.G.P.T	30.0	IU/L	0 -- 40
Alkaline Phosphatase	82.0	U/L	53 -- 128
Total Protein	7.0	gm/dL	6.4 -- 8.3
ALBUMIN	4.0	gm/dl	3.5 -- 5.2
GLOBULIN	3.0	gm/dl	1.5 -- 3.6
A/G Ratio	1.3		0.9 -- 2.0

LFT (LIVER FUNCTION TEST)

LAB SERVICES - HAEMATOLOGY  
 TEST REPORT

Name	: Mrs.MAYA	Requisition No.	: 412204
Age / Gender	: 30 Years Female	UHID Number	:
Referred By	: CONSULTANT	Reporting Date	: 23-Apr-2022 12:01:46PM
Station	: Direct	Payer Name	: MEDIWHEEL
Date of Collection	: 23-APR-22 09:22	Ward	:



(This is only professional opinion and not the diagnosis, Please correlate clinically)

H= High L=Low P=Panic

Pathologist  
**DR. VAISHALI YADAV**  
*(Signature)*

Lab Incharge

Page 1 of 1

DR. PARDIP KUMAR  
 MICROBIOLOGIST

SAMAY

-----End of Report-----

Test	Results	Units	Reference Interval
CHOLESTROL	205.11	mg/dl	120 -- 200
TRIGLYCERIDES	185.47	mg/dl	30 -- 160
HDL-CHOL.	48.19	mg/dl	35.5 -- 80.0
VLDL-CHOL	37.09	mg/dl	10 -- 40
LDL - CHOLESTEROL	119.83	mg/dl	0 -- 130
Total Cholesterol/HDL Ratio	4.26		0 -- 4.5


LAB SERVICES - BIOCHEMISTRY  
 TEST REPORT

Name	: Mrs.MAYA
Age / Gender	: 30 Years Female
Referred By	: CONSULTANT
Station	: Direct
Date of Collection	: 23-APR-22 09:22
Ward	:
Payer Name	: MEDIWHEEL
Reporting Date	: 23-Apr-2022
UHD Number	:
Requisition No.	: 412204
	: 12:19:03PM



(This is only professional opinion and not the diagnosis, Please correlate clinically)

H=High L=Low F=Panic

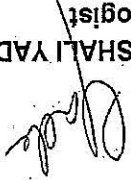
Pathologist DR. VAISHALI YADAV 		Lab Incharge DR. PARDIP KUMAR MICROBIOLOGIST		SAMAY	
Page 1 of 1					
-----End of Report-----					
<b>LAB SERVICES - BIOCHEMISTRY</b>					
<b>TEST REPORT</b>					
<b>BLOOD SUGAR FASTING</b>					
Test	Results	Units	Reference Interval		
BLOOD SUGAR FASTING	83.99	mg/dl	70 -- 110		
Name	Mrs. MAYA	Requisition No.	412204		
Age / Gender	30 Years Female	UHID Number			
Referred By	CONSULTANT	Reporting Date	23-Apr-2022	12:00:44PM	
Station	Direct	Payer Name	MEDIWHEEL		
Date of Collection	23-APR-22 09:22	Ward			





(This is only professional opinion and not the diagnosis, Please correlate clinically)

H= High L=Low P=Panic

Dr. VAISHALI YADAV Pathologist 		Lab Incharge Dr. PARDIP KUMAR MICROBIOLOGIST		SAMAY	
Page 1 of 1					
-----End of Report-----					
RANGE FOR HBA1C Non Diabetic: 4.2-6.2 Good Control: 6.2-8.0 Fair Control: 8.0-9.0 Action Suggested: > 9.0					
GLYCOSYLATED HAEMOGLOBIN					
Test	Results	Units	Reference Interval		
HBA1C	5.0	%	< -- 6.0		
LAB SERVICES - HAEMATOLOGY TEST REPORT					
Name	Mrs. MAYA	Requisition No.	412204		
Age / Gender	30 Years Female	UHID Number			
Referred By	CONSULTANT	Reporting Date	23-Apr-2022	10:41:34PM	
Station	Direct	Payer Name	MEDIWHEEL		
Date of Collection	23-APR-22 09:22	Ward			






J-Block, Sector-10, Near Court, Faridabad - 121004, Haryana  
 Tel.: 0129-4200000 E-mail: parkfaridabad@gmail.com

(This is only professional opinion and not the diagnosis, Please correlate clinically)

DR. PARDIP KUMAR  
 MICROBIOLOGIST

DR. VAISHALI YADAV  
 PATHOLOGIST



End of report

**Impression :**  
 -Negative for squamous intraepithelial lesion or malignancy.  
 -Inflammation with associated reactive cellular changes.

**RESULT**  
 Squamous cell population:  
 Superficial -present.  
 Intermediate -present.  
 Parabasal -occasional present.  
 Inflammation -Mild.  
 Atypical cells -Not present.  
 Background bacterial flora - Maintained.

**SPECIMEN ADEQUACY:** Satisfactory for evaluation. Transformation zone is absent.

**CYTOLOGY NO:** C/2610/2022  
**SPECIMEN TYPE:** PAP SMEAR

PAP SMEAR REPORT

**INVESTIGATION RESULTS REFERENCE / UNITS**

Investigation	RESULTS	REFERENCE / UNITS
Doctor Name	CONSULTANT	Room No
Report Date	24/04/2022 11:48 AM	Floor Name
Sample Date	23/04/2022 09:22 AM	Ref. No. 412204
Ref. By/Company	MEDIWHEEL	IP Bill No./Bed No.
Requisition Type	OPD	Ct. No.
Patient Name	Mrs. MAYA	Age 30 Years / Female



Gurgaon : Q Block, South City-II, Sohna Road, Sector - 47, Gurugram-122002, (Haryana)  
 Faridabad : J-Block, Sector - 10, Near Court, Faridabad - 121004, (Haryana)  
 • Helpline : 0124-4900000  
 • Helpline : 0129-4200000

(This is only professional opinion and not the diagnosis. Please correlate clinically.)

DR. BINOD K.R. CHAUDHARY  
 M.B.B.S, MD  
 CONSULTANT RADIOLOGIST

DR. SAKET KUPRAMKA  
 M.B.B.S, MD  
 CONSULTANT RADIOLOGIST

DR. NITIN KUMAR  
 M.B.B.S, MD  
 CONSULTANT RADIOLOGIST

To be correlated clinically

The domes of the diaphragms are normal in position, and show smooth outline.

The cardiac size is normal for patient age and view.

The heart and trachea are central in position and no mediastinal abnormality is visible.

Both hila are normal in size, have equal density and bear normal relationship.

The pleural spaces are normal.

Fibro-calcific opacities are seen in bilateral upper zone regions-----Old healed infective / tubercular changes.

**X-RAY CHEST P.A. VIEW**

**X-RAY TEST REPORT**

Patient Name	Mrs. MAYA	IP/OP No	:	
Age/ Sex	30 Years Female	Req No	:	412204
Unit name	DR. CONSULTANT	Report Date/Time	:	23/04/2022
Consultant Nm	CONSULTANT	Patient's Phone	:	9069321236
Reqdt/Reqtm	23/04/2022	Payer Name	:	MEDIWHEEL





12 Lead + Comparison

**PARK HOSPITAL**  
**J BLOCK SEC-10, FARIDABAD**  
 412204/mrs. MAYA  
 30 Yrs/Female  
 48-Kg/160-Cms  
 Date: 23-Apr-2022 10:19:52 AM

