



D-6/12B, International Trade Centre, Kalash Nagar, Majura Gate, Surat, Gujarat 395001, India

Surat  
Gujarat  
India



27°C  
81°F

2023-08-12(Sat) 07:56(am)



भारत सरकार

Government of India



सरिता सिंह  
Santia Singh

जन्म वर्ष / Year of Birth : 1977  
महिला / Female



7057 6637 3859

आधार - आम आदमी का अधिकार



भारतीय विशिष्ट पहचान प्राधिकरण

Unique Identification Authority of India

पता: W/O: संजीव कुमार, एस बी  
भाई बैंक (दुलारपुर) पास, नयानगर,  
नयानगर, बेगुसराई, बिहार, 851133

Address: W/O: Sanjeev Kumar, Near s bi  
bank (dularpur), Nayanagar, Nayanagar,  
Begusarai, Bihar, 851133

7057 6637 3859



1947  
1800 300 1947



help@uidai.gov.in

www

www.uidai.gov.in




Name	SARITA SINGH	Age/Gender	45Yrs/Female
Reg No.	8753/23	Receipt No	5273
Referred By	Bank of Baroda (BOB) - MEDI WHEEL(PKG10000243)	Mode of Payment	CREDIT
Collection Type	CENTER	Collection DateTime	12-Aug-2023 09:10 AM

**PAP SMEAR** - 120823173 Released at 16-Aug-2023 01:44 PM

Parameter	Result	Biological Ref.Range	Method
-Pap Smear Report	<p><b>PAP SMEAR:</b></p> <p><b>Specimen</b> Two unstained slides received for pap smear evaluation</p> <p><b>Gross description</b> Received two unstained slides for pap smear examination.Papanicolou stain done.</p> <p><b>Microscopic Description</b> Smears are satisfactory for cellularity. Endocervical cells/ Transformation zone squamous metaplastic cells seen. There is presence of many sheets&amp; singly scattered superficial and intermediate cells seen. No parasites/fungi. No evidence of intraepithelial lesion or malignancy.</p> <p><b>Diagnosis</b> PAP smear- Negative for intraepithelial lesion malignancy – NILM. <b>SEVERE INFLAMMATION.</b> <b>ATROPHIC VAGINITIS</b> (The Bethesda system for the reporting of cervical cytology-2014). Note-The pap test is a screening procedure to aid in the detection of cervical cancer and its precursors</p>		

## Revival Diagnostics

401-Aqua Corridor,  
Beside Star Bazar, Adajan,  
Surat-395009. Mo. 9825947717

  
Dr. Shivangi Gandhi  
M.B.B.S, M.D (Pathology)

Laboratory Test Result are Subject to technical limitation and should be clinically correlate for final diagnosis

4th Floor, Aqua Corridor, Hazira Road, Adajan Pal, Surat-395009.

0261 2747788, 9825947712 revivaldiagnostics.surat@gmail.com www.revivaldiagnostics.com

This medical report is not intended for medico-legal purposes.



SIB  
P6 Disha

Sarita

12/8/23

BP → 120/80 mmHg  
clo -

LMP → Menopause  
x 1 1/2 yrs

OLK 3 FTND  $\left\{ \begin{array}{l} \text{♀} \\ \text{♀} \end{array} \right.$   
or

TZ not done

K/C/O Asthma

OLE UT → MAD

Ovaries  
BLV not seen  
properly

plv (n) ante vested UT

**Revival Diagnostic**

401, Aqua Corridor,  
B/s. Star Bazar, Surat-395009  
Mo. 91062-28601

Laboratory Test Result are Subject to technical limitation and should be clinically correlate for final diagnosis

4th Floor, Aqua Corridor, Hazira Road, Adajan Pal, Surat-395009.

☎ 0261 2747788, 9825947712 ✉ revivaldiagnostics.surat@gmail.com 🌐 www.revivaldiagnostics.com

This medical report is not intended for medico-legal purposes.

Sarita Singh

# REVIVAL DIAGNOSTICS



## HEALTH CHECK-UP SUMMARY

Name : Sarita Singh

Date: 12/08/22

Email ID :

Sex : F Age : 45 Years Contact No: 9990786571

Remarks :	
Under-weight	<input type="checkbox"/>
Normal	<input checked="" type="checkbox"/>
Over-weight	<input type="checkbox"/>

i> BMI

Height (in Cm) : 155 Weight (in Kg) : 57 BMI: 23.7

ii> Blood Pressure & Pulse

150/90 mm/hg  
80/min

If high or low, whether the person is on medication : YES /  NO

iii> Blood Tests & Lung Function Remarks

RE - Bronchi present  
CVS } @  
CVS }

If abnormal, whether the person is on medication : YES /  NO

iv> Eye Test Remarks

Eye Test :  RA 6/9  LT 6/9 with speed  
Color Vision:  2

v> Heart Disease

Whether any specific heart ailment detected (ECG findings) :  
normal

vi> Any other problems needing attention / Overall Assessment :

Asthma, last 25 yrs.

Dr. Chirag Patel  
M.B.B.S. 9719432

Signature of the Doctor  
**Revival Diagnostic**  
401, Aqua Corridor,  
B/s. Star Bazar, Surat-395009  
Mo. 91062-28601

Laboratory Test Result are Subject to technical limitation and should be clinically correlate for final diagnosis



NAME: Savitri Singh SEX: F  
BIRTHDATE: 25/12/1977 AGE: 45

## DEPARTMENT OF OPHTHALMOLOGY

### EYE TEST:

#### 1. VISION:

RIGHT EYE - 6/9  
LEFT EYE - 6/9  
*with specs*

#### 2. COLOR VISION:

RIGHT EYE - ③  
LEFT EYE - ③

#### 3. FUNDUS:

RIGHT EYE - ③  
LEFT EYE - ③

### REMARKS:

**Revival Diagnostic**  
401, Aqua Corridor,  
B/s. Star Bazar, Surat-395009  
MO. 94852-28601  
Ophthalmologist/Optometrist

Laboratory Test Result are Subject to technical limitation and should be clinically correlate for final diagnosis

4th Floor, Aqua Corridor, Hazira Road, Adajan Pal, Surat-395009.

☎ 0261 2747788, 9825947712    ✉ revivaldiagnostics.surat@gmail.com    🌐 www.revivaldiagnostics.com

This medical report is not intended for medico-legal purposes.



Dental Assessment Form

NAME Saurto Singh  
AGE 45

DATE 12/08/23  
SEX F

\* CHIEF COMPLAINT

- A CLINICAL FEATURES :- normal
- 1 CAVIES :- NO  
2 MISSING TOOTH :- NO  
3 MALOCCLUSION :- (P) Upper start molar  
4 FILLING :- NO
- B DIAGNOSIS :- normal
- C PERSONAL HISTORY :- Average
- D PROVISIONAL D/G :- (2)
- E MEDICAL HISTORY :- NO
- F FINAL D/G :- normal
- G TREATMENT PLAN :- NO

CLINT SIGN

**Revival Diagnostic**  
401, Aqua Corridor,  
D/G. Star 80, 209, Surat-395009  
Mo. 91062-28601

Laboratory Test Result are Subject to technical limitation and should be clinically correlate for final diagnosis

4th Floor, Aqua Corridor, Hazira Road, Adajan Pal, Surat-395009.

☎ 0261 2747788, 9825947712 ✉ revivaldiagnostics.surat@gmail.com 🌐 www.revivaldiagnostics.com

This medical report is not intended for medico-legal purposes.





## DEPARTMENT OF ENT

Name: *Sarita Singh*  
Age: *45*

Gender: *F*  
Date: *12/05/2023*

• EAR: *(N)*  
RIGHT EAR: *(N)*  
DRUMS: *} NO*  
RINNE: *} NO*  
WEBER: *} NO*  
OTHERS (IF ANY):

LEFT EAR: *(N)*  
DRUMS: *} NO*  
RINNE: *} NO*  
WEBER: *} NO*  
OTHERS (IF ANY):

• NOSE *- NO*  
• THROAT *- NO*

REMARKS:

**Revival Diagnostic**  
401, Aqua Corridor,  
B/s. Star Bazar, Surat-395009  
Mo. 91062-28601

Laboratory Test Result are Subject to technical limitation and should be clinically correlate for final diagnosis

4th Floor, Aqua Corridor, Hazira Road, Adajan Pal, Surat-395009.

☎ 0261 2747788, 9825947712 ✉ revivaldiagnostics.surat@gmail.com 🌐 www.revivaldiagnostics.com

This medical report is not intended for medico-legal purposes.



Name	SARITA SINGH	Age/Gender	45Yrs/Female
Reg No.	8753/23	Receipt No	5273
Referred By	Bank of Baroda (BOB) - MEDI WHEEL(PKG10000243)	Mode of Payment	CREDIT
Collection Type	CENTER	Collection DateTime	12-Aug-2023 09:10 AM

### BLOOD GROUP - 120823174 Released at 12-Aug-2023 12:36 PM

Parameter	Result	Biological Ref.Range	Method
-Blood Group	"O"		
-Rh Factor	POSITIVE		

### CBC - 120823171 Released at 12-Aug-2023 01:20 PM

Parameter	Result	Biological Ref.Range	Method
-Haemoglobin	12.4 gm/dL	(12 - 16 gm/dL)	Auto
-RBC Count	4.21 mill/cumm	(4.2 - 5.4 mill/cumm)	Auto
-Total WBC Count	6400 /cumm	(4000 - 10000 /cumm)	Auto
-Platelet Count	4.20 lakh/cumm	(1.5 - 4.5 lakh/cumm)	Auto

### Blood Indices

-HCT	37.9 %	L (40 - 55 %)	Auto
-MCV	101.8 fl	H (80 - 92 fl)	Auto
-MCH	33.2 pg	H (27 - 31 pg)	Auto
-MCHC	32.7 gm/dL	- (32 - 36 gm/dL)	Auto
-RDW	12.8 %	(11 - 15 %)	Auto

### Diff WBC Count

-Polymorphs	58 %	(40 - 80 %)	Microscopically
-Lymphocytes	36 %	(20 - 40 %)	Microscopically
-Eosinophils	04 %	(1 - 6 %)	Microscopically
-Monocytes	02 %	(2 - 7 %)	Microscopically
-Basophils	00 %	(0 - 1 %)	Microscopically
-PLATELET ON SMEAR	Adequate		Microscopically
-MALARIAL PARASITES	Malarial Parasites Not Detected		Microscopically

[Test performed on Fully Automated Hematology Analyzer ERBA H-360]

**Revival Diagnostics**

401-Aqua Corridor,

Beside Star Bazar, Adajan,


Surat-395009. Mo. 9825947717

Laboratory Test Result are Subject to technical limitation and should be clinically correlate for final diagnosis

📍 4th Floor, Aqua Corridor, Hazira Road, Adajan Pal, Surat-395009.

☎ 0261 2747788, 9825947712 📧 revivaldiagnostics.surat@gmail.com 🌐 www.revivaldiagnostics.com

This medical report is not intended for medico-legal purposes.

  
Dr. Shivangi Gandhi  
M.B.B.S, M.D (Pathology)



Name	SARITA SINGH	Age/Gender	45Yrs/Female
Reg No.	8753/23	Receipt No	5273
Referred By	Bank of Baroda (BOB) - MEDI WHEEL(PKG10000243)	Mode of Payment	CREDIT
Collection Type	CENTER	Collection DateTime	12-Aug-2023 09:10 AM

ESR - 120823171 Released at 12-Aug-2023 01:22 PM

Parameter	Result	Biological Ref.Range	Method
-E.S.R	08 mm/hr	.(3 - 15 mm/hr)	



# REVIVAL DIAGNOSTICS

**Revival Diagnostics**

401-Aqua Corridor,  
Beside Star Bazar, Adajan,  
Surat-395009. Mo. 9825947712

Dr. Shivangi Gandhi  
M.B.B.S, M.D (Pathology)

Laboratory Test Result are Subject to technical limitation and should be clinically correlate for final diagnosis

📍 4th Floor, Aqua Corridor, Hazira Road, Adajan Pal, Surat-395009.

☎ 0261 2747788, 9825947712 ✉ revivaldiagnostics.surat@gmail.com 🌐 www.revivaldiagnostics.com

This medical report is not intended for medico-legal purposes.



Name	SARITA SINGH	Age/Gender	45Yrs/Female
Reg No.	8753/23	Receipt No	5273
Referred By	Bank of Baroda (BOB) - MEDI WHEEL(PKG10000243)	Mode of Payment	CREDIT
Collection Type	CENTER	Collection DateTime	12-Aug-2023 09:10 AM

### FBS & PPBS - 120823172 Released at 12-Aug-2023 01:43 PM

Parameter	Result	Biological Ref.Range	Method
-Fasting Blood Sugar (FBS)	90 mg/dL	70-100 mg/dl Impaired Tolerance:100-125 Diabetes Mellitus:>=126 (On more than one occasion) (American diabetes association guidelines 2022)	
-Fasting Urine Sugar	Absent		
-Fasting Urine Acetone	Absent		
-PPBS	117 mg/dL	(90 - 140 mg/dL)	
-PP2BS URINE SUGAR	Absent		
-PP2BS URINE ACETONE	Absent		

### HBA1C - 120823171 Released at 12-Aug-2023 01:45 PM

Parameter	Result	Biological Ref.Range	Method
-HBA1C	5.3 %	HbA1C Degree of Glucose Control <5.6 % Non Diabetics 5.7 - 6.4 % Prediabetics > =6.5 % Diabetics (REF:Wallace, 11th Edition ) REMARKS: 6 - 7 % Excellent Control 7 - 8 % Good Control 8 - 10 % Unsatisfactory Control >10 % Poor Control	Boronate Affinity
-Method[]		High Performance Liquid Chromatography (HPLC)	

**Revival Diagnostics**

401-Aqua Corridor,  
Beside Star Bazar, Adajan,  
Surat-395009. Mo. 9825947717

Dr. Shivangi Gandhi  
M.B.B.S, M.D (Pathology)

Laboratory Test Result are Subject to technical limitation and should be clinically correlate for final diagnosis



Name	SARITA SINGH	Age/Gender	45Yrs/Female
Reg No.	8753/23	Receipt No	5273
Referred By	Bank of Baroda (BOB) - MEDI WHEEL(PKG10000243)	Mode of Payment	CREDIT
Collection Type	CENTER	Collection DateTime	12-Aug-2023 09:10 AM

### LIVER FUNCTION TEST (LFT) - 120823174 Released at 12-Aug-2023 01:45 PM

Parameter	Result	Biological Ref.Range	Method
-Serum Total Bilirubin	0.5 mg/dL	(0 - 1.3 mg/dL)	Diazo
-Serum Direct Bilirubin	0.2 mg/dL	(0 - 0.4 mg/dL)	Diazo
-Serum InDirect Bilirubin	0.3 mg/dL	*(0.1 - 1.3 mg/dL)	Calculated
-Total Protein (TP)	6.5 gm/dL	(6.4 - 8.3 gm/dL)	Buret
-Albumin (ALB)	4.1 gm/dL	(3.5 - 5.2 gm/dL)	BCG
-Globulin	2.4 gm/dL	(2.3 - 3.6 gm/dL)	Calculated
-A/G Ratio	1.71 gm/dL	(1 - 2.3 gm/dL)	Calculated
-SGPT(ALT)	7 U/L	(5 - 45 U/L)	IFCC, Kinetic without Pyridoxal Phosphate
-SGOT (AST)	15 U/L	(0 - 35 U/L)	IFCC, Without Pyridoxal Phosphate
-Alkaline Phosph.	76 U/L	(42 - 128 U/L)	ALP-AMP
-GGT	12 U/L	(5 - 50 U/L)	Glupa-C

[Test performed on Fully Automated Biochemistry Analyzer ERBA EM200]

REVIVAL  
DIAGNOSTICS

## Revival Diagnostics

401-Aqua Corridor,  
Beside Star Bazar, Adajan,  
Surat-395009. Mo. 9825947712

Dr. Shivangi Gandni  
M.B.B.S, M.D (Pathology)

Laboratory Test Result are Subject to technical limitation and should be clinically correlate for final diagnosis



Name	SARITA SINGH	Age/Gender	45Yrs/Female
Reg No.	8753/23	Receipt No	5273
Referred By	Bank of Baroda (BOB) - MEDI WHEEL(PKG10000243)	Mode of Payment	CREDIT
Collection Type	CENTER	Collection DateTime	12-Aug-2023 09:10 AM

### Creatinine - 120823174 Released at 12-Aug-2023 01:45 PM

Parameter	Result	Biological Ref.Range	Method
-Creatinine	0.6 mg/dL	(0.6 - 1.14 mg/dL)	ENZYMATIC

### BUN - 120823174 Released at 12-Aug-2023 12:53 PM

Parameter	Result	Biological Ref.Range	Method
-Blood Urea Nitrogen (BUN)	8 mg/dL	(6 - 20 mg/dL)	Calculated

### Uric Acid - 120823170 Released at 12-Aug-2023 01:45 PM

Parameter	Result	Biological Ref.Range	Method
-Uric Acid	2.2 mg/dL	L (3.5 - 7.2 mg/dL)	Uricase-POD



**Revival Diagnostics**

401-Aqua Corridor,  
Beside Star Bazar, Adajan,  
Surat-395009. Mo. 9825947712

Dr. Shivangi Gandhi  
M.B.B.S, M.D (Pathology)

Laboratory Test Result are Subject to technical limitation and should be clinically correlate for final diagnosis




Name	SARITA SINGH	Age/Gender	45Yrs/Female
Reg No.	8753/23	Receipt No	5273
Referred By	Bank of Baroda (BOB) - MEDI WHEEL(PKG10000243)	Mode of Payment	CREDIT
Collection Type	CENTER	Collection DateTime	12-Aug-2023 09:10 AM

### Lipid Profile - 120823174 Released at 12-Aug-2023 01:45 PM

Parameter	Result	Biological Ref.Range	Method
-Serum Cholesterol	113 mg/dL	Desirable < 200 mg/dl Borderline High : 200-239 mg/dl High : > 240 mg/dl	CHOD-PAP
-Serum Triglyceride	63 mg/dL	Normal < 150 mg/dl Borderline High : 150 - 199 mg/dl High : 200 - 499 mg/dl Very High : 500 mg/dl	GPO-POD Method
-Serum HDLD(Direct)	41 mg/dL	Normal :> 55 mg/dl Borderline : 35-55 mg/dl Undesirable: < 35 mg/dl	PVS-PEGME Precipitation with CHOD-POD
-Serum VLDL	13 mg/dL	{5 - 30 mg/dL}	Calculated
-Serum LDLD(Direct)	59 mg/dL	Optimal:< 100 mg/dl Above Optimal : 100- 129 mg/dl Borderline High : 130-159 mg/dl High : > 160-189mg/dl Very High : >190 mg/dl	Calculated
-Chol/HDL	2.76	Low risk: <3.8 Medium Risk: 3.8 to 5.9 High Risk: > 6	Calculated
-LDL/Chol	1.90	Low risk: <3.55 Medium Risk: 3.55 to 4.0 High Risk: > 6	Calculated

[Test performed on Fully Automated Biochemistry Analyzer ERBA EM200]

**Revival Diagnostics**  
401-Aqua Corridor,  
Beside Star Bazar, Adajan,  
Surat-395009. Mo. 9825947712

  
Dr. Shivangi Gandhi  
M.B.B.S, M.D (Pathology)

Laboratory Test Result are Subject to technical limitation and should be clinically correlate for final diagnosis




Name	SARITA SINGH	Age/Gender	45Yrs/Female
Reg No.	8753/23	Receipt No	5273
Referred By	Bank of Baroda (BOB) - MEDI WHEEL(PKG10000243)	Mode of Payment	CREDIT
Collection Type	CENTER	Collection DateTime	12-Aug-2023 09:10 AM

### Urine Routine & Micro Examination - 120823176 Released at 12-Aug-2023 12:51 PM

Parameter	Result	Biological Ref.Range	Method
<b><u>Physical Examination</u></b>			
-Quantity	15		Manual
-Colour	Pale Yellow	Pale Yellow	Manual
-Appearance	Clear	Clear	Manual
-Reaction (pH)	Acidic	.	Dipstick
-Specific Gravity	1.025		Dipstick
<b><u>Chemical Examination</u></b>			
-Proteins.	Absent		Dipstick
-Sugar	Absent		Dipstick
-Acetone.	Absent		Dipstick
-Bile Salts	Absent	Absent	Dipstick
-Bile Pigments	Absent	Absent	Dipstick
-Occult Blood Test (OBT).	Negative		Dipstick
<b><u>Microscopic Examination</u></b>			
-Pus Cells	2-3		Microscopically
-Red Blood Cells	Absent		Microscopically
-Epithelial Cells	1-2		Microscopically
-Bacteria.	Absent	.	Microscopically
-Crystals	Absent	Absent	Microscopically
-Others	NIL	Absent	Microscopic Examination

**Revival Diagnostics**  
401-Aqua Corridor,  
Beside Star Bazar, Adajan,  
Surat-395009. Mo. 9825947712

  
Dr. Shivangi Gandhi  
M.B.B.S, M.D (Pathology)

Laboratory Test Result are Subject to technical limitation and should be clinically correlate for final diagnosis





Name	SARITA SINGH	Age/Gender	45Yrs/Female
Reg No.	8753/23	Receipt No	5273
Referred By	Bank of Baroda (BOB) - MEDI WHEEL(PKG10000243)	Mode of Payment	CREDIT
Collection Type	CENTER	Collection DateTime	12-Aug-2023 09:10 AM

**Total T3 T4 TSH** - 120823174 Released at 12-Aug-2023 12:59 PM

Parameter	Result	Biological Ref.Range	Method
-Total T3	1.38 ng/ml	(0.87 - 1.78 ng/ml)	Fluorescence Enzyme Immunoassay
-Total T4	9.93 ug/dl	(4.6 - 11 ug/dl)	Fluorescence Enzyme Immunoassay
-TSH	0.83 uIU/ml	0.50 - 5.50 uIU/ml 5.5 to 15 ul U/ml - Suggested Clinical co-relation or Repeat test with new sample as physiological factors can give falsely high TSH Above 15uIU/ml Hypothyroid PREGNANT WOMEN normal ranges for TSH: 1st Trimester : 0.0878 - 2.8293 uIU/ml 2nd Trimester : 0.1998 - 2.7915 uIU/ml 3rd Trimester : 0.307 - 2.9028 uIU/ml Ref: TIETZ Fundamentals of Clinical Chemistry	Fluorescence Enzyme Immunoassay

[Test performed on Fully Automated Immunology Analyzer Maglumi-600]

**Revival Diagnostics**

401-Aqua Corridor,  
Beside Star Bazar, Adajan,  
Surat-395009. Mo. 9825947717

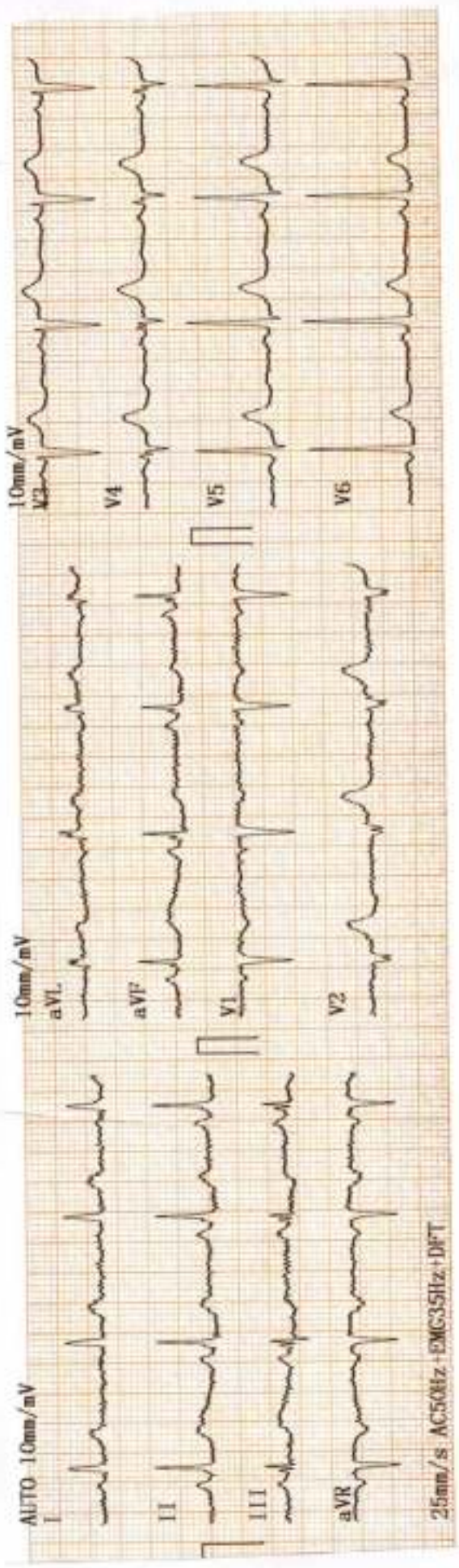
Dr. Shivangi Gandhi  
M.B.B.S, M.D (Pathology)

Laboratory Test Result are Subject to technical limitation and should be clinically correlate for final diagnosis

4th Floor, Aqua Corridor, Hazira Road, Adajan Pal, Surat-395009.

☎ 0261 2747788, 9825947712 ✉ revivaldiagnostics.surat@gmail.com 🌐 www.revivaldiagnostics.com

This medical report is not intended for medico-legal purposes.



Revival Diagnostics  
401-Agub Corridor,  
Beside Star Bazar, Adajan,  
Surat-395009, Mo. 9825947712

DR. ADITHYAN S. BORA  
MBBS, DNB, PGDCC  
PHYSICIAN & CLINICAL CARDIOLOGIST  
G-54906

# REVIVAL

## DIAGNOSTICS




Name	<b>SARITA SINGH</b>	Age/Gender	<b>45Yrs/Female</b>
Reg No.	<b>8753/23</b>	Receipt No	<b>5273</b>
Referred By	<b>Bank of Baroda (BOB) - MEDI WHEEL(PKG10000243)</b>	Mode of Payment	<b>CREDIT</b>
Collection Type	<b>CENTER</b>	Collection DateTime	<b>12-Aug-2023 08:13 AM</b>

### Ecg

1. The rhythm is sinus.
2. Heart rate is 74 beats per minute.
3. Normal P,QRS,T wave axis.
4. Normal PR,QRS,Q.T. Duration.
5. No pathological q wave or ST-T changes seen.
6. No evidence of chamber hypertrophy or enlargement seen.

**IMPRESSION : ECG WITHIN NORMAL LIMITS**

**Revival Diagnostics**  
401-Aqua Corridor,  
Beside Star Bazar, Adajan,  
Surat-395009. Mo. 9825947712

  
Signature  
**DR. ADITYA S. BORA**  
MBBS, DNB, PGDCC  
PHYSICIAN & CLINICAL CARDIOLOGIST  
G-54906

Laboratory Test Result are Subject to technical limitation and should be clinically correlate for final diagnosis

# REVIVAL

## DIAGNOSTICS



Name	SARITA SINGH	Age/Gender	45Yrs/Female
Reg No.	8753/23	Receipt No	5273
Referred By	Bank of Baroda (BOB) - MEDI WHEEL(PKG10000243)	Mode of Payment	CREDIT
Collection Type	CENTER	Collection DateTime	12-Aug-2023 08:13 AM

### 2D ECHO 2D ECHOCARDIOGRAPHY & COLOR DOPPLER REPORT

**INDICATION:** Preventive Health check up

- **CARDIAC CHAMBERS :** Left Ventricle : Normal size , Left Atrium: Normal size.
- NO e/o thrombus in LA/LV
- Right Atrium: Normal size. Right Ventricle: Normal Size,
- Normal Right Ventricular function. (TAPSE=20mm)
- Normal Left Ventricular systolic function. LVEF = 60%
- No regional wall abnormality. No thinning / scarring / dyskinesia of LV wall
- No Concentric Left Ventricular Hypertrophy. (IVSd= 09 mm),
- LV Compliance:
- NO Left Ventricular Diastolic Dysfunction [LVDD].

#### VALVES :

- Structurally Normal Mitral valve/ Aortic valve/Tricuspid valve/ Pulmonary valve .
- No significant Valvular Stenosis
- Doppler findings: AV max = 1.23 m/s, PV max = 0.91 m/s.
- Trivial MR, Trivial Tricuspid regurgitation.
- No Pulmonary Arterial Hypertension. PASP by TRjet vel.method = 24 mmHg.
- SEPTAE: IAS / IVS Appear Intact.
- IVC : Normal in dimension and shows good inspiratory 13mm collapse.
- OTHERS: No e/o Pericardial effusion / vegetation.

#### IMPRESSION:

NORMAL LV SYSTOLIC FUNCTION, LVEF= 60 %, NO RWMA,  
NO LVH , NO LVDD , NO PAH.

### Revival Diagnostics

401-Aqua Corridor,  
Beside Star Bazar, Adajan,  
Surat-395009. Mo. 9825947712

  
Signature

**DR. ADITYA S. BORA**  
MBBS, DNB, PGCC  
PHYSICIAN & CLINICAL CARDIOLOGIST  
G-54906

Laboratory Test Result are Subject to technical limitation and should be clinically correlate for final diagnosis

4th Floor, Aqua Corridor, Hazira Road, Adajan Pal, Surat-395009.

☎ 0261 2747788, 9825947712 ✉ revivaldiagnostics.surat@gmail.com 🌐 www.revivaldiagnostics.com

This medical report is not intended for medico-legal purposes.



Name	SARITA SINGH	Age/Gender	45Yrs/Female
Reg No.	8753/23	Receipt No	5273
Referred By	Bank of Baroda (BOB) - MEDI WHEEL(PKG10000243)	Mode of Payment	CREDIT
Collection Type	CENTER	Collection DateTime	12-Aug-2023 08:12 AM

### USG OF ABDOMEN & PELVIS

#### LIVER:

Liver is normal in size, shape and echotexture.  
No evidence of focal SOL or dilatation of IHBR seen.  
Portahepatis appear normal.

#### GALLBLADDER:

Gallbladder is distended and appears normal.  
No e/o calculus, mass lesion or changes of cholecystitis seen.

#### PANCREAS:

Pancreas appears normal in size, shape and echotexture.  
No e/o focal lesion, mass or changes of pancreatitis seen.

#### SPLEEN:

Spleen appears normal in size, shape and echotexture.

#### PARAAORTIC REGION:

Aorta grossly appears normal. No e/o paraaortic lymphnodes seen.

#### KIDNEYS:

Both kidneys appear normal in size, shape, position and echotexture.  
Cortex and collecting system of both kidneys appear normal.  
No evidence of calculus or obstructive uropathy on either side.

#### URINARY BLADDER:

Bladder is distended and appears normal.  
No calculus, mass lesion or changes of cystitis is seen.

#### UTERUS:

Retroverted, Normal in size, shape and echotexture with empty central uterine cavity.  
Cervix appears normal.  
No e/o focal SOL. Endometrial thickness is normal.

#### OVARIES:

Both adnexal region appear normal.  
No e/o adnexal mass lesion seen on either side.  
No evidence of free fluid seen in pelvis.

**COMMENTS: NORMAL USG ABDOMEN AND PELVIS.**

**Dr. Chirag K. Patel**

MBBS-DMPD

Reg. No. G-23509

Revival Diagnostics

4th Floor, Aqua Corridor  
Signature  
Nr. Star Bazar, Hazira Main Road,  
Adajan, Surat-395009.

Laboratory Test Result are Subject to technical limitation and should be clinically correlated for final diagnosis

4th Floor, Aqua Corridor, Hazira Road, Adajan Pal, Surat-395009.

0261 2747788, 9825947712 revivaldiagnostics.surat@gmail.com www.revivaldiagnostics.com

This medical report is not intended for medico-legal purposes.

# REVIVAL DIAGNOSTICS



Name	SARITA SINGH	Age/Gender	45Yrs/Female
Reg No.	8753/23	Receipt No	5273
Referred By	Bank of Baroda (BOB) - MEDI WHEEL(PKG10000243)	Mode of Payment	CREDIT
Collection Type	CENTER	Collection DateTime	12-Aug-2023 08:12 AM

## SONOGRAPHY OF BOTH BREASTS

**TECHNIQUE-** USG of both breast done by using 10 MHz high frequency.

### FINDINGS -

#### RT BREAST:

##### On USG

Right breast shows normal parenchymal pattern.  
No e/o skin thickening, nipple retraction, microcalcification.  
No e/o focal SOL, architectural distortion.  
No e/o lymphadenopathy is noted in right axillary region.

#### LT BREAST:

##### On USG

Left breast shows normal parenchymal pattern.  
No e/o skin thickening, nipple retraction, microcalcification.  
No e/o focal SOL, architectural distortion.  
No e/o lymphadenopathy is noted in left axillary region.

**COMMENT** – Findings suggest ,

Right breast - Normal

Left breast - Normal

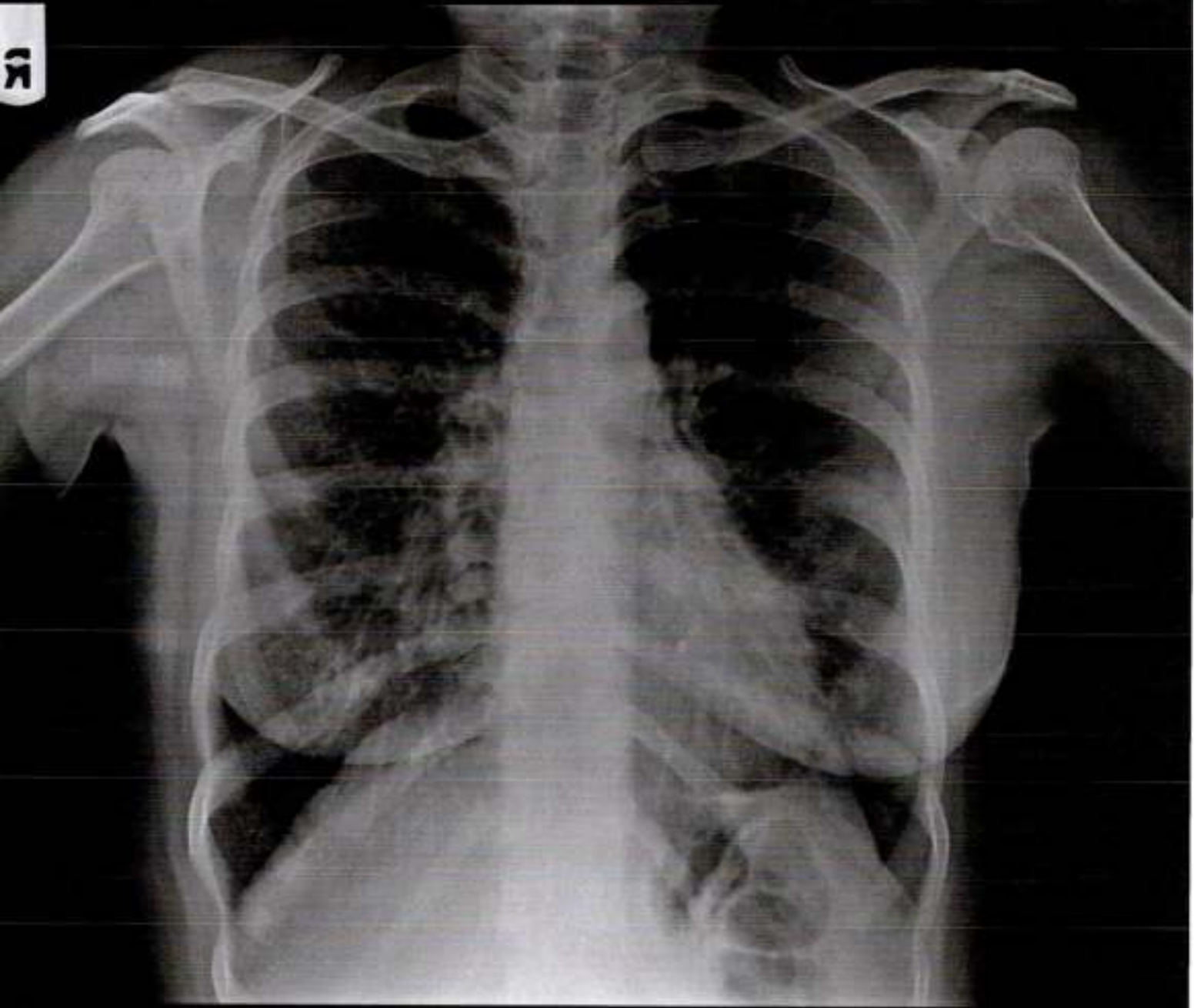
**Dr. Chirag K. Patel**  
MBBS-DMPD  
Reg. No. G-23509  
Revival Diagnostic  
4th Floor, Aqua Corridor,  
Nr. Star Bazar, Hazira Main Road,  
Adajan, Surat-395009.  
Mo. 97266 726683

Laboratory Test Result are Subject to technical limitation and should be clinically correlate for final diagnosis

4th Floor, Aqua Corridor, Hazira Road, Adajan Pal, Surat-395009.

☎ 0261 2747788, 9825947712 ✉ revivaldiagnostics.surat@gmail.com 🌐 www.revivaldiagnostics.com

This medical report is not intended for medico-legal purposes.



SARITA SINGH 45 YRS 12/08/2023  
REVIVAL DIAGNOSTICS-SURAT



# REVIVAL

## DIAGNOSTICS



Name	SARITA SINGH	Age/Gender	45Yrs/Female
Reg No.	8753/23	Receipt No	5273
Referred By	Bank of Baroda (BOB) - MEDI WHEEL(PKG10000243)	Mode of Payment	CREDIT
Collection Type	CENTER	Collection DateTime	12-Aug-2023 08:12 AM

### CHEST RADIOGRAPH (PA VIEW)

- Hilar shadows are within normal limits.
- Pulmonary vasculature appears normal.
- Cardiac appears normal in size.
- Both domeh of the diaphragm are smooth.
- Both costophrenic recesses are clear.
- Both lung fields appear normal.
- Visualized bones and soft tissue shadows appear normal.

IMPRESSION: NORMAL STUDY.

DR.CHIRAG K PATEL  
RADIOLOGIST

REVIVAL  
DIAGNOSTICS

**Dr. Chirag K. Patel**

MBBS-DMPD

Reg. No. ~~G-23509~~

Signature

Revival Diagnostic

4th Floor, Aqua Corridor,  
Nr. Star Bazar, Hazira Main Road,  
Adajan, Surat-395009.  
Mo. 97266 726683

Laboratory Test Result are Subject to technical limitation and should be clinically correlate for final diagnosis

4th Floor, Aqua Corridor, Hazira Road, Adajan Pal, Surat-395009.

☎ 0261 2747788, 9825947712 ✉ revivaldiagnostics.surat@gmail.com 🌐 www.revivaldiagnostics.com

This medical report is not intended for medico-legal purposes.