

HEALTH CHECKUP REPORT

Patient Name: MAYANK ASODIYA
Age/Gender: 28/Y
Reg. No: 379450
Package: MEDIWHEEL

DATE: 12/08/2022

COMPLAINTS (IF ANY):

- GB multiple stone
- Gastritis
- Hernia on right side

HISTORY OF HEALTH STATUS: No

PRESENT MEDICATIONS: No

HYPERSENSITIVITY TO ANY DRUG: No

PERSONAL HISTORY:

- | | | | | | |
|---------------|---|----------|-----------------------------|---|-----|
| - Bowel | : | Regular | Diet | : | Veg |
| - Micturition | : | Normal | Habits | : | No |
| - Sleep | : | Adequate | Physical Activity/Exercise: | : | no |
| - Appetite | : | Adequate | | | |

HISTORY OF ILLNESS (WITH PAST MEDICATIONS): No

FAMILY HISTORY:

- Mother :- hypertension

VITAL SIGNS:

- | | | | |
|------------|--------|---------|------------|
| - Height : | 170cms | Pulse : | 82/min. |
| - Weight : | 77 Kgs | B.P: | 128/80mmHg |

FOR OFFICE USE ONLY



PHYSICIAN CONSULTATION:

1) Clinical Impression

- Grade 2 fatty liver
- Multiple gallbladder calculi
- Right inguinal

2) Recommendations

- Surgical opinion for inguinal
- Hernia (dr. Chirag j shah)
- Healthy life style

(Dr. Rashmi chovatiya)

OPHTHALMO CONSULTATION:

RE

LE

Best corrected visual acuity

6/6

6/6

(Dr. Jignesh Shah)

DENTAL CONSULTATION:

Adv:

- Cleaning

(Dr. Parvin Chandarana)

Please take regular medicine as prescribed by the Doctor. (If given)

FOR OFFICE USE ONLY

Reg. No : CIMS/A/2022/379450	VisitNo : HC/120822/3 [HCV]
Patient Name : MR. MAYANK ASODIYA	Age(Y-M-D)/Sex : 28 Y 6 M 14 D. / Male
Referring Doctor : Dr. CIMS DOCTOR	Doctor :
Ward/Room :	Bed :


ORD/120822/324 Lab No : 2022122098 LSN : 908312 (Whole Blood) Sample Quality : Normal
 Collection Time : 12/08/2022 9:00:07 Arrival : 12/08/2022 9:09:07 Validation Time : 12/08/2022 11:22:28AM

	Result	Unit	Reference Range
CBC With ESR			
TOTAL COUNT			
Hemoglobin <i>(SLS Hemoglobin Detection method)</i>	14.8	g/dl	13.5 - 18.0 g/dl
Total RBC Count <i>(Hydro Dynamic Focusing Method)</i>	5.39	mill/Cmm	4.7 - 6.0 mill/Cmm
HCT <i>(Hydro Dynamic Focusing Method)</i>	45.9	%	42 - 52 %
Total WBC Count <i>(Flow Cytometry)</i>	3910	/Cmm	4000 - 10500 /Cmm
Platelet Count <i>(Hydro Dynamic Focusing Method)</i>	260000	/Cmm	150000 - 450000 /Cmm
DIFFERENTIAL COUNT (by Flow Cytometry)			
Polymorphs	43	%	40 - 70 %
Lymphocytes	49	%	22 - 45 %
Eosinophils	03	%	01 - 04 %
Monocytes	05	%	01 - 06 %
Basophils	00	%	00 - 01 %
Immature Granulocytes	00	%	0 - 2 %
Smear Study	RBCs are Normochromic & Normocytic. WBCs Shows Leucopenia. Platelets are adequate in number. Malarial Parasites are not seen. No Premature cells are seen.		
BLOOD INDICES (by Calculated Method)			
M.C.V	85.2	fl	78 - 100 fl
M.C.H	27.5	pg	27 - 31 pg
M.C.H.C.	32.2	gm/dl	32 - 36 gm/dl
RDW-CV	13.1	%	11.5 - 14.0 %
ESR (Red Cell Aggregation) After One Hour	03	mm	0 - 10 mm

Blood Group Rh

Dr. Manisha Shah
MD (Path & Bact)
Consultant Pathologist
Reg. No. : G-15496

Dr. Jitendra Nayak
MD (Path)
Consultant Pathologist
Reg. No. : G-14786


Dr. Shreya Patel
MD(Path)
Consultant Pathologist



Reg. No : CIMS/A/2022/379450	VisitNo : HC/120822/3 [HCV]
Patient Name : MR. MAYANK ASODIYA	Age(Y-M-D)/Sex : 28 Y 6 M 14 D. / Male
Referring Doctor : Dr. CIMS DOCTOR	Doctor :
Ward/Room :	Bed :


ORD/120822/324 Lab No : 2022122098	LSN : 908312 (Whole Blood)	Sample Quality : Normal
Collection Time : 12/08/2022 9:00:07	Arrival : 12/08/2022 9:09:07	Validation Time : 12/08/2022 11:22:28AM

ABO	"A"		
Rh	POSITIVE		
HbA1c (Glycosylated Haemoglobin)			
TEST			
HbA1c (Glyco Hb)	5.82	%	4.8-5.9% Normal
(Immuno Turbidimetric)			5.9-7.0% Good diabetic control
			7.0-10.0% Fair diabetic control
			>10.0% Poor diabetic control
Mean Plasma Glucose	129.9	mg/dL	80 - 140 mg/dL
*** END OF REPORT ***			

FOR PATHOLOGICAL USE ONLY

Dr. Manisha Shah
MD (Path & Bact)
Consultant Pathologist
Reg. No. : G-15496

Dr. Jitendra Nayak
MD (Path)
Consultant Pathologist
Reg. No. : G-14786



Dr. Shreya Patel
MD(Path)
Consultant Pathologist



Reg. No : CIMS/A/2022/379450	VisitNo : HC/120822/3 [HCV]
Patient Name : MR. MAYANK ASODIYA	Age(Y-M-D)/Sex : 28 Y 6 M 14 D. / Male
Referring Doctor : Dr. CIMS DOCTOR	Doctor :
Ward/Room :	Bed :

ORD/120822/324 Lab No : 2022122099 LSN : 908312 (SERUM) Sample Quality : Normal
 Collection Time : 12/08/2022 9:00:07 Arrival : 12/08/2022 9:09:07 Validation Time : 12/08/2022 10:44:18AM

Liver Function Test

	<u>Result</u>	<u>Unit</u>	<u>Reference Range</u>
Alkaline Phosphatase (PNPP, AMP Buffer Method, Colorimetric)	52.9	U/L	40 - 129 U/L
Billirubin			
Total Billirubin (Diazospecial Iazonium Iron with Blank)	0.43	mg/dL	0.0 - 1.0 mg/dL
Direct Billirubin (Diazo, Evelyn Malloy with Blank)	0.2	mg/dL	0.0 - 0.2 mg/dL
Indirect Billirubin (Calculated from Total and Direct Billirubin)	0.23	mg/dL	0.0 - 0.8 mg/dL
SGPT (ALT) (IFCC without pyridoxal phosphate)	51.3	U/L	0 - 41 U/L
SGOT (AST) (IFCC without pyridoxal 5 phosphate)	36.2	U/L	0 - 40 U/L
Total Protein			
Total Proteins (Biuret Method)	7.31	gm/dl	6.4 - 8.3 gm/dl
Albumin (Bromocresol Green Colorimetric)	4.39	gm/dl	3.97 - 4.95 gm/dl
Globulin	2.92	gm/dl	2.2 - 3.5 gm/dl
A/G Ratio	1.5		0.9 - 2.1

FOR INFO

Dr. Manisha Shah
MD (Path & Bact)
Consultant Pathologist
Reg. No. : G-15496

Dr. Jitendra Nayak
MD (Path)
Consultant Pathologist
Reg. No. : G-14786



Dr. Shreya Patel
MD(Path)
Consultant Pathologist




Reg. No : CIMS/A/2022/379450	VisitNo : HC/120822/3 [HCV]
Patient Name : MR. MAYANK ASODIYA	Age(Y-M-D)/Sex : 28 Y 6 M 14 D. / Male
Referring Doctor : Dr. CIMS DOCTOR	Doctor :
Ward/Room :	Bed :
ORD/120822/324 Lab No : 2022122099 LSN : 908312 (SERUM)	Sample Quality : Normal
Collection Time : 12/08/2022 9:00:07 Arrival : 12/08/2022 9:09:07	Validation Time : 12/08/2022 10:44:17AM

	Result	Unit	Reference Range
Creatinine <i>(Buffered Jaffe Reaction Kinetic Compensated)</i>	0.72	mg/dL	0.7 - 1.2 mg/dL
Estimated GFR	-	mL/min/1.73m ²	94 - 140 mL/min/1.73m ²
Fasting Glucose <i>(Hexokinase)</i>	95.1	mg/dL	70 - 100 mg/dL
Thyroid Function Test			
TOTAL T3 (T3) * <i>(Electrochemiluminescence Assay)</i>	1.66	ng/ml	0.846 - 2.02 ng/ml
TOTAL T4 (T4) * <i>(Electrochemiluminescence Assay)</i>	9.27	µg/dl	5.13 - 14.06 µg/dl
TSH <i>(Electrochemiluminescence Assay)</i>	1.6	µIU/ml	0.27 - 4.20 µIU/ml
Total Protein			
Total Proteins <i>(Biuret Method)</i>	7.31	gm/dl	6.4 - 8.3 gm/dl
Albumin <i>(Bromocresol Green Colorimetric)</i>	4.39	gm/dl	3.97 - 4.95 gm/dl
Globulin	2.92	gm/dl	2.2 - 3.5 gm/dl
A/G Ratio	1.5		0.9 - 2.1
Uric Acid <i>(Uricase Colorimetric Enzymatic)</i>	4.39	mg/dL	3.4 - 7.0 mg/dL

*** END OF REPORT ***

Dr. Manisha Shah
MD (Path & Bact)
Consultant Pathologist
Reg. No. : G-15496

Dr. Jitendra Nayak
MD (Path)
Consultant Pathologist
Reg. No. : G-14786



Dr. Shreya Patel
MD(Path)
Consultant Pathologist



Reg. No : CIMS/A/2022/379450	VisitNo : HC/120822/3 [HCV]
Patient Name : MR. MAYANK ASODIYA	Age(Y-M-D)/Sex : 28 Y 6 M 14 D. / Male
Referring Doctor : Dr. CIMS DOCTOR	Doctor :
Ward/Room :	Bed :

ORD/120822/324 Lab No : 2022122100 LSN : 908312 (SERUM) Sample Quality : Normal
 Collection Time : 12/08/2022 9:00:07 Arrival : 12/08/2022 9:09:07 Validation Time : 12/08/2022 11:33:31AM

	<u>Result</u>	<u>Unit</u>	<u>Reference Range</u>
BUN * (Ureas with UV)	8.8	mg/dL	6 - 20 mg/dL
*** END OF REPORT ***			

FOR PATIENTS USE ONLY

Dr. Manisha Shah
MD (Path & Bact)
Consultant Pathologist
Reg. No. : G-15496

Dr. Jitendra Nayak
MD (Path)
Consultant Pathologist
Reg. No. : G-14786



Dr. Shreya Patel
MD(Path)
Consultant Pathologist



Reg. No : CIMS/A/2022/379450	VisitNo : HC/120822/3 [HCV]
Patient Name : MR. MAYANK ASODIYA	Age(Y-M-D)/Sex : 28 Y 6 M 14 D. / Male
Referring Doctor : Dr. CIMS DOCTOR	Doctor :
Ward/Room :	Bed :


ORD/120822/324 Lab No : 2022122125 LSN : 908312 (Urine) Sample Quality : Normal
 Collection Time : 12/08/2022 10:00:27 Arrival : 12/08/2022 10:17:28 Validation Time : 12/08/2022 11:21:56AM

	<u>Result</u>	<u>Unit</u>	<u>Reference Range</u>
Urine R & M			
PHYSICAL EXAMINATION			
Quantity	20 cc		
Colour	Pale Yellow		
Transparency	Clear		
Reaction (QDS-10 Strip)	7.0		
Sp. Gravity (QDS-10 Strip)	1.010		1.005 - 1.035
CHEMICAL EXAMINATION			
U. Albumin (QDS-10 Strip/Manual)	Nil		
U. Glucose (QDS-10 Strip/Manual)	Nil		
U. Acetone (QDS-10 Strip/Manual)	Absent		
BS/BP (QDS-10 Strip/Manual)	Absent		
MICROSCOPIC EXAMINATION			
Pus Cell	Occasional	/H.P.F.	/H.P.F.
Red Blood Cell	Nil	/H.P.F.	/H.P.F.
Epithelial Cell	1-2	/H.P.F.	/H.P.F.
Cast	Not Seen		
Crystals	Not Seen		
Amorphous	Absent		
Monilia	Absent		
*** END OF REPORT ***			

FOR PATHOLOGY ONLY

Dr. Manisha Shah
MD (Path & Bact)
Consultant Pathologist
Reg. No. : G-15496

Dr. Jitendra Nayak
MD (Path)
Consultant Pathologist
Reg. No. : G-14786



Dr. Shreya Patel
MD(Path)
Consultant Pathologist





**Marengo CIMS
Hospital**

cims.org

Reg. No : CIMS/A/2022/379450	VisitNo : HC/120822/3 [HCV]
Patient Name : MR. MAYANK ASODIYA	Age(Y-M-D)/Sex : 28 Y 6 M 14 D. / Male
Referring Doctor : Dr. CIMS DOCTOR	Doctor
Ward/Room	Bed

ORD/120822/324 Lab No : 2022122325 LSN : 908312 (SERUM) Sample Quality : Normal
 Collection Time : 12/08/2022 14:33:46 Arrival : 12/08/2022 14:33:46 Validation Time : 12/08/2022 3:40:55PM

	<u>Result</u>	<u>Unit</u>	<u>Reference Range</u>
P.P. Glucose (Hexokinase)	81.3	mg/dL	70 - 140 mg/dL
P.P. Urine Glucose	S.N.G.		
S.N.G. = Sample Not Given			
*** END OF REPORT ***			

FOR PHOTO COPY PLEASE

Dr. Manisha Shah
MD (Path & Bact)
Consultant Pathologist
Reg. No. : G-15496

Dr. Jitendra Nayak
MD (Path)
Consultant Pathologist
Reg. No. : G-14786

Dr. Kazumi Gondalia
M.D. (Path)
Consultant Pathologist
Reg. No. : G-21729



177 (1/15A)

NABH

MC-3049



Patient's Name :MAYANK ASODIYA	Age, Sex :31Y/M
Reg. No. (IP/OP):HC-379450	Date :12/08/2022
Referred By Dr. :CIMS	

Plain Skiagram of Chest PA standing view:
(Serial No-4185)

Rotation +.

Both lung fields show prominent broncho-vascular markings.

No evidence of collapse or consolidation in either lung field.

No evidence of pleural effusion or pneumothorax is seen on either side.

Mediastinal shadow appears normal.

Heart and aorta appear normal.

Domes of diaphragm appear normal.

Bones under view appears normal.

Kindly correlate clinically

DR KIRTAN SHAH M.D. RADIOLOG. CONS. RADIOLOGIST	DR DEEPA SHAH M.D., D.M.R.E CONS. RADIOLOGIST	DR UMA MEHTA D.M.R.D. F.R.C.R CONS. RADIOLOGIST	DR NIMISH SHARMA D.M.R.D. (D.N.B.) CONS. RADIOLOGIST	DR RAVINA CHAUHAN M.D. RADIOLOG. CONS. RADIOLOGIST	DR YASH PATEL M.D., D.N.B. CONS. RADIOLOGIST
---	---	---	--	--	--

Note: This is only a radiological impression and not the final diagnosis. All diagnostic modalities have their own limitations. Therefore radiological modality report should be interpreted in correlation with clinical and pathological findings.

Dks/nl

FOR OFFICE USE ONLY

ECG

CIMS Hospital

Name :MAYANK ASODIIDA

Sex :Male

Age :

Date :8-12-2022

