



HEALTH CHECK-UP SUMMARY

Name: Sagar Vaja

Date: 07/07/23

Email ID:

Sex: M Age: 30 Years Contact No: 9712251769 Remarks:

Under-weight	<input type="checkbox"/>
Normal	<input checked="" type="checkbox"/>
Over-weight	<input type="checkbox"/>

i> **BMI**

Height (in Cm): <u>169</u>	Weight (in Kg): <u>68</u>	BMI: <u>23.8</u>
----------------------------	---------------------------	------------------

ii> **Blood Pressure & Pulse**

120/78 mm/hg
74/min.

If high or low, whether the person is on medication: YES / NO

iii> **Blood Tests & Lung Function Remarks**

RS } ()
CVS } ()
CNS } ()

If abnormal, whether the person is on medication: YES / NO

iv> **Eye Test Remarks**

Eye Test: (R) G/G (L) G/G
Color Vision: ()

v> **Heart Disease**

Whether any specific heart ailment detected (ECG findings):
normal

vi> **Any other problems needing attention / Overall Assessment:**

no

C.K. Patel
Dr. Chirag Patel
M.B.B.S. G-49432

Signature of the Doctor

Revival Diagnostic

401, Aqua Corridor,
B/s. Star Bazar, Surat-395009
Mo. 91062-28601

Laboratory Test Result are Subject to technical limitation and should be clinically correlate for final diagnosis

4th Floor, Aqua Corridor, Hazira Road, Adajan Pal, Surat-395009.

☎ 0261 2747788, 9825947712 ✉ revivaldiagnostics.surat@gmail.com 🌐 www.revivaldiagnostics.com

This medical report is not intended for medico-legal purposes.

A.P. Vija



Name	VAJA SAGAR RATILAL	Age/Gender	30Yrs/Male
Reg No.	7094/23	Receipt No	3770
Referred By	Bank of Baroda (BOB) - MEDI WHEEL(PKG10000240)	Mode of Payment	CREDIT
Collection Type	CENTER	Collection DateTime	07-Jul-2023 08:46 AM

BLOOD GROUP - 07072316 Released at 07-Jul-2023 11:40 AM

Parameter	Result	Biological Ref.Range	Method
-Blood Group	"B"		
-Rh Factor	POSITIVE		

CBC - 07072314 Released at 07-Jul-2023 12:40 PM

Parameter	Result	Biological Ref.Range	Method
-Haemoglobin	15.5 gm/dL	(13.5 - 18 gm/dL)	Auto
-RBC Count	5.67 mill/cumm	(4.6 - 6.2 mill/cumm)	Auto
-Total WBC Count	7000 /cumm	(4000 - 10000 /cumm)	Auto
-Platelet Count	1.97 lakh/cumm	(1.5 - 4.5 lakh/cumm)	Auto

Blood Indices

-HCT	48.6 %	(40 - 55 %)	Auto
-MCV	85.7 fl	(80 - 92 fl)	Auto
-MCH	27.4 pg	(27 - 31 pg)	Auto
-MCHC	31.9 gm/dL	L (32 - 36 gm/dL)	Auto
-RDW	13.2 %	(11 - 15 %)	Auto

Diff WBC Count

-Polymorphs	55 %	(40 - 80 %)	Microscopically
-Lymphocytes	38 %	(20 - 40 %)	Microscopically
-Eosinophils	05 %	(1 - 6 %)	Microscopically
-Monocytes	02 %	(2 - 7 %)	Microscopically
-Basophils	00 %	(0 - 1 %)	Microscopically
-PLATELET ON SMEAR	Adequate		Microscopically
-MALARIAL PARASITES	Malarial Parasites Not Detected		Microscopically

[Test performed on Fully Automated Hematology Analyzer ERBA H-360]

Revival Diagnostics

401-Aqua Corridor,
Beside Star Bazar, Adajan,
Surat-395009. Mo. 9825947712

Sg

Dr. Shivangi Gandhi
M.B.B.S, M.D (Pathology)

Laboratory Test Result are Subject to technical limitation and should be clinically correlate for final diagnosis

4th Floor, Aqua Corridor, Hazira Road, Adajan Pal, Surat-395009.

0261 2747788, 9825947712 ✉ revivaldiagnostics.surat@gmail.com 🌐 www.revivaldiagnostics.com

This medical report is not intended for medico-legal purposes.




Name	VAJA SAGAR RATILAL	Age/Gender	30Yrs/Male
Reg No.	7094/23	Receipt No	3770
Referred By	Bank of Baroda (BOB) - MEDI WHEEL(PKG10000240)	Mode of Payment	CREDIT
Collection Type	CENTER	Collection DateTime	07-Jul-2023 08:46 AM

ESR - 07072314 Released at 07-Jul-2023 01:56 PM

Parameter	Result	Biological Ref.Range	Method
-E.S.R	02 mm/hr	(1 - 10 mm/hr)	



Revival Diagnostics
401-Aqua Corridor,
Beside Star Bazar, Adajan,
Surat-395009. Mo. 9825947712


Dr. Shivangi Gandhi
M.B.B.S, M.D (Pathology)

Laboratory Test Result are Subject to technical limitation and should be clinically correlate for final diagnosis

4th Floor, Aqua Corridor, Hazira Road, Adajan Pal, Surat-395009.

0261 2747788, 9825947712 ✉ revivaldiagnostics.surat@gmail.com 🌐 www.revivaldiagnostics.com

This medical report is not intended for medico-legal purposes.



Name	VAJA SAGAR RATILAL	Age/Gender	30Yrs/Male
Reg No.	7094/23	Receipt No	3770
Referred By	Bank of Baroda (BOB) - MEDI WHEEL(PKG10000240)	Mode of Payment	CREDIT
Collection Type	CENTER	Collection DateTime	07-Jul-2023 08:46 AM

FBS & PPBS - 07072315 Released at 07-Jul-2023 01:55 PM

Parameter	Result	Biological Ref.Range	Method
-Fasting Blood Sugar (FBS)	88 mg/dL	70-100 mg/dl Impaired Tolerance:100-125 Diabetes Mellitus:>=126 (On more than one occasion) (American diabetes association guidelines 2022)	
-Fasting Urine Sugar	Absent		
-Fasting Urine Acetone	Absent		
-PPBS	112 mg/dL	(90 - 140 mg/dL)	
-PP2BS URINE SUGAR	Absent		
-PP2BS URINE ACETONE	Absent		

HBA1C - 07072314 Released at 07-Jul-2023 01:55 PM

Parameter	Result	Biological Ref.Range	Method
-HBA1C	5.3 %	HbA1C Degree of Glucose Control <5.6 % Non Diabetics 5.7 - 6.4 % Prediabetics > =6.5 % Diabetics (REF:Wallace, 11th Edition) REMARKS: 6 - 7 % Excellent Control 7 - 8 % Good Control 8 - 10 % Unsatisfactory Control ≥10 % Poor Control	Boronate Affinity

-Method[] High Performance Liquid Chromatography (HPLC)

Revival Diagnostics
401-Aqua Corridor,
Beside Star Bazar, Adajan,
Surat-395009. Mo. 9825947712

Sg

Dr. Shivangi Gandhi
M.B.B.S, M.D (Pathology)

Laboratory Test Result are Subject to technical limitation and should be clinically correlate for final diagnosis

4th Floor, Aqua Corridor, Hazira Road, Adajan Pal, Surat-395009.

0261 2747788, 9825947712 revivaldiagnostics.surat@gmail.com www.revivaldiagnostics.com

This medical report is not intended for medico-legal purposes.



Name	VAJA SAGAR RATILAL	Age/Gender	30Yrs/Male
Reg No.	7094/23	Receipt No	3770
Referred By	Bank of Baroda (BOB) - MEDI WHEEL(PKG10000240)	Mode of Payment	CREDIT
Collection Type	CENTER	Collection DateTime	07-Jul-2023 08:46 AM

LIVER FUNCTION TEST (LFT) - 07072316 Released at 07-Jul-2023 01:55 PM

Parameter	Result	Biological Ref.Range	Method
-Serum Total Bilirubin	0.5 mg/dL	(0 - 1.3 mg/dL)	Diazo
-Serum Direct Bilirubin	0.2 mg/dL	(0 - 0.4 mg/dL)	Diazo
-Serum InDirect Bilirubin	0.3 mg/dL	(0.1 - 1.3 mg/dL)	Calculated
-Total Protein (TP)	6.9 gm/dL	(6.4 - 8.3 gm/dL)	Biuret
-Albumin (ALB)	4.5 gm/dL	(3.5 - 5.2 gm/dL)	BCG
-Globulin	2.4 gm/dL	(2.3 - 3.6 gm/dL)	Calculated
-A/G Ratio	1.88 gm/dL	(1 - 2.3 gm/dL)	Calculated
-SGPT(ALT)	24 U/L	(5 - 45 U/L)	IFCC, Kinetic without Pyridoxal Phosphate
-SGOT (AST)	18 U/L	(0 - 35 U/L)	IFCC, Without Pyridoxal Phosphate
-Alkaline Phosph.	143 U/L	H (42 - 128 U/L)	ALP-AMP
-GGT	20 U/L	(5 - 50 U/L)	Glupa-C

[Test performed on Fully Automated Biochemistry Analyzer ERBA EM200]



Name	VAJA SAGAR RATILAL	Age/Gender	30Yrs/Male
Reg No.	7094/23	Receipt No	3770
Referred By	Bank of Baroda (BOB) - MEDI WHEEL(PKG1000240)	Mode of Payment	CREDIT
Collection Type	CENTER	Collection DateTime	07-Jul-2023 08:46 AM

Creatinine - 07072316 Released at 07-Jul-2023 01:55 PM

Parameter	Result	Biological Ref.Range	Method
-Creatinine	0.7 mg/dL	(0.6 - 1.4 mg/dL)	ENZYMATIC

BUN - 07072316 Released at 07-Jul-2023 11:46 AM

Parameter	Result	Biological Ref.Range	Method
-Blood Urea Nitrogen (BUN)	11 mg/dL	(6 - 20 mg/dL)	Calculated

Uric Acid - 07072313 Released at 07-Jul-2023 01:56 PM

Parameter	Result	Biological Ref.Range	Method
-Uric Acid	6.6 mg/dL	(3.5 - 7.2 mg/dL)	Uricase-POD



Revival Diagnostics

401-Aqua Corridor,
Beside Star Bazar, Adajan,
Surat-395009. Mo. 9825947712

Sg

Dr. Shivangi Gandhi
M.B.B.S, M.D (Pathology)

Laboratory Test Result are Subject to technical limitation and should be clinically correlate for final diagnosis

4th Floor, Aqua Corridor, Hazira Road, Adajan Pal, Surat-395009.
0261 2747788, 9825947712 revivaldiagnostics.surat@gmail.com www.revivaldiagnostics.com

This medical report is not intended for medico-legal purposes.



Name	VAJA SAGAR RATILAL	Age/Gender	30Yrs/Male
Reg No.	7094/23	Receipt No	3770
Referred By	Bank of Baroda (BOB) - MEDI WHEEL(PKG10000240)	Mode of Payment	CREDIT
Collection Type	CENTER	Collection Date/Time	07-Jul-2023 08:46 AM

Lipid Profile - 07072316 Released at 07-Jul-2023 01:56 PM

Parameter	Result	Biological Ref.Range	Method
-Serum Cholesterol	200 mg/dL	Desirable < 200 mg/dl Borderline High : 200-239 mg/dl High : > 240 mg/dl	CHOD-PAP
-Serum Triglyceride	222 mg/dL	H Normal < 150 mg/dl Borderline High : 150 - 199 mg/dl High : 200 - 499 mg/dl Very High : 500 mg/dl	GPO-POD Method
-Serum HDLD(Direct)	59 mg/dL	Normal :> 55 mg/dl Borderline : 35-55 mg/dl Undesirable: < 35 mg/dl	PVS-PEGME Precipitation with CHOD-POD
-Serum VLDL	44 mg/dL	H (5 - 30 mg/dL)	Calculated
-Serum LDLD(Direct)	97 mg/dL	Optimal:< 100 mg/dl Above Optimal : 100- 129 mg/dl Borderline High : 130-159 mg/dl High : > 160-189mg/dl Very High : >190 mg/dl	Calculated
-Chol/HDL	3.39	Low risk: <3.8 Medium Risk: 3.8 to 5.9 High Risk: > 6	Calculated
-LDL/Chol	2.07	Low risk: <3.55 Medium Risk: 3.55 to 4.0 High Risk: > 6	Calculated

[Test performed on Fully Automated Biochemistry Analyzer ERBA EM200]

Revival Diagnostics
401-Aqua Corridor,
Beside Star Bazar, Adajan,
Surat-395009. Mo. 9825947712

Sg

Dr. Shivangi Gandhi
M.B.B.S, M.D (Pathology)

Laboratory Test Result are Subject to technical limitation and should be clinically correlate for final diagnosis

4th Floor, Aqua Corridor, Hazira Road, Adajan Pal, Surat-395009.

0261 2747788, 9825947712 revivaldiagnostics.surat@gmail.com www.revivaldiagnostics.com

This medical report is not intended for medico-legal purposes.



Name	VAJA SAGAR RATILAL	Age/Gender	30Yrs/Male
Reg No.	7094/23	Receipt No	3770
Referred By	Bank of Baroda (BOB) - MEDI WHEEL(PKG10000240)	Mode of Payment	CREDIT
Collection Type	CENTER	Collection Date/Time	07-Jul-2023 08:46 AM

Urine Routine & Micro Examination - 07072318 Released at 07-Jul-2023 12:08 PM

Parameter	Result	Biological Ref.Range	Method
<u>Physical Examination</u>			
-Quantity	30		Manual
-Colour	Pale Yellow	Pale Yellow	Manual
-Appearance	Clear	Clear	Manual
-Reaction (pH)	Acidic		Dipstick
-Specific Gravity	1.020		Dipstick
<u>Chemical Examination</u>			
-Proteins.	Absent		Dipstick
-Sugar	Absent		Dipstick
-Acetone.	Absent		Dipstick
-Bile Salts	Absent	Absent	Dipstick
-Bile Pigments	Absent	Absent	Dipstick
-Occult Blood Test (OBT).	Negative		Dipstick
<u>Microscopic Examination</u>			
-Pus Cells	1-2		Microscopically
-Red Blood Cells	Absent		Microscopically
-Epithelial Cells	1-2		Microscopically
-Bacteria.	Absent		Microscopically
-Crystals	Absent	Absent	Microscopically
-Others	NIL	Absent	Microscopic Examination

Revival Diagnostics

40F-Aqua Corridor,

Beside Star Bazar, Adajan,

Surat-395009. Mo. 8825947712

Sg

Dr. Shivangi Gandhi
M.B.B.S, M.D (Pathology)

Laboratory Test Result are Subject to technical limitation and should be clinically correlate for final diagnosis

4th Floor, Aqua Corridor, Hazira Road, Adajan Pal, Surat-395009.

0261 2747788, 9825947712 revivaldiagnostics.surat@gmail.com www.revivaldiagnostics.com

This medical report is not intended for medico-legal purposes.



Name	VAJA SAGAR RATILAL	Age/Gender	30Yrs/Male
Reg No.	7094/23	Receipt No	3770
Referred By	Bank of Baroda (BOB) - MEDI WHEEL(PKG10000240)	Mode of Payment	CREDIT
Collection Type	CENTER	Collection DateTime	07-Jul-2023 08:46 AM

Total T3 T4 TSH - 07072316 Released at 07-Jul-2023 02:24 PM

Parameter	Result	Biological Ref.Range	Method
-Total T3	1.32 ng/ml	(0.87 - 1.78 ng/ml)	Fluorescence Enzyme Immunoassay
-Total T4	9.80 ug/dl	(4.6 - 11 ug/dl)	Fluorescence Enzyme Immunoassay
-TSH	1.93 uIU/ml	0.50 - 5.50 uIU/ml 5.5 to 15 ul U/ml - Suggested Clinical co-relation or Repeat test with new sample as physiological factors can give falslely high TSH Above 15uIU/ml Hypopyhyroid PREGNANT WOMEN normal ranges for TSH: 1st Trimester : 0.0878 - 2.8293 uIU/ml 2nd Trimester : 0.1998 - 2.7915 uIU/ml 3rd Trimester : 0.307 - 2.9028 uIU/ml Ref: TIETZ Fundamentals of Clinical Chemistry	Fluorescence Enzyme Immunoassay

[Test performed on Fully Automated Immunology Analyzer Maglumi-600]

Revival Diagnostics

401-Aqua Corridor,
Beside Star Bazar, Adajan,
Surat-395009. Mo. 9825947712

Dr. Shivangi Gandhi
M.B.B.S, M.D (Pathology)

Laboratory Test Result are Subject to technical limitation and should be clinically correlate for final diagnosis

4th Floor, Aqua Corridor, Hazira Road, Adajan Pal, Surat-395009.

0261 2747788, 9825947712 ✉ revivaldiagnostics.surat@gmail.com 🌐 www.revivaldiagnostics.com

This medical report is not intended for medico-legal purposes.



NAME: Sugar Vaja SEX: M
BIRTHDATE: 28/02/1993 AGE: 30

DEPARTMENT OF OPHTHALMOLOGY

EYE TEST:

1. VISION:

RIGHT EYE - 6/6

LEFT EYE - 6/6

2. COLOR VISION:

RIGHT EYE - (C)

LEFT EYE - (C)

3. FUNDUS:

RIGHT EYE - (C)

LEFT EYE - (C)

REMARKS:

Revival Diagnostic

401, Aqua Corridor,

B/s. Star Bazar, Surat-395009

Mo. 91062-28601

Ophthalmologist/Optometrlist

S. P. Vaja

Laboratory Test Result are Subject to technical limitation and should be clinically correlate for final diagnosis

4th Floor, Aqua Corridor, Hazira Road, Adajan Pal, Surat-395009.

☎ 0261 2747788, 9825947712 ✉ revivaldiagnostics.surat@gmail.com 🌐 www.revivaldiagnostics.com

This medical report is not intended for medico-legal purposes.



Dental Assessment Form

NAME Vaja Sugar
AGE 30

DATE 07/07/2023
SEX M

* CHIEF COMPLAINT

A CLINICAL FEATURES :- normal

- 1 CAVIES :-
 - 2 MISSING TOOTH :-
 - 3 MALOCCLUSION :-
 - 4 FILLING :-
- } NO

B DIAGNOSIS :- normal

C PERSONAL HISTORY :- Hygienic

D PROVISIONAL D/G :- ⊕

E MEDICAL HISTORY :- NO

F FINAL D/G :- normal

G TREATMENT PLAN :- NO

CLINT SIGN

S. R. V.

DOCTOR SIGN

Revival Diagnostic
401, Adajan Pal, Surat
b/s. Star Baza, Surat-395009
Mo. 91062-28601

Laboratory Test Result are Subject to technical limitation and should be clinically correlate for final diagnosis

4th Floor, Aqua Corridor, Hazira Road, Adajan Pal, Surat-395009.

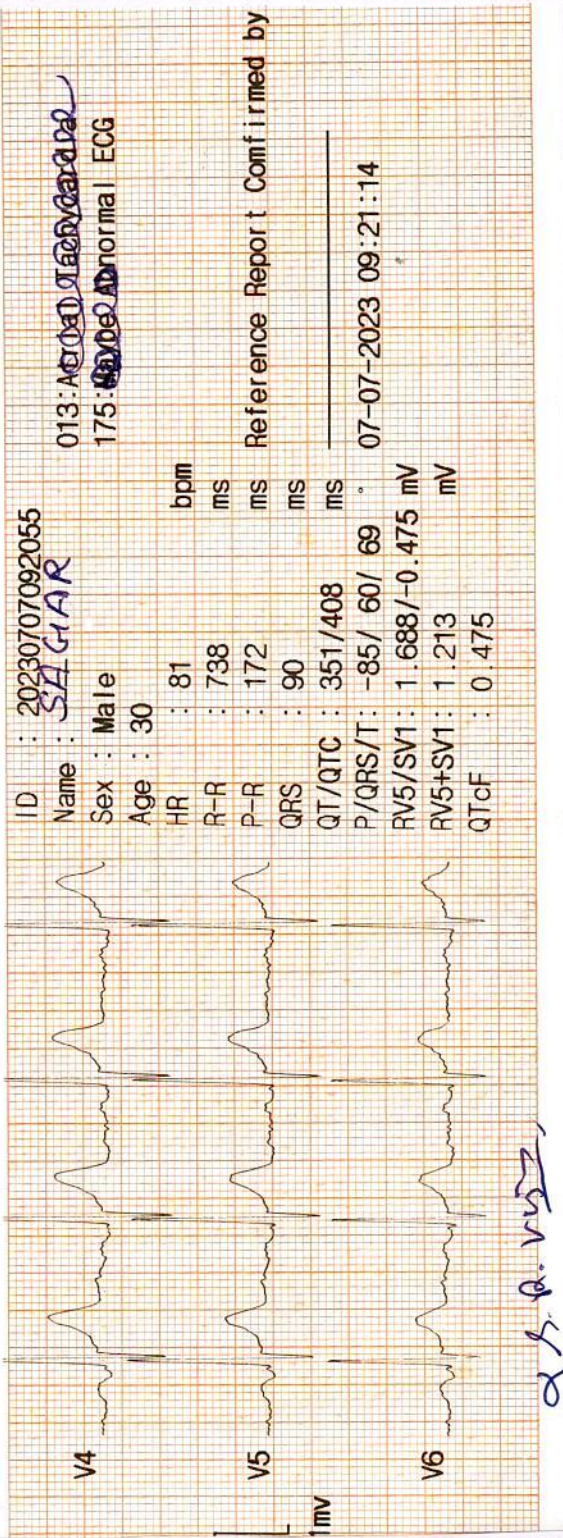
☎ 0261 2747788, 9825947712 ✉ revivaldiagnostics.surat@gmail.com 🌐 www.revivaldiagnostics.com

This medical report is not intended for medico-legal purposes.

ID: 20230707092055 Name: ----- 25mm/s 0.5-35Hz AC: off 10mm/mV



Organization: _____ Doctor: _____



ID : 20230707092055
 Name : ~~AGARWAL~~ **SAGAR**
 Sex : Male
 Age : 30
 HR : 81 bpm
 R-R : 738 ms
 P-R : 172 ms
 QRS : 90 ms
 QT/QTc : 351/408 ms
 P/QRS/T : -85/ 60/ 69 °
 RV5/SV1 : 1.688/-0.475 mV
 RV5+SV1 : 1.213 mV
 QTcF : 0.475 mV

Reference Report Confirmed by _____
 07-07-2023 09:21:14

013: ~~AGARWAL~~ **SAGAR**
 175: ~~AGARWAL~~ **Normal ECG**

S. R. V. S.

Revival Diagnostics

401-Aqua Corridor,
 Beside Star Bazar, Adajan,
 Surat-395009. Mo. 9825947712

[Signature]
DR. ADITYA S. BORA
 MBBS, DNB, PGCC
 PHYSICIAN & CLINICAL CARDIOLOGIST
 G-54906

REVIVAL DIAGNOSTICS



Name	VAJA SAGAR RATILAL	Age/Gender	30Yrs/Male
Reg No.	7094/23	Receipt No	3770
Referred By	Bank of Baroda (BOB) - MEDI WHEEL(PKG10000240)	Mode of Payment	CREDIT
Collection Type	CENTER	Collection DateTime	07-Jul-2023 08:46 AM

ECG

1. The rhythm is sinus.
2. Heart rate is 81 beats per minute.
3. Normal P,QRS,T wave axis.
4. Normal PR,QRS,Q.T. Duration.
5. No pathological q wave or ST-T changes seen.
6. No evidence of chamber hypertrophy or enlargement seen.

IMPRESSION : ECG WITHIN NORMAL LIMITS

Revival Diagnostics
401-Aqua Corridor,
Beside Star Bazar, Adajan,
Surat-395009. Mo. 9825947712


DR. ADITYA S. BORA
MBBS, DNB, PGDCC
PHYSICIAN & CLINICAL CARDIOLOGIST
G-54906

Laboratory Test Result are Subject to technical limitation and should be clinically correlate for final diagnosis



REVIVAL DIAGNOSTIC
4TH FLOOR AQUA CORRIDORE , NEAR STAR BAZAR, ADAJAN -395009, SURAT
 368/VAJA SAGAR RATILAL 30 Yrs/Male 68 Kg/169 Cms
 Date: 07-Jul-2023 09:47:11 AM
 Ref. By : MEDI WHEEL

Protocol : BRUCE
 History : NIL

Medication : NIL
 Objective : FOR TESTING PURPOSE ONLY.

Stage	StageTime (Min:Sec)	PhaseTime (Min:Sec)	Speed (kmph)	Grade (%)	METs	H.R. (bpm)	B.P. (mmHg)	R.P.P. x100	PVC	Comments
Supine					1.0	98	120/78	117	-	
Standing					1.0	84	120/78	100	-	
HV					1.0	85	120/78	102	-	
ExStart					1.0	79	120/78	94	-	
Stage 1	3:00	3:01	2.7	10.0	4.6	121	120/80	145	-	
Stage 2	3:00	6:01	4.0	12.0	7.0	168	130/80	218	-	
PeakEx	0:22	6:23	5.5	14.0	7.4	176	130/80	228	-	
Recovery	1:00		0.0	0.0	1.1	139	160/90	222	-	
Recovery	2:00		0.0	0.0	1.0	130	160/90	208	-	
Recovery	3:00		0.0	0.0	1.0	122	140/90	170	-	
Recovery	3:03		0.0	0.0	1.0	73	130/80	94	-	
Recovery					0.0	0	---/---	0	-	

x h. p. v. s. c.

Findings :

Exercise Time : 6:23 minutes
 Max HR attained : 176 bpm 93% of Max Predictable HR 190
 Max BP : 130/80(mmHg)
 WorkLoad attained : 7.4 (Fair Effort Tolerance)
 No significant ST segment changes noted during exercise or recovery.
 No Angina/Arrhythmia/S3/murmur
 Final Impression : Test is negative for inducible ischaemia.



Revival Diagnostics
 401-Aqua Corridor,
 Beside Star Bazar, Adajan,
 Surat-395009. Mo. 9825947712
 Print Date: 07-Jul-2023

DR. ADITYA S. BORA
 MBBS, DNB, PGDCC
 PHYSICIAN & CLINICAL CARDIOLOGIST
 G-54906

Advice/Comments:

REVIVAL DIAGNOSTIC

4TH FLOOR AQUA CORRIDORE ,NEAR STAR BAZAR,ADAJAN -395009,SURAT

368/VAJA SAGAR RATILAL

30 Yrs/Male

68 Kg/169 Cms

Date: 07-Jul-2023 09:47:11 AM

HR: 93 bpm

METS: 1.0

BP: 120/78

MPHR:48% of 190

Speed: 0.0 kmph

Grade: 0.0%

12 Lead + Comparison

Raw ECG

BRUCE

(1.0-100)Hz

Ex Time 00:34

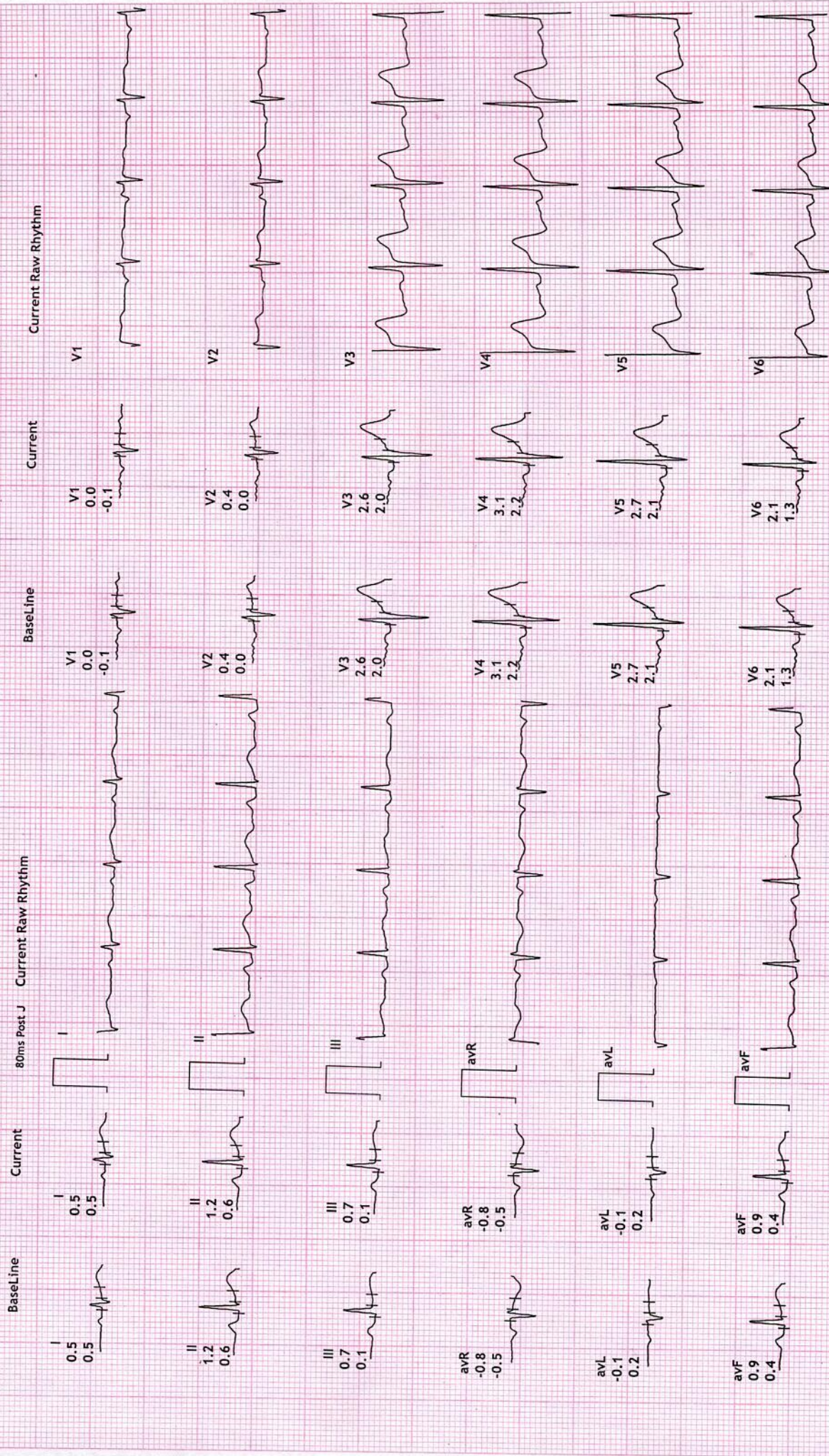
BLC :On

Notch :On

SUPINE

10.0 mm/mV

25 mm/Sec.





12 Lead + Comparison

REVIVAL DIAGNOSTIC
 4TH FLOOR AQUA CORRIDORE , NEAR STAR BAZAR, ADAJAN -395009, SURAT

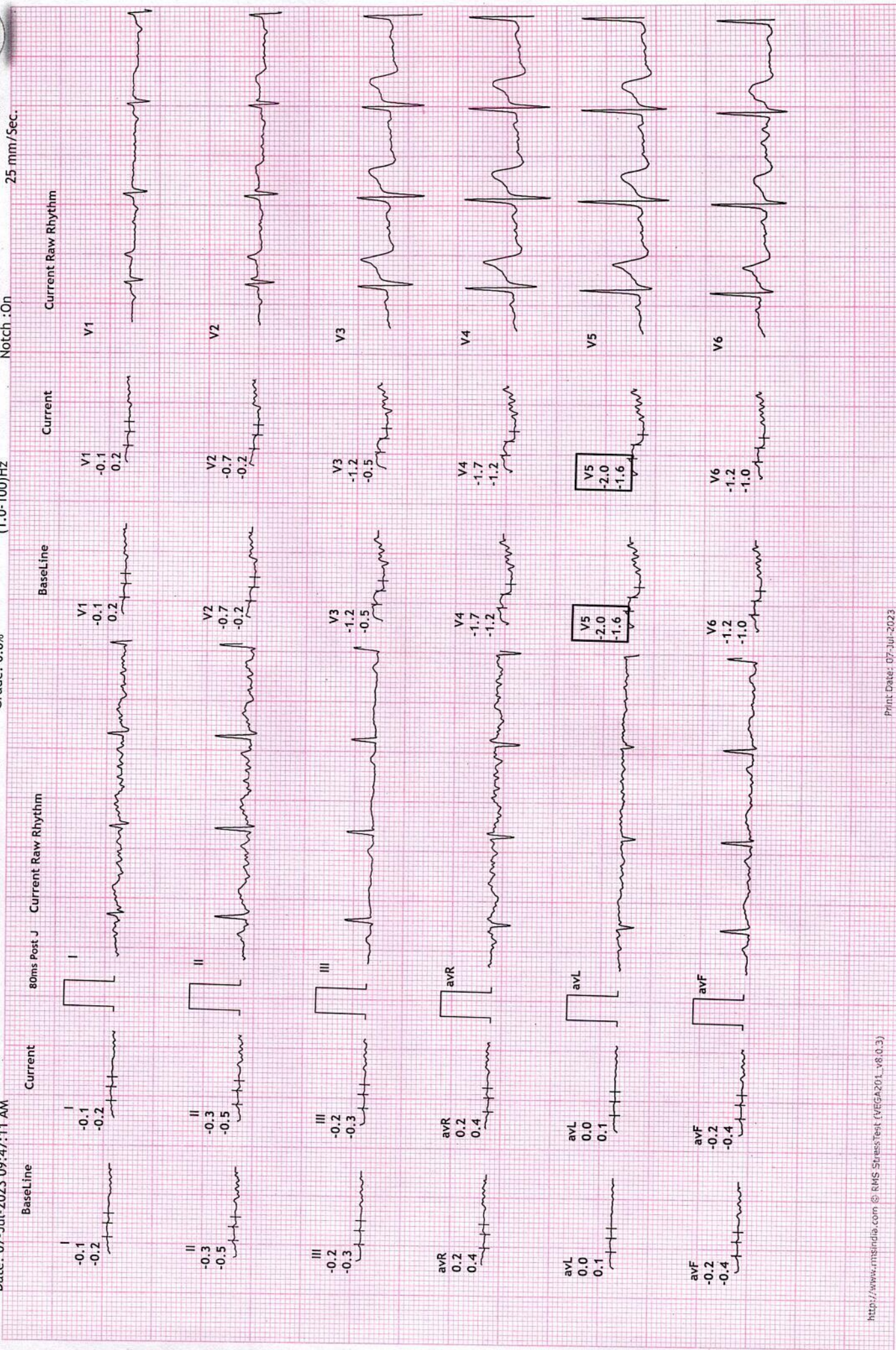
368/VAJA SAGAR RATILAL
 30 Yrs/Male
 68 Kg/169 Cms
 Date: 07-Jul-2023 09:47:11 AM

MPHR: 43% of 190
 Speed: 0.0 kmph
 Grade: 0.0%

Raw ECG
 BRUCE
 (1.0-100)/HZ

Ex Time 00:48
 BLC : On
 Notch : On

STANDING
 10.0 mm/mV
 25 mm/Sec.



REVIVAL DIAGNOSTIC

4TH FLOOR AQUA CORRIDORE ,NEAR STAR BAZAR,ADAJAN -395009,SURAT

368/VAJA SAGAR RATILAL

30 Yrs/Male

68 Kg/169 Cms

Date: 07-Jul-2023 09:47:11 AM

HR: 86 bpm

METS: 1.0

BP: 120/78

MPHR:45% of 190

Speed: 0.0 kmph

Grade: 0.0%

12 Lead + Comparison

Raw ECG

BRUCE

(1.0-100)Hz

Ex Time 01:01

BLC :On

Notch :On

HV

10.0 mm/mV

25 mm/Sec.



REVIVAL DIAGNOSTIC

4TH FLOOR AQUA CORRIDORE , NEAR STAR BAZAR, ADAJAN - 395009, SURAT

368/VAJA SAGAR RATILAL
30 Yrs/Male
68 Kg/169 Cms

Date: 07-Jul-2023 09:47:11 AM

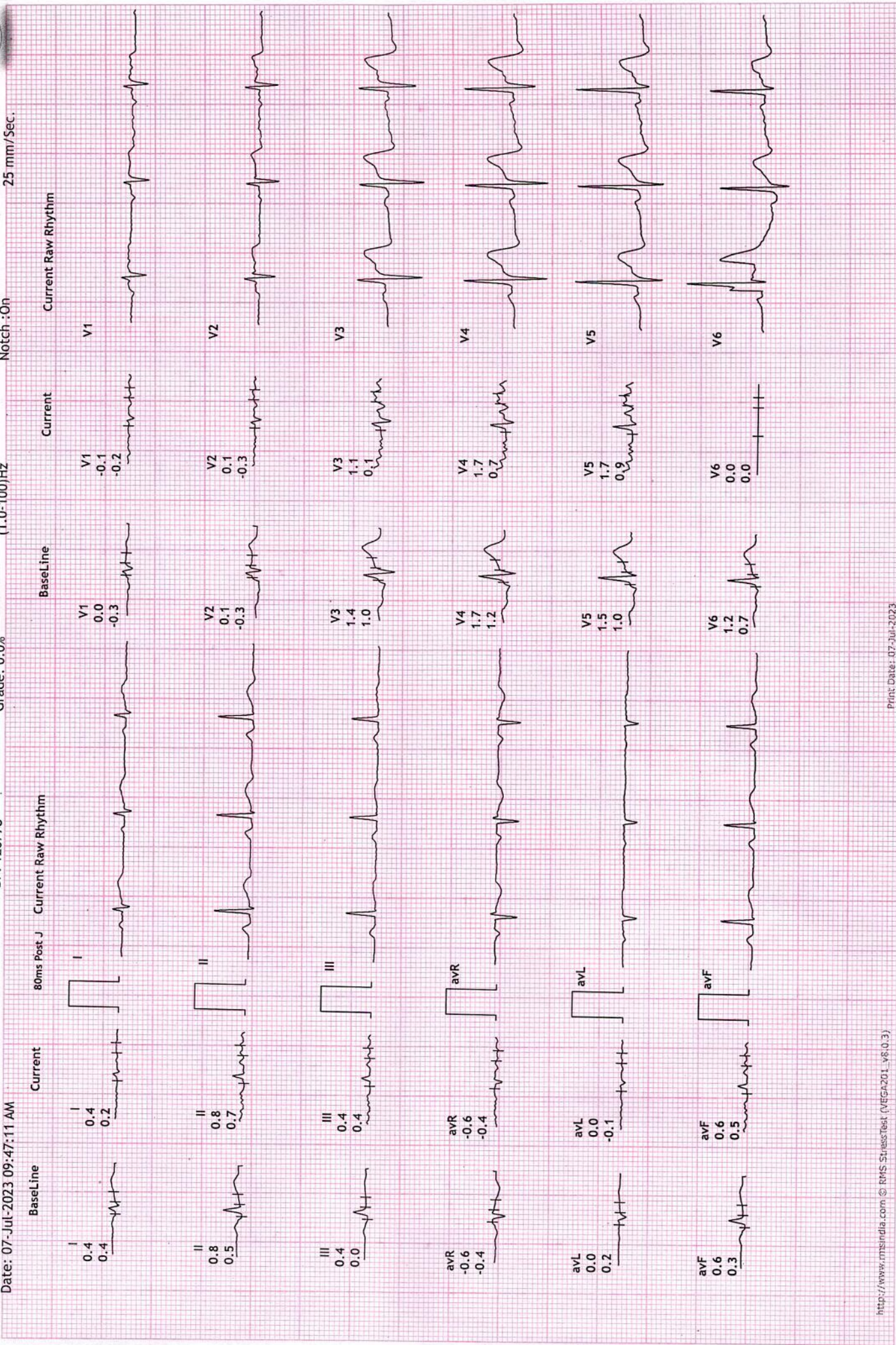
HR: 79 bpm
METS: 1.0
BP: 120/78

MPHR: 41% of 190
Speed: 0.0 kmph
Grade: 0.0%

Raw ECG
BRUCE
(1.0-100)Hz

Ex Time 00:00
BLC : On
Notch : On

ExStrt
10.0 mm/mV
25 mm/Sec.



REVIVAL DIAGNOSTIC

4TH FLOOR AQUA CORRIDORE , NEAR STAR BAZAR, ADAJAN -395009, SURAT

368/VAJA SAGAR RATILAL
30 Yrs/Male
68 Kg/169 Cms

Date: 07-Jul-2023 09:47:11 AM

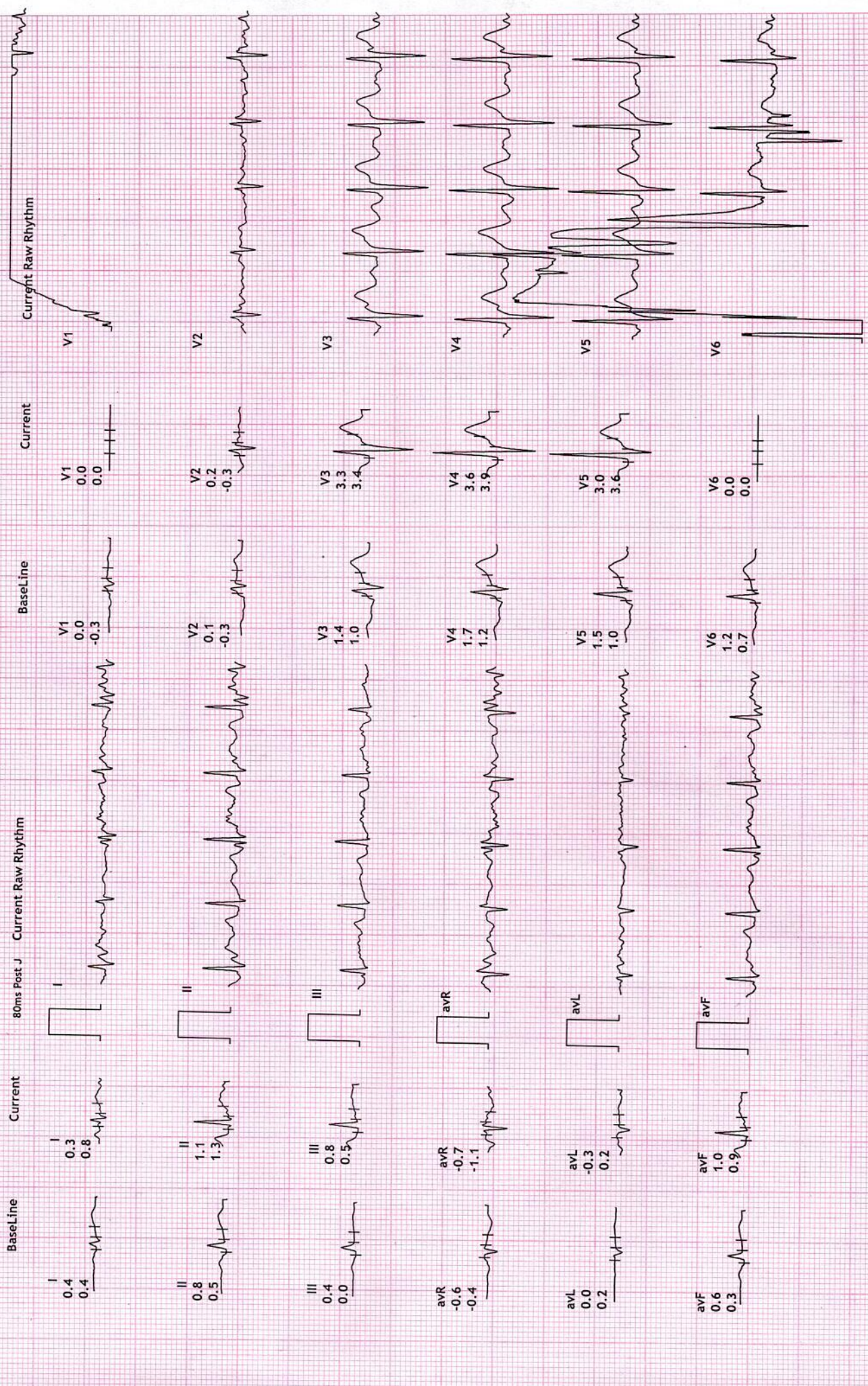
HR: 121 bpm
METs: 4.6
BP: 120/80

Raw ECG
BRUCE
(1.0-100)Hz

12 Lead + Comparison

Ex Time 03:00
BLC :On
Notch :On

Stage 1 (03:00)
10.0 mm/mV
25 mm/Sec.



REVIVAL DIAGNOSTIC

4TH FLOOR AQUA CORRIDORE ,NEAR STAR BAZAR, ADAJAN - 395009, SURAT

368/VAJA SAGAR RATILAL
30 Yrs/Male
68 Kg/169 Cms

Date: 07-Jul-2023 09:47:11 AM

12 Lead + Comparison

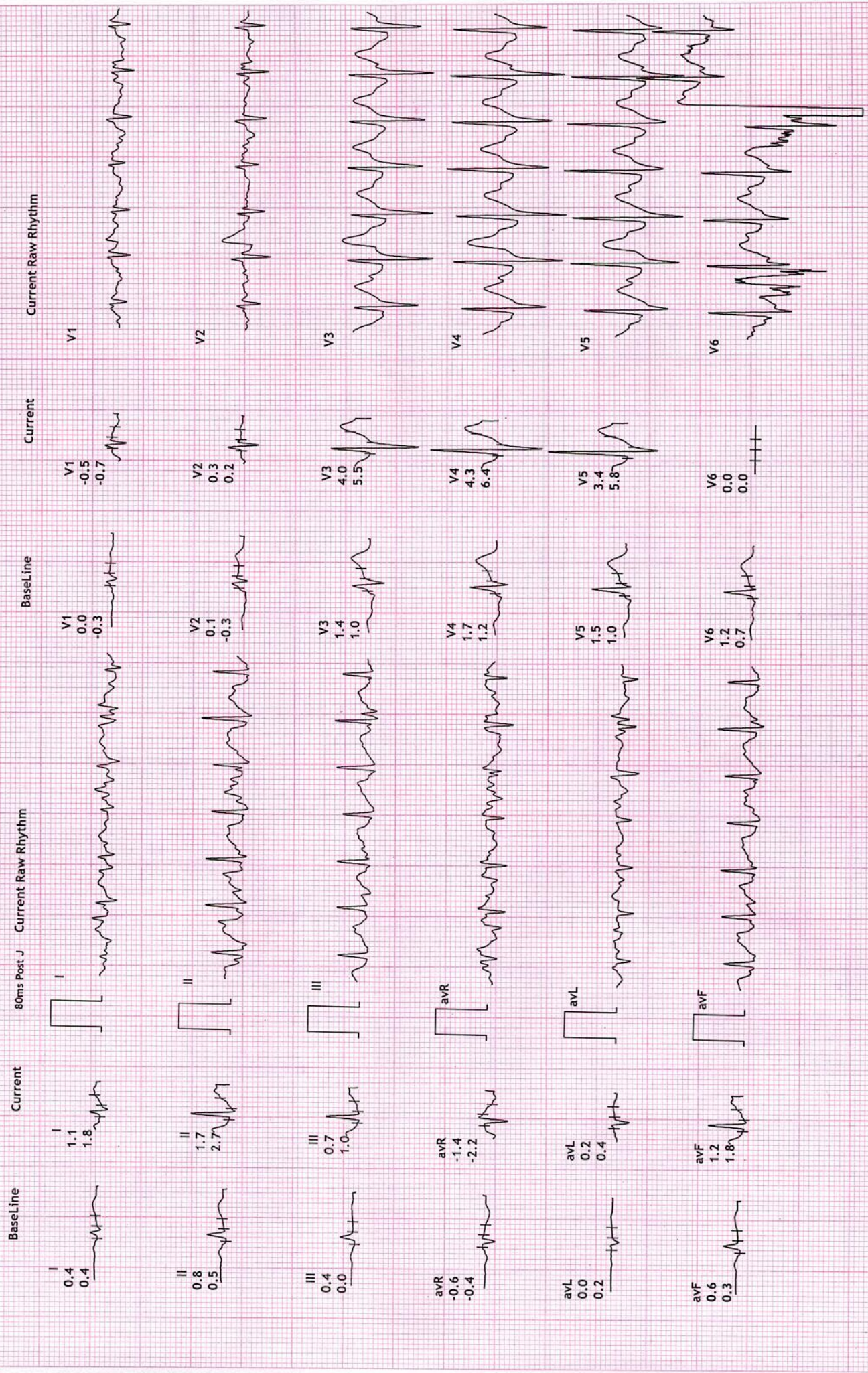
MPHR: 88% of 190
Speed: 4.0 kmph
Grade: 12.0%

HR: 168 bpm
METS: 7.0
BP: 130/80

Raw ECG
BRUCE
(1.0-100)HZ

Ex Time 06:00
BLC : On
Notch : On

Stage 2 (03:00)
10.0 mm/mV
25 mm/Sec.





REVIVAL DIAGNOSTIC
4TH FLOOR AQUA CORRIDORE , NEAR STAR BAZAR, ADAJAN - 395009, SURAT
 368/VAJA SAGAR RATILAL
 30 Yrs/Male
 68 Kg/169 Cms
 Date: 07-Jul-2023 09:47:11 AM

MPHR: 92% of 190
 Speed: 5.5 kmph
 Grade: 14.0%

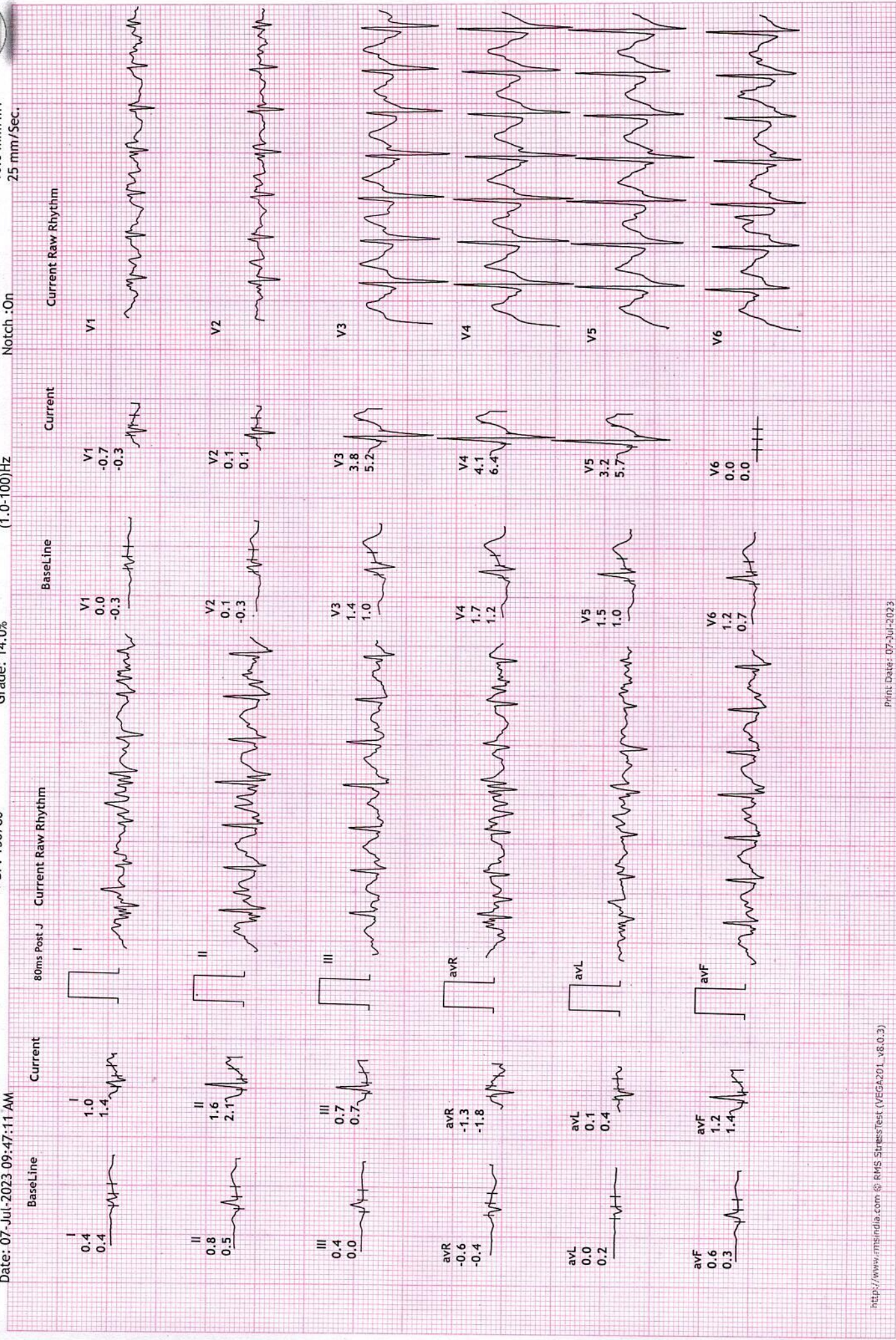
HR: 176 bpm
 METS: 7.4
 BP: 130/80

Raw ECG
 BRUCE
 (1.0-100)Hz

Ex Time 06:22
 BLC :On
 Notch :On

PeakEx
 10.0 mm/mV
 25 mm/Sec.

12 Lead + Comparison



REVIVAL DIAGNOSTIC

4TH FLOOR AQUA CORRIDORE , NEAR STAR BAZAR, ADAJAN - 395009, SURAT

368/VAJA SAGAR RATILAL

30 Yrs/Male

68 Kg/169 Cms

Date: 07-Jul-2023 09:47:11 AM

HR: 139 bpm

METS: 1.0

BP: 160/90

MPHR: 73% of 190

Speed: 0.0 kmph

Grade: 0.0%

12 Lead + Comparison

Raw ECG

BRUCE

(1.0-100)Hz

Ex Time 06:22


BLC :On

Notch :On

Recovery : (01.00

10.0 mm/mV

25 mm/Sec.



REVIVAL DIAGNOSTIC

4TH FLOOR AQUA CORRIDORE ,NEAR STAR BAZAR, ADAJAN -395009, SURAT

368/VAJA SAGAR RATILAL

30 Yrs/Male

68 Kg/169 Cms

Date: 07-Jul-2023 09:47:11 AM

HR: 130 bpm

METS: 1.0

BP: 160/90

MPHR: 68% of 190

Speed: 0.0 kmph

Grade: 0.0%

12 Lead + Comparison

Raw ECG

BRUCE

(1.0-100)Hz

Ex Time 06:22

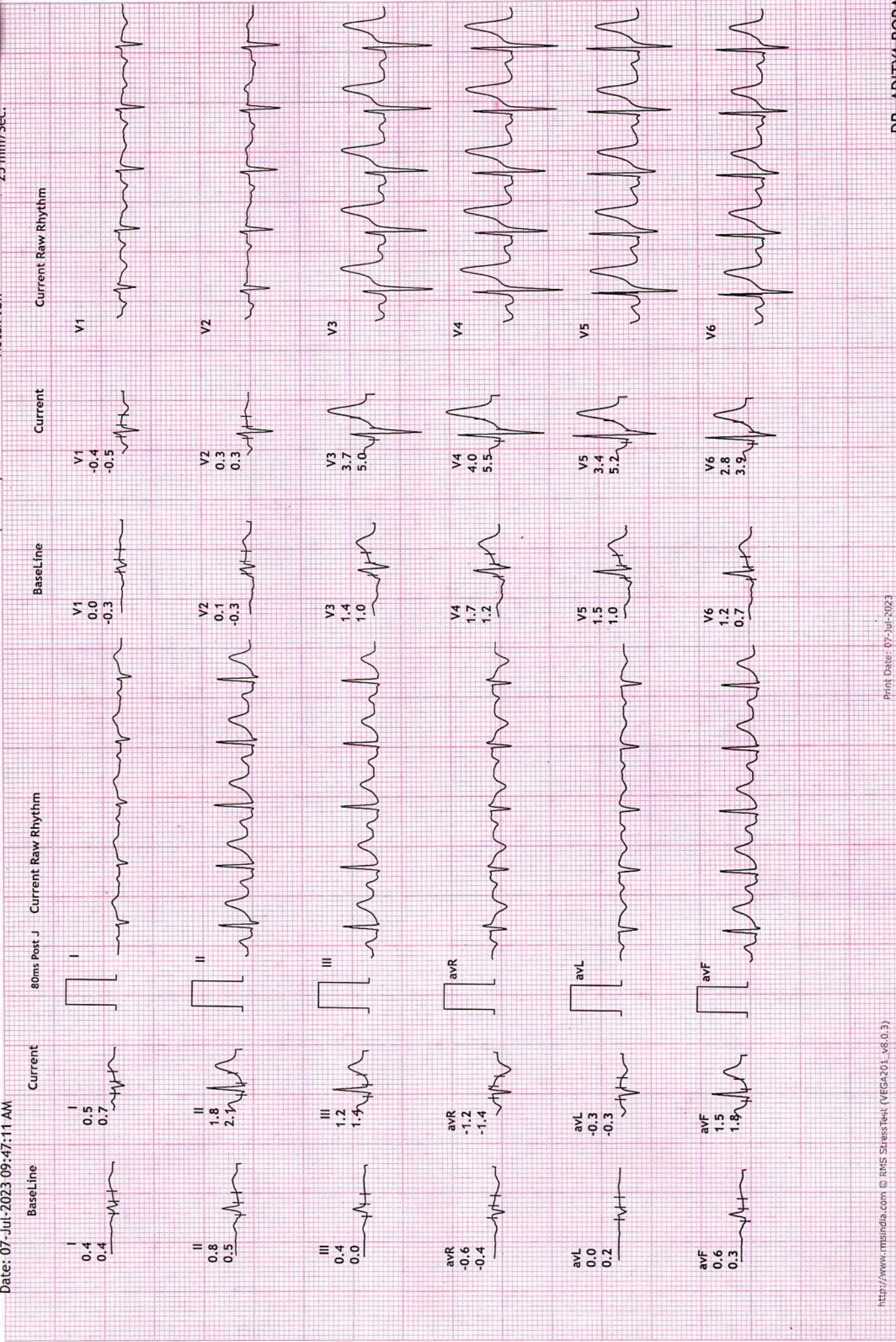
BLC :On

Notch :On

Recovery : (02:00

10.0 mm/mV

25 mm/Sec.





Recovery : (03:00)
10.0 mm/mV
25 mm/Sec.

Ex Time 06:22
BLC :On
Notch :On


Raw ECG
BRUCE
(1.0-100)Hz

MPHR: 64% of 190
Speed: 0.0 kmph
Grade: 0.0%

HR: 122 bpm
METS: 1.0
BP: 140/90

12 Lead + Comparison

DIAGNOSTIC
DOOR AQUA CORRIDORE , NEAR STAR BAZAR, ADAJAN -395009, SURAT
VAJA SAGAR RATILAL
30 Yrs/Male
68 Kg/169 Cms
Date: 07-Jul-2023 09:47:11 AM



REVIVAL

DIAGNOSTICS



Name	VAJA SAGAR RATILAL	Age/Gender	30Yrs/Male
Reg No.	7094/23	Receipt No	3770
Referred By	Bank of Baroda (BOB) - MEDI WHEEL(PKG10000240)	Mode of Payment	CREDIT
Collection Type	CENTER	Collection DateTime	07-Jul-2023 08:46 AM

USG OF ABDOMEN & PELVIS

LIVER:

Liver is normal in size and echotexture.
No evidence of focal SOL or dilatation of IHBR seen.
Portahepatis appear normal.

GALLBLADDER:

Gallbladder appeared normal. No calculus or mass lesion seen.

PANCREAS:

Pancreas appears normal in size and echotexture.
No focal lesion, mass or pancreatitis.

SPLEEN:

Spleen appears normal in size and echotexture.

PARAAORTIC REGION:

Aorta grossly appears normal.
No paraaortic lymphnodes seen.

KIDNEYS:

Both kidneys appear normal in size, shape and in position.
Cortex and collecting system of both kidneys appears normal.
No evidence of calculus or obstructive uropathy on either side.

URINARY BLADDER:

Bladder appears normal. No calculus or mass lesion is seen.

PROSTATE:

Prostate appears normal in size and echotexture.
No evidence of free fluid in pelvis.

COMMENTS: Normal USG Abdoman and pelvis

Dr. Chirag K. Patel

MBBS-DMPD

Reg. No. G-23509

Revival Diagnostics

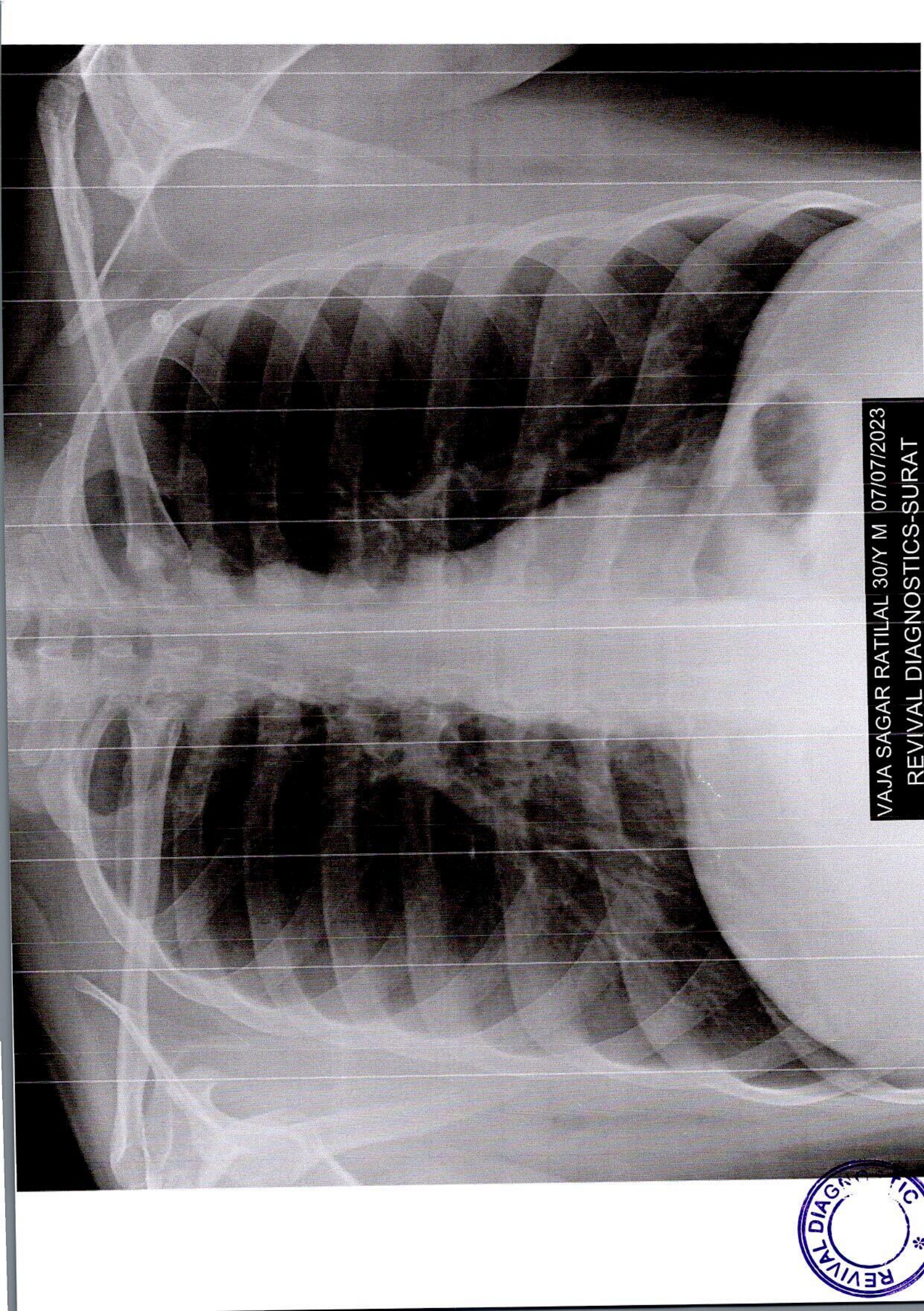
4th Floor, Aqua Corridor,
Nr. Star Bazar, Hazira Main Road,
Adajan, Surat-395009.
Mo. 97266 726683

Laboratory Test Result are Subject to technical limitation and should be clinically correlate for final diagnosis

📍 4th Floor, Aqua Corridor, Hazira Road, Adajan Pal, Surat-395009.

☎ 0261 2747788, 9825947712 ✉ revivaldiagnostics.surat@gmail.com 🌐 www.revivaldiagnostics.com

This medical report is not intended for medico-legal purposes.



VAJA SAGAR RATILAL 30/Y M 07/07/2023
REVIVAL DIAGNOSTICS-SURAT





Name	VAJA SAGAR RATILAL	Age/Gender	30Yrs/Male
Reg No.	7094/23	Receipt No	3770
Referred By	Bank of Baroda (BOB) - MEDI WHEEL(PKG10000240)	Mode of Payment	CREDIT
Collection Type	CENTER	Collection DateTime	07-Jul-2023 08:46 AM

CHEST RADIOGRAPH (PA VIEW)

- Hilar shadows are within normal limits.
- Pulmonary vasculature appears normal.
- Cardiac appears normal in size.
- Both domeh of the diaphragm are smooth.
- Both costophrenic recesses are clear.
- Both lung fields appear normal.
- Visualized bones and soft tissue shadows appear normal.

IMPRESSION: NORMAL STUDY.

DR. CHIRAG K PATEL
RADIOLOGIST

REVIVAL
DIAGNOSTICS

Dr. Chirag K. Patel
MBBS-DMPD
Reg. No. G-23509
Revival Diagnostic
4th Floor, Aqua Corridor
Nr. Star Bazar, Hazira Main Road,
Adajan, Surat-395009.
Mo. 97266 726683

Laboratory Test Result are Subject to technical limitation and should be clinically correlate for final diagnosis

📍 4th Floor, Aqua Corridor, Hazira Road, Adajan Pal, Surat-395009.

☎ 0261 2747788, 9825947712 ✉ revivaldiagnostics.surat@gmail.com 🌐 www.revivaldiagnostics.com

This medical report is not intended for medico-legal purposes.