



H Swaminarayan Nagar, Off Mumbai-Agra Highway,
Panchvati, Nashik - 422 003.

QFAHN/BILL/003/V1

+91- 253 - 2510250 / 350 / 450 / 550 / 750

apollonashik@apollohospitals.com

Date



Name : Mrs. DHANASHREE ASHISH SHEWALE (36 / F)
Address : AMRAVALI ROAD NEAR HANUMAN MANDIR SMRUTI NAGAR DATTAWADI
ADOGAON NAGPUR, NAGPUR, NAGPUR, MAHARASHTRA, INDIA

Examined by :

UHID : MHN1.0000126031

Package : MediWheel Full Body Health Checkup Female Below 40
Package

AHC No : NSKAH27743



CHIEF COMPLAINTS

For corporate health checkup
No specific complaints

PRESENT KNOWN ILLNESS

Present known illness

No history of : - Diabetes mellitus, Hypertension, Heart disease, Stroke, Asthma, COPD, Cancer
Thyroid disease : Since - 4 YRA; Medication - regular



DRUG ALLERGY

NO KNOWN ALLERGY

:26/09/2022



SYSTEMIC REVIEW

Cardiovascular system

- Nil Significant



Past medical history

Do you have any allergies? - No
Do you have any drug allergies? - No
Past medical history - nil significant
Covid 19 - No



Surgical history

Surgical history - Nil



Personal history

Marital status - Married
Diet - Vegetarian
Alcohol - does not consume alcohol
Smoking - No

Chews tobacco - No
Physical activity - Active



Family history

Father - alive
Aged - 67 YRS
Mother - alive
Aged - 57 YRS
Brothers - 1
Hypertension - father
Coronary artery disease - none
Cancer - None

PHYSICAL EXAMINATION



General

General appearance - normal
Build - normal
Height - 161
Weight - 75.8
BMI - 29.24
Pallor - No
Oedema - no
Temperature - 97.2
SpO2 - 99



Name

: Mrs. DHANASHREE ASHISH SHEWALE
(36 /F)

Swaminarayan Nagar, Off Mumbai-Agra Highway,
Panchvati, Nashik - 422 003.

+91- 253 - 2510250 / 350 / 450 / 550 / 750

www.apollohospitals.com

www.askapollo.com

QFAHN/BILL/003/V1



Date : 24/09/2022

AHC No : NSKAH27743

Package : MediWheel Full Body Health Checkup Female Below 40 Package

Cardiovascular system

Heart rate (Per minute) - 47
Rhythm - Regular
- B.P. Supine
Systolic(mm of Hg) - 100
Diastolic(mm of Hg) - 70
Heart sounds - S1S2+

Respiratory system

Breath sounds - Normal vesicular breath sounds

Abdomen

Organomegaly - No
Tenderness - No





H Swaminarayan Nagar, Off Mumbai-Agra Highway,
Panchvati, Nashik - 422 003.

+91- 253 - 2510250 / 350 / 450 / 550 / 750

www.apollohospitals.com MHN1-000126031

www.askapollo.com

QFAHN/BILL/003/V1



Name : Mrs. DHANASHREE ASHISH SHEWALE
(36 /F)

Date : 24/09/2022

Package : MediWheel Full Body Health Checkup Female Below 40 Package

AHC No : NSKAH27743

URINE ROUTINE (CUE)

| Test Name | Result | Unit | Level | Range |
|--|-------------|------|-------|-------------|
| Specific Gravity | 1.005 * | | ● | 1.016-1.026 |
| Color,: | PALE YELLOW | | | |
| Transparency: | Clear | | | |
| Reaction: | Acidic | | | 7.2-7.8 |
| Protein : | Nil | | | |
| Sugar: | Nil | | | |
| pH | 6.0 | | ● | 4.6-8 |
| Blood: | Negative | | | |
| Ketone | Negative | | | |
| Bile Pigments: | Negative | | | |
| Bile Salts : | Negative | | | |
| Urobilinogen | Normal | | | |
| Nitrite | Negative | | | |
| RBC | 0-1 | /hpf | ● | 0-2 |
| WBC/Pus Cells | 1-2 | /hpf | ● | |
| Tc/Sqc(Transitional/Squamous epithelial cells) | 2-3 | /hpf | ● | |

| | | | | |
|--------------------------------------|------|-----------|---|-------|
| Neutrophils | 44 | % | ● | 40-75 |
| Lymphocytes | 49 * | % | ● | 20-45 |
| Eosinophils | 03 | % | ● | 1-6 |
| Monocytes | 04 | % | ● | 1-10 |
| Basophils | 00 | % | ● | 0-1 |
| ERYTHROCYTE SEDIMENTATION RATE (ESR) | 17 | mm/1st hr | ● | 0-20 |

BLOOD GROUPING AND TYPING (ABO and Rh)

| Test Name | Result | Unit | Level | Range |
|--------------|----------|------|-------|-------|
| ABO Group: | A | | | |
| Rh (D) Type: | POSITIVE | | | |

LIVER FUNCTION TEST (PACKAGE)

| Test Name | Result | Unit | Level | Range |
|--|--------|------|-------|---------|
| ALT(SGPT) - SERUM / PLASMA | 18 * | U/L | ● | 30-65 |
| ALBUMIN - SERUM | 4.3 | g/dL | ● | 3.5-5 |
| GLOBULIN - SERUM: (Calculated) | 3.8 * | g/dL | ● | 1.8-3.6 |
| ALBUMIN:GLOBULIN - SERUM(RATIO) (Calculated) | 1.1 | | ● | 1.1-1.8 |

C B C WITH ESR (AUTOMATION + STANDARD METHOD)

| Test Name | Result | Unit | Level | Range |
|-----------------------------------|--------|---------------------------------|-------|-----------|
| Hemoglobin | 12.2 | g/dl | ● | 11.0-16.0 |
| Haematocrit | 37.9 | % | ● | 34.0-48.0 |
| RBC COUNT | 4.5 | Million/ul | ● | 3.7-5.6 |
| MCV | 84.3 | fl | ● | 75.0-95.0 |
| MCH | 27.2 | pg | ● | 26.0-32.0 |
| MCHC | 32.3 | g/dl | ● | 31.0-36.0 |
| RDW | 14.4 | % | ● | 11-16 |
| Platelet Count(Optical/Impedance) | 439 | 10 ³ /m ³ | ● | 140-440 |
| TLC Count | 8.5 | 10 ³ /m ³ | ● | 4.0-11.0 |

| | | | | |
|-------------------------------------|-----|-------|---|---------|
| ALKALINE PHOSPHATASE - SERUM/PLASMA | 51 | U/L | ● | 0-100 |
| AST (SGOT) - SERUM | 15 | U/L | ● | 15-37 |
| BILIRUBIN, TOTAL - SERUM | 0.7 | mg/dL | ● | 0.0-1.0 |

LIPID PROFILE TEST (PACKAGE)

| Test Name | Result | Unit | Level | Range |
|-------------------|--------|-------|-------|-------|
| Total Cholesterol | 154 | mg/dL | ● | 0-200 |

CREATININE - SERUM / PLASMA

| Test Name | Result | Unit | Level | Range |
|-----------|--------|------|-------|-------|
|-----------|--------|------|-------|-------|

● Within Normal Range ● Borderline High/Low ● Out of Range



Name : Mrs. DHANASHREE ASHISH SHEWALE
(36 /F)

Swaminarayan Nagar, Off Mumbai-Agra Highway,
Panchvati, Nashik - 422 003.

+91- 253 - 2510250 / 350 / 450 / 550 / 750

www.askapollo.com

QFAHN/BILL/003/V1



Date : 24/09/2022

Package : MediWheel Full Body Health Checkup Female Below 40 Package

AHC No : NSKAH27743

CREATININE - SERUM / PLASMA 0.8 mg/dL ● 0.6-1.0

TOTAL CHOLESTEROL/HDL CHOLESTEROL RATIO(Calculated) 2.8 ● 0.0-4.5

LIVER FUNCTION TEST (PACKAGE)

| Test Name | Result | Unit | Level | Range |
|---|--------|------|-------|-------|
| GGTP: GAMMA GLUTAMYL TRANSPEPTIDASE - SERUM | 16 | U/L | ● | 0-50 |

LDL Cholesterol (Direct LDL) 100 mg/dL

LIVER FUNCTION TEST (PACKAGE)

| Test Name | Result | Unit | Level | Range |
|---------------------------------|--------|------|-------|---------|
| PROTEIN, TOTAL - SERUM / PLASMA | 8.1 | g/dL | ● | 6.4-8.2 |
| PROTEIN, TOTAL - SERUM / PLASMA | 8.1 | g/dL | ● | 6.4-8.2 |

GLUCOSE - SERUM / PLASMA (FASTING)

| Test Name | Result | Unit | Level | Range |
|----------------------------|--------|-------|-------|--------|
| Glucose - Plasma (Fasting) | 87 | mg/dL | ● | 70-100 |

URINE GLUCOSE(FASTING): (Strip Method) Nil

THYROID PROFILE - I(T3,T4 AND TSH)

| Test Name | Result | Unit | Level | Range |
|-------------------------------------|--------|-------|-------|---|
| TOTAL T3: TRI IODOTHYRONINE - SERUM | 181 | ng/dL | ● | Healthy Adults: 69 - 215 Pregnant Women: 1st Trimester:121-308 2nd & 3rd Trimesters:152-362 |

GLUCOSE - SERUM / PLASMA (POST PRANDIAL)

| Test Name | Result | Unit | Level | Range |
|----------------------------------|--------|-------|-------|--------|
| Glucose - Plasma (POST PRANDIAL) | 98 | mg/dL | ● | 70-140 |

URINE GLUCOSE(POST PRANDIAL):(Strip Method) Nil

| Test Name | Result | Unit | Level | Range |
|-----------------------------|--------|-------|-------|---|
| TOTAL T4: THYROXINE - SERUM | 10.3 | µg/dL | ● | Healthy Adults: 5.2 - 12.7 Pregnancy: 1st Trimester:7.8 - 16.2 2nd & 3rd Trimesters: 9.1 - 18.3 |

GLYCOSYLATED HEMOGLOBIN (HbA1C) - WHOLE BLOOD

| Test Name | Result | Unit | Level | Range |
|-------------------------------------|--------|-------|-------|---------|
| Glycosylated Hemoglobin (HbA1c) | 5.2 | % | ● | 0.0-6.0 |
| Mean Plasma Glucose (MPG) Estimate: | 107.82 | mg/dL | | |

LIPID PROFILE TEST (PACKAGE)

| Test Name | Result | Unit | Level | Range |
|----------------------------------|--------|-------|-------|-------|
| HDL CHOLESTEROL - SERUM / PLASMA | 56 | mg/dL | ● | 40-60 |

LIPID PROFILE TEST (PACKAGE)

| Test Name | Result | Unit | Level | Range |
|-----------------------|--------|-------|-------|-------|
| Triglycerides - Serum | 55 | mg/dL | ● | 0-150 |

THYROID PROFILE - I(T3,T4 AND TSH)

| Test Name | Result | Unit | Level | Range |
|-----------|--------|------|-------|-------|
|-----------|--------|------|-------|-------|

● Within Normal Range ● Borderline High/Low ● Out of Range



Name

Mrs. DHANASHREE ASHISH SHEWALE
(36 /F)

Swaminarayan Nagar, Off Mumbai-Agra Highway,
Panchvati, Nashik - 422 003.

+91- 253 - 2510250 / 350 / 450 / 550 / 750

www.apollohospitals.com

www.askapollo.com

QFAHN/BILL/003/V1



Date : 24/09/2022

AHC No : NSKAH27743

Package : MediWheel Full Body Health Checkup Female Below 40 Package

TSH: THYROID STIMULATING HORMONE - SERUM 3.0 uIU/mL ● Euthyroid: 0.3 - 4.5 Hypothyroid: 7.1 - >75.0 Pregnancy(All Trimesters):0.2 -3.5

INVESTIGATIONS NOT DONE / NOT YET REPORTED / NOT PART OF PACKAGE(LAB,RADIOLOGY & CARDIOLOGY)

Haematology

STOOL ROUTINE

Histopathology

CERVICAL/VAGINAL SMEAR II SLIDE

UREA - SERUM / PLASMA

| Test Name | Result | Unit | Level | Range |
|--|--------|-------|-------|-------|
| UREA - SERUM / PLASMA | 15 | mg/dL | ● | 15-38 |
| UREA NITROGEN SERUM/PLASMA: (Calculated) | 7 | mg/dL | ● | 7-18 |

URIC ACID - SERUM

| Test Name | Result | Unit | Level | Range |
|-------------------|--------|-------|-------|---------|
| URIC ACID - SERUM | 4.7 | mg/dL | ● | 2.6-6.0 |

LIVER FUNCTION TEST (PACKAGE)

| Test Name | Result | Unit | Level | Range |
|--|--------|-------|-------|---------|
| BILIRUBIN CONJUGATED (DIRECT) - SERUM | 0.1 | mg/dL | ● | 0.0-0.3 |
| BILIRUBIN UNCONJUGATED - SERUM(Calculated) | 0.6 | mg/dL | ● | 0.0-0.7 |

CARDIAC STRESS TEST - (TMT)

TEST IS POSITIVE FOR INDUCIBLE ISCHEMIA

ECG

ULTRASOUND - WHOLE ABDOMEN

No significant abnormality is detected in present study.

Suggest : Clinical correlation.

X-RAY CHEST PA

● Within Normal Range ● Borderline High/Low ● Out of Range

Shevale, Dhanshi
ID:
DOB:
37yr, Female

24-Sep-2022 10:19:52

Vent rate: 47 BPM
PR Int: 132 ms
QRS dur: 77 ms
QT/QTc: 429/394 ms
P-R-T axes: 50 16 9

SINUS BRADYCARDIA
POSSIBLE ANTERIOR MYOCARDIAL INFARCTION (30 ms Q WAVE IN V3/V4, OR R < 0.2 mV IN V4), OF
INDETERMINATE AGE
ABNORMAL ECG
UNCONFIRMED REPORT



H350018213

No Site Name


Site # 0 Cart # 2 Version 2.0.4.0 Sequence #20285 25mm/s 10mm/mV 0.05-40 Hz



Swaminarayan Nagar, Off Mumbai-Agra Highway,
Panchvati, Nashik - 422 003.
+91- 253 - 2510250 / 350 / 450 / 550 / 750
apollonashik@apollohospitals.com
www.askapollo.com



Radiology

Patient Details : Mrs. DHANASHREE ASHISH SHEWALE | Female | 36Yr 9Mth 8Days
UHID : MHN1.0000126031 **Patient Location:** AHC
Patient Identifier: NSKAH27743 
DRN : 222022052 **Completed on :** 24-SEP-2022 17:12
Ref Doctor : Dr. Rajashri Dhongade

ULTRASOUND - WHOLE ABDOMEN

LIVER : Normal in size and measures 15cm. Echotexture is uniform and normal. No I.H.B.D./ focal lesions.

PORTAL VEIN: Normal in size.

GALL BLADDER: Minimally distended.

COMMON BILE DUCT: Normal in size.

PANCREAS : Visualized portion of head and body of pancreas appears normal in size and echotexture. Rest of the pancreas is obscured due to bowel gases.

AORTA, IVC and para aortic areas are normal.

SPLEEN : Normal in size (10.8cm) and echotexture.

KIDNEYS: Both kidneys are normal in site, size and echotexture.

No evidence of calculi/ hydronephrosis.

Right kidney measures: 9.4 x 4.1cm .

Left kidney measures : 10.3 x 3.8 cm.

URINARY BLADDER: Well distended with normal walls.

No evidence of calculi/ growth/ diverticula .

UTERUS: Anteverted. Normal in size and echotexture.

Uterus measures : 2.9 x 4.8 x 7.5 cm.

Combined endometrial thickness is normal and measures 6.1mm.



Swaminarayan Nagar, Off Mumbai-Agra Highway,
Panchvati, Nashik - 422 003.

+91- 253 - 2510250 / 350 / 450 / 550 / 750

apollonashik@apollohospitals.com

www.askapollo.com

QFAHN/BILL/003/V1



Apollo
HOSPITALS
NASHIK

Mrs. DHANASHREE ASHISH SHEWALE

MHN1.0000126031

NSKAH27743

ULTRASOUND - WHOLE ABDOMEN

OVARIES:

Right ovary measures : 2.7 x 1.7 cm.

Left ovary measures : 2.6 x 1.9 cm.

Normal in size and echotexture.

Visualized bowel loops appear grossly normal.

No evidence of any free fluid in the peritoneal cavity.

Impression

No significant abnormality is detected in present study.

Suggest : Clinical correlation.

--- END OF THE REPORT ---

Dr. Samruddhi Sonawane

Consultant - Radiology

Apollo
HOSPITALS
NASHIK




Swaminarayan Nagar, Off Mumbai-Agra Highway,
Panchvati, Nashik - 422 003.
+91- 253 - 2510250 / 350 / 450 / 550 / 750
apollonashik@apollohospitals.com
www.askapollo.com

QFAHN/BILL/003/V1



Radiology

Patient Details : Mrs. DHANASHREE ASHISH SHEWALE | Female | 36Yr 9Mth 8Days
UHID : MHN1.0000126031 **Patient Location:** AHC
Patient Identifier: NSKAH27743 
DRN : 122036844 **Completed on :** 24-SEP-2022 10:18
Ref Doctor : Dr. Rajashri Dhongade

X-RAY CHEST PA

Mild rotation.

Both lung fields are clear.

Costophrenic angles are clear.

Cardiac size and contour are within normal limits.

Rib cage is normal.

Soft tissues are normal.

Breast shadow related artefacts are noted.

Suggest : Clinical correlation and further evaluation.

Impression

--- END OF THE REPORT ---

Dr. Gorakhnath T

CONSULTANT-RADIOLOGY



OPHTHALMOLOGY



Name : Mrs. Dhanshree Shewale Date 24/9/22 UNIT _____
 Occupation : _____ Room No. _____ Out Patient
 Age : 36 Sex : Male Female S/M/W/D Ref. Physician : _____
 Address : Nashik Copies to : _____
 Tel. No. _____

REPORT ON OPHTHALMIC EXAMINATION

HISTORY : _____

PRESENT COMPLAINT : Migraine

PAST HISTORY : DM / HTN / ALLERGY hypertension by 4M

ON EXAMINATION

VISION :

RE 6/6 LE 6/6

| | RIGHT | | | | | LEFT | | | | |
|------|-------|-----|-----|------|----|------|-----|------|----|--|
| | PGP | SPH | CYL | AXIS | VA | SPH | CYL | AXIS | VA | |
| DIST | | | | | | | | | | |
| NEAR | | | | | | | | | | |

AR / Retinoscopy :

| | RIGHT | | | LEFT | | |
|--|----------|-------------|-----------|----------|-----|------|
| | SPH | CYL | AXIS | SPH | CYL | AXIS |
| | <u>+</u> | <u>0.25</u> | <u>60</u> | <u>+</u> | | |

Refraction or Acceptance :

| | RIGHT | | | | | LEFT | | | | |
|------|----------|------------|-----------|------------|----------|------|------|------------|--|--|
| | SPH | CYL | AXIS | VA | SPH | CYL | AXIS | VA | | |
| DIST | <u>+</u> | <u>0.5</u> | <u>60</u> | <u>6/6</u> | <u>+</u> | | | <u>6/6</u> | | |
| NEAR | | | | | | | | | | |


one to

Anterior Segment :


RE

(R) pupil mm

LE



(R) clear



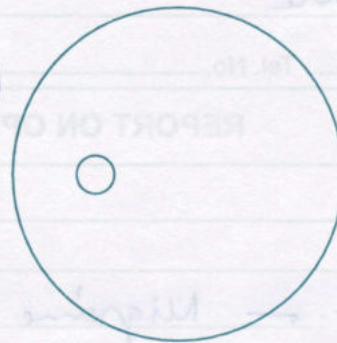
Fundus :

RE

LE



(R) @ 20/20



Diagnosis :

(R) Astigmatism

Advise / Rx:

Tea drop chl

(R) 18m

| LEFT | | | | RIGHT | | | |
|------|------|-----|-----|-------|------|-----|-----|
| VA | AXIS | CYL | SPH | VA | AXIS | CYL | SPH |
| | | | | | | | |
| | | | | | | | |

CONSULTANT OPHTHALMOLOGIST



H Swaminarayan Nagar, Off Mumbai-Agra Highway,
Panchvati, Nashik - 422 003.
+91- 253 - 2510250 / 350 / 450 / 550 / 750
apollonashik@apollohospitals.com
www.askapollo.com

QFAHN/BILL/003/V1



Apollo
HOSPITALS
NASHIK

24/9/22

Mrs. Shenecale

IF-

Dr. Prigulha Patil

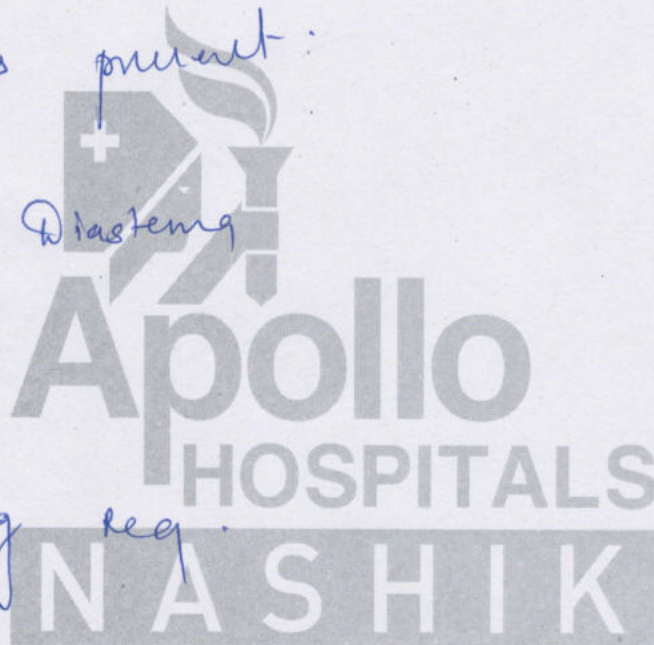
9096986290

- Supra & Subgingival plaque present

- No Caries present

- Midline Diastema

Adv:- Scaling req.



[Handwritten signature]

ID: 000126031

Visit:

37years

Asian

Female

BRUCE

Max HR: 175bpm 102% of max predicted 171bpm

Max BP: 130/70

Reason for Termination: Max HR attained

Comments:

Total Exercise time: 7:35

Maximum workload: 9.4METS

25.0 mm/s

10.0 mm/mV

100hz

Referred by:

Test ind:

Phase Name

Stage Name

Time in Stage

Speed (mph)

Grade (%)

WorkLoad (METS)

HR (bpm)

BP (mmHg)

RPP (x100)

PRETEST

SUPINE

0:43

1.0

56

110/70

62

STANDING

0:13

1.0

57

110/70

63

HYPERVENT

0:17

0.8

0.0

1.0

57

110/70

63

STAGE 1

3:00

1.7

10.0

4.6

131

120/70

199

STAGE 2

3:00

2.5

12.0

7.0

166

130/70

226

STAGE 3

1:35

3.4

14.0

9.4

174

130/70

121

RECOVERY

Post

3:08

1.0

93

130/70

121

TMT Positive for S11

Technician: MEGHA

APOLLO HOSPITAL NASIK

Unconfirmed

MAC55 010B