

Fwd: Health Check up Booking Confirmed Request(bobE18526),Package Code-PKG10000366, Beneficiary Code-302222

Dayalal Patel <dayalalp2016@gmail.com>

Thu 3/28/2024 6:39 PM

To Aimen Complex, Mahasamund,Dhamtari Region <DBMSMD@bankofbaroda.com>

You don't often get email from dayalalp2016@gmail.com. [Learn why this is important](#)

मेल बैंक डोमेन के बाहर से आया है. अगर आप प्रेषक को नहीं जानते तो मेल में दी गयी लिंक पर क्लिक
THIS MAIL IS ORIGINATED FROM OUTSIDE OF THE BANK'S DOMAIN. DO NOT CLICK ON I

----- Forwarded message -----

From: **Mediwheel** <wellness@mediwheel.in>

Date: Tue 26 Mar, 2024, 2:36 PM

Subject: Health Check up Booking Confirmed Request(bobE18526),Package Code-PKG10000366, Beneficiary Code-302222

To: <dayalalp2016@gmail.com>

Cc: <customercare@mediwheel.in>

011-41195959

Dear MR. PATEL DAYALAL,

We are pleased to confirm your health checkup booking request with the following details.

- Hospital Package Name** : Mediwheel Full Body Annual Plus
- Patient Package Name** : Mediwheel Full Body Health Checkup Male Below 40
- Name of Diagnostic/Hospital** : Shree Ram multispeciality Hospital
- Address of Diagnostic/Hospital** : Gate No.1, Basant Vihar, near Railway Under Bridge, Gondwara Chowk, Gudhiyari, Raipur, Chhattisgarh- 492001
- City** : Raipur
- State** : Chhattisgarh
- Pincode** : 492001
- Appointment Date** : 29-03-2024
- Confirmation Status** : Booking Confirmed
- Preferred Time** : 8:00am

3/28/24, 6:42 PM

Mail - Aimen Complex, Mahasamund, Dhamtari Region - Outlook

Booking Status : Booking Confirmed .

Member Information		
Booked Member Name	Age	Gender
MR. PATEL DAYALAL	35 year	Male

Note - Please note to not pay any amount at the center.

Instructions to undergo Health Check:

- Please ensure you are on complete fasting for 10-To-12-Hours prior to check.
- During fasting time do not take any kind of medication, alcohol, cigarettes, tobacco or any other liquids (except Water) in the morning.
- Bring urine sample in a container if possible (containers are available at the Health Check centre).
- Please bring all your medical prescriptions and previous health medical records with you.
- Kindly inform the health check reception in case if you have a history of diabetes and cardiac problems.

For Women:

- Pregnant Women or those suspecting are advised not to undergo any X-Ray test.
- It is advisable not to undergo any Health Check during menstrual cycle.

Request you to reach half an hour before the scheduled time.

In case of further assistance, Please reach out to Team Mediwheel.

Thanks,
Mediwheel Team
Please Download Mediwheel App

You have received this mail because your e-mail ID is registered with **Arcofemi Healthcare Limited** This is a system-generated e-mail please don't reply to this message.

Please visit to our **Terms & Conditions** for more informaion. [Click here](#) to unsubscribe.

© 2024 - 25 Arcofemi | All Rights Reserved




भारत सरकार
Government of India

भारतीय विशिष्ट पहचान प्राधिकरण
Unique Identification Authority of India

नामांकन क्रम/ Enrolment No.: 2084/59047/01731

श्री
दयालाल पटेल
Dayalal Patel
C/O Mayadhar Patel,
0,
ward no - 17,
near kusha bhau thakre gardan,
wardman nagar,
VTC: Bemcha,
PO: Bemcha,
Sub District: Mahasamund,
District: Mahasamund,
State: Chhattisgarh,
PIN Code: 493445,
Mobile: 9131990873



आपका आधार क्रमांक / Your Aadhaar No. :

5143 6387 3056

VID : 9196 8210 1295 5687

मेरा आधार, मेरी पहचान

भारत सरकार
Government of India



दयालाल पटेल
Dayalal Patel
जन्म तिथि/DOB: 09/07/1988
पुरुष/ MALE

आधार पहचान का प्रमाण है, नागरिकता या जन्मतिथि का नहीं।
इसका उपयोग सत्यापन (ऑनलाइन प्रमाणीकरण, या क्यूआर कोड/
ऑफलाइन एक्सएमएल की स्कैनिंग) के साथ किया जाना चाहिए।
Aadhaar is proof of identity, not of citizenship
or date of birth. It should be used with verification (online
authentication, or scanning of QR code / offline XML).

5143 6387 3056

मेरा आधार, मेरी पहचान



सूचना / INFORMATION

- आधार पहचान का प्रमाण है, नागरिकता या जन्मतिथि का नहीं। जन्मतिथि आधार नंबर धारक द्वारा प्रस्तुत सूचना और विनियमों में विनिर्दिष्ट जन्मतिथि के प्रमाण के दस्तावेज पर आधारित है।
- इस आधार पत्र को यूआईडीएआई द्वारा नियुक्त प्रमाणीकरण एजेंसी के जरिए ऑनलाइन प्रमाणीकरण के द्वारा सत्यापित किया जाना चाहिए या ऐप स्टोर में उपलब्ध एमआधार या आधार क्यूआर कोड स्कैनर ऐप से क्यूआर कोड को स्कैन करके या www.uidai.gov.in पर उपलब्ध सुरक्षित क्यूआर कोड रीडर का उपयोग करके सत्यापित किया जाना चाहिए।
- आधार विशिष्ट और सुरक्षित है।
- पहचान और पते के समर्थन में दस्तावेजों को आधार के लिए नामांकन की तारीख से प्रत्येक 10 वर्ष में कम से कम एक बार आधार में अपडेट कराना चाहिए।
- आधार विभिन्न सरकारी और गैर-सरकारी फायदों/सेवाओं का लाभ लेने में सहायता करता है।
- आधार में अपना मोबाइल नंबर और ईमेल आईडी अपडेट रखें।
- आधार सेवाओं का लाभ लेने के लिए एमआधार ऐप डाउनलोड करें।
- आधार/बायोमेट्रिक्स का उपयोग न करने के समय सुरक्षा सुनिश्चित करने के लिए आधार/बायोमेट्रिक्स लॉक/अनलॉक सुविधा का उपयोग करें।
- आधार की मांग करने वाले सहमति लेने के लिए बाध्य हैं।
- Aadhaar is proof of identity, not of citizenship or date of birth (DOB), DOB is based on information supported by proof of DOB document specified in regulations, submitted by Aadhaar number holder.
- This Aadhaar letter should be verified through either online authentication by UIDAI-appointed authentication agency or QR code scanning using mAadhaar or Aadhaar QR Scanner app available in app stores or using secure QR code reader app available on www.uidai.gov.in
- Aadhaar is unique and secure.
- Documents to support identity and address should be updated in Aadhaar after every 10 years from date of enrolment for Aadhaar.
- Aadhaar helps you avail of various Government and Non-Government benefits/services
- Keep your mobile number and email id updated in Aadhaar.
- Download mAadhaar app to avail of Aadhaar services.
- Use the feature of Lock/Unlock Aadhaar/biometrics to ensure security when not using Aadhaar/biometrics.
- Entities seeking Aadhaar are obligated to seek consent.



भारतीय विशिष्ट पहचान प्राधिकरण
Unique Identification Authority of India



श्री
C/O मायाधर पटेल, 0, बॉर्ड नं - 17, कुशा भाउ ठाकरे
गार्डन के पास, बोधमन नगर, बेमचा, बेमचा, महारामुन्द,
छत्तीसगढ़ - 493445

Address:
C/O Mayadhar Patel, 0, ward no - 17, near
Kusha bhau thakre gardan, wardman nagar,
Bemcha, PO: Bemcha, DIST: Mahasamund,
Chhattisgarh - 493445



5143 6387 3056

VID : 9196 8210 1295 5687

1947 | help@uidai.gov.in | www.uidai.gov.in

Patel 9131990873

www.yamail.com 0404 79





Shree Ram Multispeciality Hospital (SRMH)

Lokah Samasta Sukhino Bhavantu

OPD - ID : 020240000749 PT. TYPE : NEW REGISTRATION
UH-ID : SRMH-24032279 PRINT DATE : 29-03-2024 / 10:19:38 TOKEN NO. : 3

PATIENT NAME	: DAYALAL PATEL	DEPARTMENT	: ENT	
AGE / SEX	: 35-Y 8-M 20-D / MALE	CONSULT-DATE	: 29-Mar-2024 - 09:59 AM	
DOB	: 09-07-1988	COMPANY NAME	: MEDIWHEEL FULL BODY ANNUAL PLUS	
MOB-NO	: 9131990873	OPD PAID FEE	: 0.00	
GUARDIAN NAME	: S/o MAYADHAR PATEL			
ADDRESS	: WARD NO 17 NEAR KUSHABHAU THAKRE, MAHASAMUND, CG			
Weight :	Temp :	B.P. :	Pulse :	SPO2 :

Please indicate whether you are presently suffering from any one of the following symptoms:

Ears, Nose, Mouth, Throat

Ear pain	0	0
Ear itch	0	0
Ear drainage	0	0
Dizziness/ Loss of balance	0	0
Loss of Hearing	0	0
Popping Noise	0	0
Tinnitus	0	0
Nosebleeds	0	0
Post-nasal Drip	0	0
Sinus pain	0	0
Sinus pressure	0	0
Nasal congestion	0	0
Loss of smell/taste	0	0
Hoarseness	0	0
Sore Throat	0	0
Throat tickle	0	0
Dry Mouth / Throat	0	0
Throat clearing	0	0
Snoring	0	0

At present No active intervention Required in this case.

Dr. S Present chief complaints:-

Dr. Signature



📍 Near Railway Under Bridge, Basant Vihar Gate No. 1, Gondwara Chowk, Gudhiyari, Raipur (Chhattisgarh)

☎ 0771-43 43 161, 0771-43 40 162, 📞 8404 8404 79

✉ shreeramhospital.op@gmail.com 🌐 www.srmhraipur.com

24x7
Emergency
Services





Shree Ram Multispeciality Hospital (SRMH)

Lokah Samasta Sukhino Bhavantu

OPD - ID : 020240000749 PT. TYPE : NEW REGISTRATION
 UH-ID : SRMH-24032279 PRINT DATE : 29-03-2024 / 10:19:38 TOKEN NO. : 3

PATIENT NAME	: DAYALAL PATEL	DEPARTMENT	: DENTAL
AGE / SEX	: 35-Y B-M 20-D / MALE	CONSULT-DATE	: 29-Mar-2024 - 09:59 AM
DOB	: 09-07-1988	COMPANY NAME	: MEDIWHEEL FULL BODY ANNUAL PLUS
MOB-NO	: 9131990873	OPD PAID FEE	: 0.00
GUARDIAN NAME	: S/o MAYADHAR PATEL		
ADDRESS	: WARD NO 17 NEAR KUSHABHIAU TIAKRE, MAHASAMUND, CG		

Weight : Temp : B.P. : Pulse : SPO2 :

Please indicate whether you are presently suffering from anyone of the following symptoms:


Oral Health Status:

- Yes No Dental Sealants Present on Permanent Molars
- Yes No Caries Experience / Restoration History : A filling (Temporary / Permanent) OR a Tooth that is missing because it was extracted as a result of caries .
- Yes No Untreated Caries/ Open Treatment Plan
- Yes No Urgent Treatment: abscess, Nerve Exposure, Advanced Disease State, Signs of Symptoms that include pain/ infection / swelling

Treatment Needs:

- Restorative Care- Fillings, crowns, etc.
- Preventative Care-prophylaxis, sealants, fluoride Treatment
- Sedation / Surgery Needs to Complete Treatment

Present chief complaints:- *No Active dental intervention required*

Dr. Signature  



Shree Ram Multispeciality Hospital (SRMH)

L o k a h S a m a s t a S u k h i n o B h a v a n t u

EXAMINATION OF EYES:- (BY OPHTHALMOLOGIST)

Patient Name Dayalul Patel

Date 29/03/24

Sex/ Age 357/M

UHID.....

EXTERNAL EXAMINATION				
SQUINT		No		
NYSTAGMUS				
COLOUR VISION		Normal		
FUNDUS : (RE):-		WNL	(LE):- WNL	
INDIVIDUAL COLOUR IDENTIFICATION		Green -		
DISTANT VISION:(RE):-		6/6	(LE):- 6/6	
NEAR VISION:(RE):-		N6	(LE):- N6	
NIGHT BLINDNESS		NAD		
	SPH	CYL	AXIS	ADD
RIGHT	/			
LEFT				
REMARKS:-				

SHREE RAM MULTISPECIALITY HOSPITAL
RAIPUR
Ally

Near Railway Under Bridge, Basant Vihar Gate No. 1, Gondwara Chowk, Gudhiyari, Raipur (Chhattisgarh)

☎ 0771-43 43 161, 0771-43 40 162, 📞 8404 8404 79
✉ shreeramhospital.op@gmail.com 🌐 www.srmhraipur.com





Shree Ram Multispeciality Hospital (SRMH)

Lokah Samasta Sukhino Bhavantu

OPD - ID : 020240000749	PT. TYPE : NEW REGISTRATION	TOKEN NO. : 3
UH-ID : SRMH-24032279	PRINT DATE : 29-03-2024 / 10:03:25	
PATIENT NAME : DAYALAL PATEL	DEPARTMENT : MEDICINE	
AGE / SEX : 35-Y 8-M 20-D / MALE	CONSULTANT : DR. AJIT KUMAR	
DOB : 09-07-1988	CONSULT-DATE : 29-Mar-2024 - 09:59 AM	
MOB-NO : 9131990873	COMPANY NAME : MEDIWHEEL FULL BODY ANNUAL PLUS	
GUARDIAN NAME : S/o MAYADHAR PATEL	OPD PAID FEE : 0.00	
ADDRESS : WARD NO 17 NEAR KUSHABHAU THAKRE, MAHASAMUND, CG		
Weight : 57 kg Temp : 96.7 kg B.P. 96/51 Pulse : 73 b/m SPO2 : 96 %		




go. Generalized Checkup.

H/O - NO DM. NO HTN. NO Thyroid

R - Rt shoulder plating an.

pt. is fit.



FOLLOW-UP DATE :

ADVICE FOR ADMISSION YES NO

Near Railway Under Bridge, Basant Vihar Gate No. 1, Gondwara Chowk, Gudhiyari, Raipur (Chhattisgarh)

☎ 0771-43 43 161, 0771-43 40 162, 📠 8404 8404 79

✉ shreeramhospital.op@gmail.com 🌐 www.srmhraipur.com

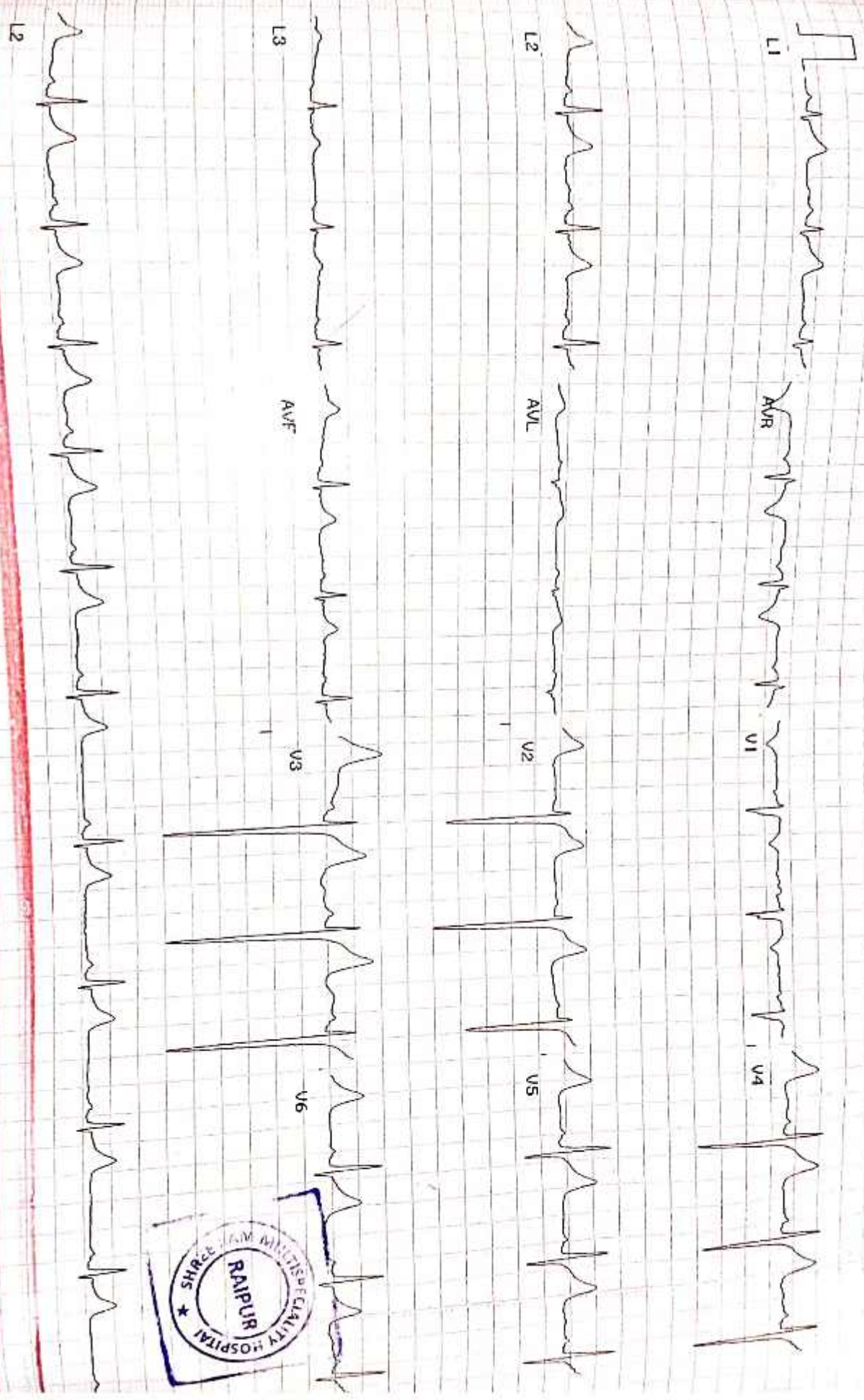


MR Dayalal Patel
M 35Y 057K9
10:29 AM
29/03/2024

AUTO 12LS BLC-V
25 mm/s
10mm/mV
0.1 - 35Hz
50Hz ReJ-V

P	=	57	ms	QT/QTc	=	96%
QRS	=	70	ms	QT/RR	=	36%
PR	=	127	ms	QRS axis	=	72°
QT	=	337	ms	P axis	=	26°
QTc	=	351	ms	T axis	=	43°

To be clinically correlated: HR = 65bpm
Normal ECG



Dr. Dr. ajit kumar

Ref By



Shree Ram Multispeciality Hospital (SRMH)

L o k a h S a m a s t a S u k h i n o B h a v a n t u

PT. NAME : DAYALAL PATEL
MOBILE NO : 9131990873
DOCTOR : DR. AJIT KUMAR
REFERRED BY : SELF

AGE / SEX : 35/MALE
UH ID NO. : SRMH-24032279
COLLECTION : 29-03-2024
REPORTING : 29-Mar-2024

TEST NO
435

HAEMATOLOGY

TEST NAME	RESULT	UNIT	NORMAL VALUES
CBC (COMPLETE BLOOD COUNT)			
HAEMOGLOBIN (Hb)	14.9	gm/dL	13.5 - 17.5
TOTAL RBC COUNT	5.19	Million/cumm	4.5 - 5.9
HAEMATOCRIT (PCV)	44.7	%	41.5 - 50.4
RBC INDICES			
MCV	87.7	f l	78 - 96
MCH	28.7	pg	27 - 32
MCHC	32.7	%	33 - 37
RDW	13.5	%	11 - 16
TOTAL WBC COUNT (TLC)	10000	/cumm	4000 - 11000
DIFFERENTIAL COUNT			
Neutrophils	56	%	40 - 70
Lymphocytes	36	%	22 - 48
Eosinophils	03	%	0 - 6
Monocytes	05	%	0 - 8
Basophils	00	%	00 -
PLATELET COUNT	2.16	/μL	1.50 - 4.50
PCT	0.19	%	0.10 - 0.28
MPV(MEAN PLATELET VOLUME)	9.2	fL	8 - 11
PDW	11.6	%	11 - 18



-- End Of Report --

LAB TECHNICIAN

Dr. Dhananjay Prasad
(MD PATHOLOGY)

Note : This Report is not for medicolegal purpose

Ⓧ Near Railway Under Bridge, Basant Vihar Gate No. 1, Gondwara Chowk,
Gudhiyari, Raipur (Chhattisgarh)

☎ 0771-43 43 161, 0771-43 40 162, 📞 8404 8404 79

✉ shreeramhospital.op@gmail.com 🌐 www.srmhraipur.com





Shree Ram Multispeciality Hospital (SRMH)

Lokah Samasta Sukhino Bhavantu

PT. NAME : DAYALAL PATEL
MOBILE NO : 9131990873
DOCTOR : DR. AJIT KUMAR
REFERRED BY : SELF

AGE / SEX : 35/MALE
UH ID NO : SRMH-24032279
COLLECTION : 29-03-2024
REPORTING : 29-Mar-2024
TEST NO : 435

HAEMATOLOGY

TEST NAME	RESULT	UNIT	NORMAL VALUES
ESR (ERYTHROCYTE SEDIMENTATION RATE)			
ESR	15	mm after 1 hrr	0 - 20

-- End Of Report --

LAB TECHNICIAN

Note : This Report is not for medicolegal purpose



Dr. Dhananjay Prasad

Dr. Dhananjay Prasad
(MD PATHOLOGY)

Near Railway Under Bridge, Basant Vihar Gate No. 1, Gondwara Chowk,
Gudhiyari, Raipur (Chhattisgarh)

☎ 0771-43 43 161, 0771-43 40 162, 📠 8404 8404 79

✉ shreeramhospital.op@gmail.com 🌐 www.srmhraipur.com



✉ shreeramhospital.op@gmail.com 🌐 www.srmhraipur.com





Shree Ram Multispeciality Hospital (SRMH)

Lokah Samasta Sukhino Bhavantu

PT. NAME : DAYALAL PATEL
MOBILE NO : 9131990873
DOCTOR : DR. AJIT KUMAR
REFERRED BY : SELF

AGE / SEX : 35/MALE
UH ID NO : SRMH-24032279
COLLECTION : 29-03-2024
REPORTING : 29-Mar-2024

TEST NO
435

HAEMATOLOGY

TEST NAME	RESULT	UNIT	NORMAL VALUES
BLOOD GROUPING AND RH TYPING			
BLOOD GROUP	"A"	-	-
RH FACTOR	POSITIVE	-	-

-- End Of Report --



LAB TECHNICIAN

Note : This Report is not for medicolegal purpose

Dr. Dhananjay Prasad
(MD PATHOLOGY)

📍 Near Railway Under Bridge, Basant Vihar Gate No. 1, Gondwara Chowk,
Gudhiyari, Raipur (Chhattisgarh)

☎ 0771-43 43 161, 0771-43 40 162, 📞 8404 8404 79

✉ shreeramhospital.op@gmail.com 🌐 www.srmhraipur.com

24/7
EMERGENCY
SERVICE





Shree Ram Multispeciality Hospital (SRMH)

Lokah Samasta Sukhino Bhavantu

PT. NAME : DAYALAL PATEL
MOBILE NO : 9131990873
DOCTOR : DR. AJIT KUMAR
REFERRED BY : SELF

AGE / SEX : 35/MALE
UH ID NO : SRMH-24032279
COLLECTION : 29-03-2024
REPORTING : 29-Mar-2024
TEST NO : 435

BIOCHEMISTRY

TEST NAME	RESULT	UNIT	NORMAL VALUES
BLOOD SUGAR - FASTING AND PP			
BLOOD SUGAR FASTING	88.4	mg/dL	60 - 120
BLOOD SUGAR PP	93.6	mg/dL	80 - 140

-- End Of Report --

LAB TECHNICIAN

Note : This Report is not for medicolegal purpose



Dr. Dhananjay Prasad
(MD PATHOLOGY)

Near Railway Under Bridge, Basant Vihar Gate No. 1, Gondwara Chowk,
Gudhiyari, Raipur (Chhattisgarh)

☎ 0771-43 43 161, 0771-43 40 162, 📠 8404 8404 79

✉ shreeramhospital.op@gmail.com 🌐 www.srmhraipur.com





Shree Ram Multispeciality Hospital (SRMH)

Lokah Samasta Sukhino Bhavantu

PT NAME	DAYALAL PATEL	AGE / SEX	35/MALE	TEST NO
MOBILE NO	9131990873	UH ID NO	SRMH-24032279	435
DOCTOR	DR. AJIT KUMAR	COLLECTION	29-03-2024	
REFERRED BY	SELF	REPORTING	29-Mar-2024	

CLINICAL PATHOLOGY

TEST NAME	RESULT	UNIT	NORMAL VALUES
URINE SUGAR FASTING AND PP			
URINE SUGAR - FASTING	Absent		Absent -
URINE SUGAR - PP	Absent		Absent -

-- End Of Report --



LAB TECHNICIAN

Dr. Dhananjay Prasad
(MD PATHOLOGY)

Note : This Report is not for medicolegal purpose

📍 Near Railway Under Bridge, Basant Vihar Gate No. 1, Gondwara Chowk,
Gudhiyari, Raipur (Chhattisgarh)

☎ 0771-43 43 161, 0771-43 40 162, 📠 8404 8404 79
✉ shreeramhospital.op@gmail.com 🌐 www.srmhraipur.com





Shree Ram Multispeciality Hospital (SRMH)

Lokah Samasta Sukhino Bhavantu

PT NAME : DAYALAL PATEL
MOBILE NO : 9131990873
DOCTOR : DR. AJIT KUMAR
REFERRED BY : SELF

AGE / SEX : 35/MALE
UH ID NO. : SRMH-24032279
COLLECTION : 29-03-2024
REPORTING : 29-Mar-2024
TEST NO : 435

BIOCHEMISTRY

TEST NAME	RESULT	UNIT	NORMAL VALUES
HBA1c (GLYCOSYLATED HEAMOGLOBIN)			
HBA1c	4.47	%	Normal Range : <6% - Good Control : 6 - 7% - Fair Control : 7 - 8% - Unsatisfactory Control : 8-10% - Poor Control : >10% -
Estimated average plasma glucose	81.8	mg/dl	80 - 120

Interpretation: As per American Diabetes Association(ADA)

Non diabetic adults >= 18 years	<5.7
At risk (prediabetes)	5.7 - 6.4
Diagnosing Diabetes	>= 6.5
Therapeutic goals for glycemic control	Good of Therapy > 19 years - <7.0 <19 years - <7.5

NOTE:

- HbA1c reflects long term fluctuations in the blood glucose concentration
- A diabetic patient who is recently under good control may still have a high concentration of HbA1c. Converse is true for a diabetic previously under good control but now poorly controlled

Significance of Test:

HbA1c provides an index of average blood glucose levels over the past 8-12 weeks and is a much better indicator of long term glycemic control as compared to blood and urinary glucose determinations

-- End Of Report --



Dr. Dhananjay Prasad
(MD PATHOLOGY)

LAB TECHNICIAN

Note : This Report is not for medicolegal purpose

Near Railway Under Bridge, Basant Vihar Gate No. 1, Gondwara Chowk,
Gudhiyari, Raipur (Chhattisgarh)

☎ 0771-43 43 161, 0771-43 40 162, 📞 8404 8404 79
✉ shreeramhospital.op@gmail.com 🌐 www.srmhraipur.com





Shree Ram Multispeciality Hospital (SRMH)

Lokah Samasta Sukhino Bhavantu

PT. NAME : DAYALAL PATEL
MOBILE NO : 9131990873
DOCTOR : DR. AJIT KUMAR
REFERRED BY : SELF

AGE / SEX : 35/MALE
UH ID NO. : SRMH-24032279
COLLECTION : 29-03-2024
REPORTING : 29-Mar-2024

TEST NO
435

BIOCHEMISTRY

TEST NAME


RESULT

UNIT

NORMAL VALUES

LIPID PROFILE

TEST NAME	RESULT	UNIT	NORMAL VALUES
CHOLESTEROL	218.6	mg / dl	150 - 220
SERUM TRIGLYCERIDE	194.2	mg / dl	60 - 165
HDL	34.4	mg / dl	35 - 80
LDL	145.36	mg/dL	90 - 160
VLDL	38.84	mg/dl	20 - 50
CHOLESTEROL / HDL RATIO	6.35	mg/dl	3.5 - 5.5
LDL/HDL Ratio	4.23	mg/dl	2.5 - 3.5
TRIGLYCERIDES/HDL RATIO	5.65	mg/dl	2.0 - 4.0



-- End Of Report --

LAB TECHNICIAN

Note : This Report is not for medicolegal purpose

Dr. Dhananjay Prasad
(MD PATHOLOGY)

📍 Near Railway Under Bridge, Basant Vihar Gate No. 1, Gondwara Chowk,
Gudhiyari, Raipur (Chhattisgarh)

☎ 0771-43 43 161, 0771-43 40 162, 📞 8404 8404 79

✉ shreeramhospital.op@gmail.com 🌐 www.srmhraipur.com





Shree Ram Multispeciality Hospital (SRMH)

L o k a h S a m a s t a S u k h i n o B h a v a n t u

PT. NAME : DAYALAL PATEL
MOBILE NO : 9131990873
DOCTOR : DR. AJIT KUMAR
REFERRED BY : SELF

AGE / SEX : 35/MALE
UH ID NO. : SRMH-24032279
COLLECTION : 29-03-2024
REPORTING : 29-Mar-2024
TEST NO : 435

BIOCHEMISTRY

TEST NAME	RESULT	UNIT	NORMAL VALUES
LIVER FUNCTION TEST (LFT)			
BILIRUBIN TOTAL	0.46	mg/dL	0.2 - 1
BILIRUBIN DIRECT	0.22	mg / dl	0.1 - 0.6
BILIRUBIN INDIRECT	0.24	mg / dl	0.1 - 0.4
SGOT	35.2	U / L	10 - 55
SGPT	31.5	U / L	0 - 40
ALKALINE PHOSPHATASE	188.6	U / L	0 - 270
TOTAL PROTEIN	6.57	g / dl	6 - 8
ALBUMIN	3.69	g/dl	3.5 - 5.0
GLOBULIN	2.88	g / dl	2 - 3.5
A/G RATIO	0.81	g/dl	1 - 2.5

Clinical Significance:

Alanine transaminase (ALT)
ALT is an enzyme found in the liver that helps your body metabolize protein. When the liver is damaged, ALT is released into the bloodstream and levels increase.

Aspartate transaminase (AST)
AST is an enzyme that helps metabolize alanine, an amino acid. Like ALT, AST is normally present in blood at low levels. An increase in AST levels may indicate liver damage or disease or muscle damage.

Alkaline phosphatase (ALP)
ALP is an enzyme in the liver, bile ducts and bone. Higher-than-normal levels of ALP may indicate liver damage or disease, such as a blocked bile duct, or certain bone diseases.

Albumin and total protein
Albumin is one of several proteins made in the liver. Your body needs these proteins to fight infections and to perform other functions. Lower-than-normal levels of albumin and total protein might indicate liver damage or disease.

Bilirubin
Bilirubin is a substance produced during the normal breakdown of red blood cells. Bilirubin passes through the liver and is excreted in stool. Elevated levels of bilirubin (jaundice) might indicate liver damage or disease or certain types of anemia.



-- End Of Report --

LAB TECHNICIAN

Note : This Report is not for medicolegal purpose

Dr. Dhananjay Prasad
Dr. Dhananjay Prasad
(MD PATHOLOGY)

📍 Near Railway Under Bridge, Basant Vihar Gate No. 1, Gondwara Chowk,
Gudhiyari, Raipur (Chhattisgarh)

☎ 0771-43 43 161, 0771-43 40 162, 📠 8404 8404 79
✉ shreeramhospital.op@gmail.com 🌐 www.srmhraipur.com

24/7
Emergency
Services



www.srmhraipur.com



Shree Ram Multispeciality Hospital (SRMH)

Lokah Samasta Sukhino Bhavantu

PT. NAME : DAYALAL PATEL
MOBILE NO : 9131990873
DOCTOR : DR. AJIT KUMAR
REFERRED BY : SELF

AGE / SEX : 35/MALE
UH ID NO : SRMH-24032279
COLLECTION : 29-03-2024
REPORTING : 29-Mar-2024
TEST NO : 435

BIOCHEMISTRY

TEST NAME	RESULT	UNIT	NORMAL VALUES
CREATININE			
CREATININE	0.99	mg / dl	0.6 - 1.2

-- End Of Report --



Dr. Dhananjay Prasad
(MD PATHOLOGY)

LAB TECHNICIAN

Note : This Report is not for medicolegal purpose

📍 Near Railway Under Bridge, Basant Vihar Gate No. 1, Gondwara Chowk,
Gudhiyari, Raipur (Chhattisgarh)

☎ 0771-43 43 161, 0771-43 40 162, 📞 8404 8404 79

✉ shreeramhospital.op@gmail.com 🌐 www.srmhraipur.com



www.srmhraipur.com



Shree Ram Multispeciality Hospital (SRMH)

Lokah Samasta Sukhino Bhavantu

PT NAME : DAYALAL PATEL
MOBILE NO : 9131990873
DOCTOR : DR. AJIT KUMAR
REFERRED BY : SELF

AGE / SEX : 35/MALE
UH ID NO : SRMH-24032279
COLLECTION : 29-03-2024
REPORTING : 29-Mar-2024

TEST NO
435

BIOCHEMISTRY

TEST NAME	RESULT	UNIT	NORMAL VALUES
URIC ACID			
URIC ACID	5.98	mg/dL	3.6 - 7.7

-- End Of Report --



Dr. Dhananjay Prasad
(MD PATHOLOGY)

LAB TECHNICIAN

Note : This Report is not for medicolegal purpose

📍 Near Railway Under Bridge, Basant Vihar Gate No. 1, Gondwara Chowk, Gudhiyari, Raipur (Chhattisgarh)

☎ 0771-43 43 161, 0771-43 40 162, 📠 8404 8404 79

✉ shreeramhospital.op@gmail.com 🌐 www.srmhraiipur.com

24/7
Emergency
SERVICE





Shree Ram Multispeciality Hospital

Lokah Samasta Sukhino Bhavantu



MR. DAYALAL PATEL

Sample Collected At :

Registered : 29 Mar,24 11:46 AM

Age: 35 Years

Ref By : DR. AJIT KUMAR

Collected : 29 Mar,24 11:52 AM

Sex: Male

Reported : 30 Mar,24 5:45 PM

GAMAMA GLUTAMYL TRANSFERASE (GGT)

INVESTIGATION	RESULT	REFERENCE VALUE	UNIT
GAMMA – GLUTAMYL TRANSFERASE (GGT) , SERUM	16.30	12.00-18.00	U/L

GENDER -	NORMAL RANGE(U/L)
MALE -	12.00-18.00
FEMALE -	6.00-29.00

COMMENTS:-

Gamma – Glutamyl Transferase (Ggt) Is An Enzyme That Is Found In Many Organs Throughtout The Body , With The Highest Concentrations Found In The Liver .Ggt Is Elevated In The Blood In Most Diseases That Cause Damage To The Liver Or Bile Ducts ,This Test Measures The Level Of Ggt In A Blood Samle.



DR. DHANANJAY PRASAD
(Signature)
(MD Pathology)

📍 Near Railway Under Bridge, Basant Vihar Gate No. 1, Gondwara Chowk,
Gudhiyari, Raipur (Chhattisgarh)

☎ 0771 - 4343161, 0771-4340162 📧 shreeramhospital.op@gmail.com

📧 shreeramhospital.op@gmail.com 🌐 www.srmhraipur.com





Shree Ram Multispeciality Hospital

Lokah Samasta Sukhino Bhavantu



MR. DAYALAL PATEL

Age: 35 Years

Sex: Male

Sample Collected At:

Ref. By: DR. AJIT KUMAR

Registered: 29 Mar, 24 12:16 PM

Collected: 29 Mar, 24 12:21 PM

Reported: 30 Mar, 24 09:30 AM

BUN / Creatinine Ratio PANAL

Investigation	Observed Value	Unit	Biological Reference Interval
BUN			
BUN	14.13	mg/dL	7.00 - 20.00
Serum Creatinine	0.99	mg/dL	0.55 - 1.20
BUN / Creatinine Ratio	14.27		10:1 - 20:1

Blood urea nitrogen (BUN) is a waste product produced when the liver breaks down protein. The kidneys then filter it out of the blood and eliminate it through urine. Creatinine is a waste product created by the breakdown of phosphocreatine, a molecule stored in muscle tissue. The kidneys filter creatinine from the blood, and its levels in the body reflect the efficiency of the kidney's excretory function. therefore, BUN and creatinine are useful markers in assessing kidney health because they help doctors evaluate the kidney's filtration rate.



Dr. D. Prasad
M.D.(Pathologist)

📍 Near Railway Under Bridge, Basant Nagar Gate No. 1, Gondwara Chowk,
Gudhiyari, Raipur (Chhattisgarh)

☎ 0771 - 4343161, 0771-4340162 📧 shreeramhospital.op@gmail.com



Shree Ram Multispeciality Hospital (SRMH)

Lokah Samasta Sukhino Bhavantu

MR. DAYALAL PATEL

Age: 35 Years

Sex: Male

Sample Collected At:

Ref. By: DR. AJIT KUMAR

Registered: 29 Mar, 24 11:20 PM

Collected: 29 Mar, 24 11:27 PM

Reported: 29 Mar, 24 05:51 PM

TFT

Thyroid Function Test (TFT)

Investigation	Observed Value	Unit	Biological Reference Interval
THYROID SERUM HORMONS			
Serum Triiodothyronine (T3)	0.90	ng/mL	0.89 - 1.87
Serum thyroxine (T4)	10.44	ug/dL	5.1 - 14.28
Thyroid Stimulating Hormone (TSH)	2.16	µIU/mL	0.66 - 5.67

Comments:-

- (i) Ethnicity, iodine intake, gender, age, body mass index and Exercise influences the reference range of Thyroid hormones and serum TSH concentrations.
- (ii) Changes in Thyroid Hormones (especially T3) and TSH may be seen as early as 24 hours after the onset of non-thyroidal illness. (Poor nutrition/starvation, sepsis, burns, malignancy, myocardial infarction, post-surgery, and with chronic liver and renal disease)
- (iii) Serum total T4 and T3 concentrations increase to approximately 150% of non-pregnant values – this occurs during the first half of pregnancy and is maintained thereafter until parturition. Free T4 concentrations also change during pregnancy; in the first trimester a transient rise is often observed.
- (iv) Measurement of FT4 and FT3 is best avoided in patients receiving heparin therapy. (When indicated, blood sample should be taken 10 hours after the last injection of heparin, and analyzing it without delay, can reduce the risk of artifactual hyperthyroxinaemia.)
- (v) Phenytoin, carbamazepine and furosemide cause artifactual increase in free T4 (FT4) and decrease in total T4.



Dr. D. Prasad
M.D. (Pathologist)

Head of Report
Near Railway Under Bridge, Beant Vihar Gate No. 1, Gondwara Chowk,
Gudhiyari, Raipur (Chhattisgarh)

☎ 0771-43 43 161, 0771-43 40 162, 📞 8404 8404 79

✉ shreeramhospital.op@gmail.com 🌐 www.srmhraipur.com





Shree Ram Multispeciality Hospital (SRMH)

Lokah Samasta Sukhino Bhavantu

PT. NAME : DAYALAL PATEL
MOBILE NO : 9131990873
DOCTOR : DR. AJIT KUMAR
REFERRED BY : SELF

AGE / SEX : 35/MALE
UH ID NO. : SRMH-24032279
COLLECTION : 29-03-2024
REPORTING : 29-Mar-2024

TEST NO
435

CLINICAL PATHOLOGY

TEST NAME	RESULT	UNIT	NORMAL VALUES
URINE ROUTINE AND MICROSCOPY			
PHYSICAL EXAMINATION			
QUANTITY	20	ml	-
COLOUR	Yellow		Pale Yellow -
APPEARANCE	S.Turbid		Clear -
REACTION	Acitic		Acitic -
CHEMICAL EXAMINATION			
ALBUMIN	Absent		Absent -
SUGAR	Absent		Absent -
KETONE	Absent		Absent -
BILE SALT	Absent		Absent -
BILE PIGMENT	Absent		Absent -
MICROSCOPIC EXAMINATION			
PUS CELLS	6-8	/hpf	2 - 5
EPITHELIAL CELLS	3-5	/hpf	1 - 5
RBC	Nil	/hpf	0 - 3
CAST	Nil	/lpf	Nil -
YEAST	Nil		Nil -
CRYSTAL	Present	/lpf	Nil -
Bacteria	Nil		Nil -
OTHERS	-		-



-- End Of Report --

LAB TECHNICIAN

Note : This Report is not for medicolegal purpose

Dr. Dhananjay Prasad
(MD PATHOLOGY)

📍 Near Railway Under Bridge, Basant Vihar Gate No. 1, Gondwara Chowk,
Gudhiyari, Raipur (Chhattisgarh)

☎ 0771-43 43 161, 0771-43 40 162, 📞 8404 8404 79

✉ shreeramhospital.op@gmail.com 🌐 www.srmhraipur.com





Shree Ram Multispeciality Hospital (SRMH)

L o k a h S a m a s t a S u k h i n o B h a v a n t u

ECHOCARDIOGRAPHY REPORT

Name	Mr. Daya Lal Patel	Age / Sex	35 years / Male
Date	29-03-2024	UHID no	24032279

PULMOANRY VELOCITY ; 0.55 m/s

AORTIC VELOCITY: 0.65 m/s

TRICUSPID VELOCITY ; 1.59 m/s

PASP : 15 mmHg + RAP

M-Measurement Value

Aorta	2.6	LVEDD	3.9
LA	2.9	IVSD	0.9
LVEF	>60%	LVPWD	0.9

FINAL IMPRESSION

- Normal Cardiac Chambers & Dimension
- NO RWMA
- Normal LV Systolic Function
- LVEF >60%
- Trace MR/TR, PASP 16 mmHg + RAP
- No Clot/PE / Vegetation

Dr. Nikhil Motiramani

(MBBS, MD,DM Card)

Dr. Raghvesh Ojha

(MBBS, PGDCC clinical cardiology)

📍 Near Railway Under Bridge, Basant Vihar Gate No. 1, Gondwara Chowk,
Gudhiyari, Raipur (Chhattisgarh)

☎ 0771-43 43 161, 0771-43 40 162, 📞 8404 8404 79

✉ shreeramhospital.op@gmail.com 🌐 www.srmhraipur.com

24x7
Emergency
Services





SHRI RAM IMAGING & DIAGNOSTIC CENTER

Ground Floor, Raheja Towers, Jail Road, Raipur
Ph. : 0771-4099090, Mo. : 9294870000

DR ANAND BANSAL

MBBS MD DNB(Radiodiagnosis)

(IMS BHU) (Gold Medalist)

Ex Senior Resident (AIIMS Raipur)

Ex Assistant Professor (Pt JNMC Raipur)

Reg. No. - CGMC 6359/2015

5D SONOGRAPHY -16 SLICE CT SCAN - DIGITAL X RAY - PATHOLOGY - BIOPSY

PATIENT NAME: DAYALAL PATEL	DATE: 29/03/2024
REF PHY: SHRIRAM MULTISPECIALITY HOSPITAL GUDHIYARI (SRMS), PATIENT ID: 46718	AGE/SEX: 35 Years/MALE

USG WHOLE ABDOMEN

Liver: Liver is normal in size (11.9 cm), smooth in outline & echotexture.

Billiry system: IHBR's are not dilated. CBD is not dilated.

Liver vessels: Portal vein and hepatic veins are normal.

Gall bladder: Distended with anechoic lumen and normal wall thickness.

Pancreas & Paraaortic Region: Normal. Pancreatic duct not dilated.

Spleen: Is normal in size measures (10.0 cm) with normal echotexture.

Kidneys	RIGHT	LEFT
SIZE	10.9 x 4.5 cm	10.4 x 4.4 cm
CORTICAL ECHOGENICITY	Normal	Normal
CORTICOMEDULLARY DIFFERENTIATION	Maintained	Maintained
PELVICALYCEAL SYSTEM	Not dilated	Not dilated
URETER	Not dilated	Not dilated
CALCULUS	No	No

Urinary bladder: The urinary bladder shows physiological distention. It shows normal wall thickness.

Prostate: is normal in size measures 2.7 x 3.8 x 3.0 cm (weight 16.1 gm) with normal shape & echotexture.

Fluid: There is no free or loculated fluid collection in abdomen or pelvis.

Bowel loops are grossly normal.

No significant lymphadenopathy is noted.



SHRI RAM IMAGING & DIAGNOSTIC CENTER

Ground Floor, Raheja Towers, Jail Road, Raipur
Ph. : 0771-4099090, Mo. : 9294870000

DR ANAND BANSAL

MBBS MD DNB(Radiodiagnosis)
(IMS BHL) (Gold Medalist)
Ex Senior Resident (AIIMS Raipur)
Ex Assistant Professor (Pt JNMC Raipur)
Reg. No. - CGMC 6359/2015

5D SONOGRAPHY -16 SLICE CT SCAN - DIGITAL X RAY - PATHOLOGY - BIOPSY

PATIENT NAME: DAYALAL PATEL	DATE: 29/03/2024
REF PHY: SHRIRAM MULTISPECIALITY HOSPITAL GUDHIYARI (SRMS),	AGE/SEX: 35 Years/MALE
PATIENT ID: 46718	

IMPRESSION:

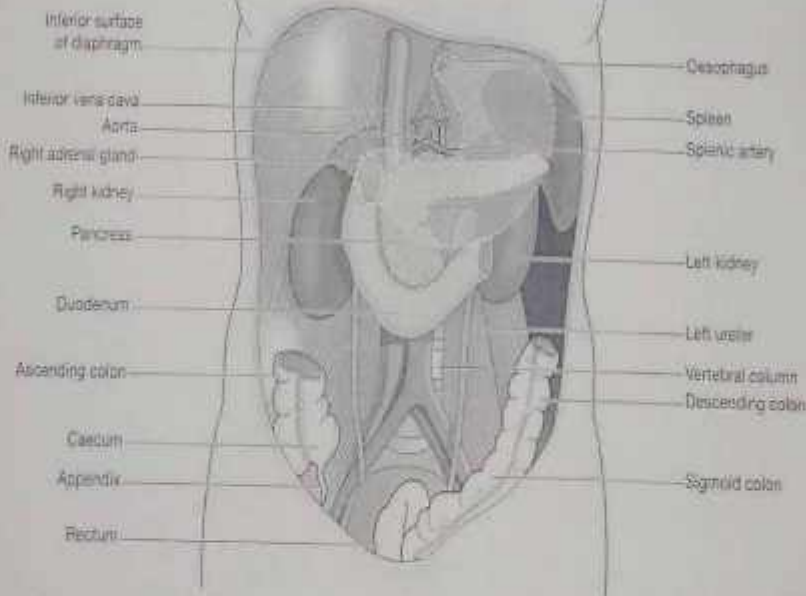
- USG ABDOMEN WITHIN NORMAL LIMITS.

Advised clinical correlation/further evaluation if clinically indicated.

[Signature]
DR ANAND BANSAL
MD DNB RADIODIAGNOSIS
CONSULTANT RADIOLOGIST
CGMC 2015/6359

Typist: LAXMINARAYAN YADAV

This report is for purpose of the doctor only not the definitive diagnosis; findings have to be clinically correlated. Ultrasound has its limitations in obese patients and in retroperitoneal organs. All congenital abnormalities cannot be detected on ultrasound. This report is not for medico-legal purposes.



SPECIALITY
ukhino
No. 1, Gondwara C
Email: Shreeram

RECEIPT
Authorised Count

UH-
AG
GU

ARTICULARS
CONSULTATION FEE
GRAND TOTAL

