



REVIVAL DIAGNOSTICS

HEALTH CHECK-UP SUMMARY

Name: Vinodbhai Jagdade

Date: 25/03/2023

Email ID :

Sex: M

Age: 62 Years

Contact No: 9638698245

Remarks :

Under-weight

Normal

Over-weight

i> BMI

Height (in Cm) : 151

Weight (in Kg) : 72

BMI: 31.6 kg/m²

ii> Blood Pressure & Pulse

120/82 mm/hg
76 /min.

If high or low, whether the person is on medication : YES / (NO)

iii> Blood Tests & Lung Function Remarks

RS }
CVS }
CVS } (2)

If abnormal, whether the person is on medication : YES / (NO)

iv> Eye Test Remarks

Eye Test : (R) 6/6 (L) 6/24

Color Vision: (2)

v> Heart Disease

Whether any specific heart ailment detected (ECG findings) :

normal

vi> Any other problems needing attention / Overall Assessment :

no

Revival Diagnostics

401-Aqua Corridor,
Beside Star Bazar, Adajan,
Surat-395009. Mo. 9825947712

Signature of the Doctor

Dr. Chhaya Patel
M.B.B.S. G-49432



0261 2747788, 9825947712



4th Floor, Aqua Corridor, Hazira Road, Adajan Pal, Surat-395009.



revivaldiagnostics.surat@gmail.com



www.revivaldiagnostics.com

This Medical Report Is Not Intended For Medico-legal Purposes.
Laboratory Test Results Are Subject To Technical Limitation And Should
Be Clinically Correlate For Final Diagnosis



REVIVAL DIAGNOSTICS

Name	JAGADDE VINODBHAI	Age/Gender	62Yrs/Male
Reg No.	2941/23	Receipt No	7307
Referred By	BOB - MEDI WHEEL(PKG10000242)	Mode of Payment	CREDIT
Collection Type	CENTER	Collection DateTime	25-Mar-2023 09:56 AM

BLOOD GROUP - 250323180 Released at 25-Mar-2023 01:23 PM

Parameter	Result	Biological Ref.Range	Method
-Blood Group	"O"		
-Rh Factor	POSITIVE		

CBC - 250323178 Released at 25-Mar-2023 12:38 PM

Parameter	Result	Biological Ref.Range	Method
-Haemoglobin	13.5 gm/dL	(13.5 - 18 gm/dL)	Auto
-RBC Count	4.68 mill/cumm	(4.6 - 6.2 mill/cumm)	Auto
-Total WBC Count	7600 /cumm	(4000 - 10000 /cumm)	Auto
-Platelet Count	2.78 lakh/cumm	(1.5 - 4.5 lakh/cumm)	Auto

Blood Indices

-HCT	40.9 %	(40 - 55 %)	Auto
-MCV	89.6 fl	(80 - 92 fl)	Auto
-MCH	29.5 pg	(27 - 31 pg)	Auto
-MCHC	32.9 gm/dL	(32 - 36 gm/dL)	Auto
-RDW	12.2 %	(11 - 15 %)	Auto

Diff WBC Count

-Polymorphs	66 %	(40 - 80 %)	Microscopically
-Lymphocytes	26 %	(20 - 40 %)	Microscopically
-Eosinophils	06 %	(1 - 6 %)	Microscopically
-Monocytes	02 %	(2 - 7 %)	Microscopically
-Basophils	00 %	(0 - 1 %)	Microscopically
-PLATELET ON SMEAR	Adequate		Microscopically
-MALARIAL PARASITES	Malarial Parasites Not Detected		Microscopically

[Test performed on Fully Automated Hematology Analyzer ERBA H-360]

ESR - 250323178 Released at 25-Mar-2023 03:33 PM

Parameter	Result	Biological Ref.Range	Method
-E.S.R	05 mm/hr	(1 - 10 mm/hr)	

Revival Diagnostics

401-Aqua Corridor,
Beside Star Bazar, Adajan,
Surat-395009. Mo. 9825947712

Dr. Shivangi Gandhi

M.B.B.S., M.D. (Pathology)



0261 2747788, 9825947712



4th Floor, Aqua Corridor, Hazira Road, Adajan Pal, Surat-395009.



revivaldiagnostics.surat@gmail.com



www.revivaldiagnostics.com

This Medical Report Is Not Intended For Medico-legal Purposes.
Laboratory Test Results Are Subject To Technical Limitation And Should
Be Clinically Correlate For Final Diagnosis



REVIVAL DIAGNOSTICS

Name	JAGADDE VINODBHAI	Age/Gender	62Yrs/Male
Reg No.	2941/23	Receipt No	7307
Referred By	BOB - MEDI WHEEL(PKG10000242)	Mode of Payment	CREDIT
Collection Type	CENTER	Collection DateTime	25-Mar-2023 09:56 AM

FBS & PPBS - 250323179 Released at 25-Mar-2023 03:29 PM

Parameter	Result	Biological Ref.Range	Method
-Fasting Blood Sugar (FBS)	95 mg/dL	70-100 mg/dl Impaired Tolerance:100-125 Diabetes Mellitus:>=126 (On more than one occasion) (American diabetes association guidelines 2022)	
-Fasting Urine Sugar	Absent		
-Fasting Urine Acetone	Absent		
-PPBS	121 mg/dL	(90 - 140 mg/dL)	
-PP2BS URINE SUGAR	Absent		
-PP2BS URINE ACETONE	Absent		

HBA1C - 250323178 Released at 25-Mar-2023 03:32 PM

Parameter	Result	Biological Ref.Range	Method
-HBA1C	5.5 %	HbA1C Degree of Glucose Control <5.6 % Non Diabetics 5.7 - 6.4 % Prediabetics >=6.5 % Diabetics (REF:Wallace, 11th Edition)	Boronate Affinity
REMARKS: 6 - 7 % Excellent Control 7 - 8 % Good Control 8 - 10 % Unsatisfactory Control >10 % Poor Control			

-Method[] High Performance Liquid Chromatography (HPLC)

Revival Diagnostics
401-Aqua Corridor,
Beside Star Bazar, Adajan
Surat-395009. Mo. 9825947712

Dr. Shivangi Gandhi

M.B.B.S., M.D. (Pathology)



0261 2747788, 9825947712



revivaldiagnostics.surat@gmail.com



4TH Floor, Aqua Corridor, Hazira Road, Adajan Pal, Surat-395009.



www.revivaldiagnostics.com

This Medical Report Is Not Intended For Medico-legal Purposes.
Laboratory Test Results Are Subject To Technical Limitation And Should
Be Clinically Correlate For Final Diagnosis



REVIVAL DIAGNOSTICS

Name	JAGADDE VINODBHAI	Age/Gender	62Yrs/Male
Reg No.	2941/23	Receipt No	7307
Referred By	BOB - MEDI WHEEL(PKG10000242)	Mode of Payment	CREDIT
Collection Type	CENTER	Collection DateTime	25-Mar-2023 09:56 AM

LIVER FUNCTION TEST (LFT) - 250323180 Released at 25-Mar-2023 03:29 PM

Parameter	Result	Biological Ref.Range	Method
-Serum Total Bilirubin	0.3 mg/dL	(0 - 1.3 mg/dL)	Diazo
-Serum Direct Bilirubin	0.1 mg/dL	(0 - 0.4 mg/dL)	Diazo
-Serum InDirect Bilirubin	0.2 mg/dL	(0.1 - 1.3 mg/dL)	Calculated
-Total Protein (TP)	6.6 gm/dL	(6.4 - 8.3 gm/dL)	Biuret
-Albumin (ALB)	3.8 gm/dL	(3.5 - 5.2 gm/dL)	BCG
-Globulin	2.8 gm/dL	(2.3 - 3.6 gm/dL)	Calculated
-A/G Ratio	1.36 gm/dL	(1 - 2.3 gm/dL)	Calculated
-SGPT(ALT)	18 U/L	(5 - 45 U/L)	IFCC, Kinetic without Pyridoxal Phosphate
-SGOT (AST)	15 U/L	(0 - 35 U/L)	IFCC, Without Pyridoxal Phosphate
-Alkaline Phosph.	106 U/L	(42 - 128 U/L)	ALP-AMP
-GGT	20 U/L	(5 - 50 U/L)	Glupa-C

[Test performed on Fully Automated Biochemistry Analyzer ERBA EM200]

REVIVAL
DIAGNOSTICS

Revival Diagnostics

401-Aqua Corridor,

Beside Star Bazar, Adajan,

Surat-395009. Mo. 9825947712

Dr. Shivangi Gandhi

M.B.B.S. M.D. (Pathology)



0261 2747788, 9825947712



4th Floor, Aqua Corridor, Hazira Road, Adajan Pal, Surat-395009.



revivaldiagnostics.surat@gmail.com



www.revivaldiagnostics.com

This Medical Report Is Not Intended For Medico-legal Purposes.
Laboratory Test Results Are Subject To Technical Limitation And Should
Be Clinically Correlate For Final Diagnosis



REVIVAL DIAGNOSTICS

Name	JAGADDE VINODBHAI	Age/Gender	62Yrs/Male
Reg No.	2941/23	Receipt No	7307
Referred By	BOB - MEDI WHEEL(PKG10000242)	Mode of Payment	CREDIT
Collection Type	CENTER	Collection DateTime	25-Mar-2023 09:56 AM

Creatinine - 250323180 Released at 25-Mar-2023 03:33 PM

Parameter	Result	Biological Ref.Range	Method
-Creatinine	0.7 mg/dL	(0.6 - 1.4 mg/dL)	ENZYMATIC

BUN - 250323180 Released at 25-Mar-2023 11:53 AM

Parameter	Result	Biological Ref.Range	Method
-Blood Urea Nitrogen (BUN)	13 mg/dL	(6 - 20 mg/dL)	Calculated

Uric Acid - 250323177 Released at 25-Mar-2023 03:33 PM

Parameter	Result	Biological Ref.Range	Method
-Uric Acid	7.4 mg/dL	H (3.5 - 7.2 mg/dL)	Uricase-POD

REVIVAL
DIAGNOSTICS

Revival Diagnostics

401-Aqua Corridor,
Beside Star Bazar, Adajan,
Surat-395009, Dr. Shivang Gandhi
M.B.B.S., M.D (Pathology)



0261 2747788, 9825947712



4TH Floor, Aqua Corridor, Hazira Road, Adajan Pal, Surat-395009.



revivaldiagnostics.surat@gmail.com



www.revivaldiagnostics.com

This Medical Report Is Not Intended For Medico-legal Purposes.
Laboratory Test Results Are Subject To Technical Limitation And Should
Be Clinically Correlate For Final Diagnosis



REVIVAL

DIAGNOSTICS

Name	JAGADDE VINODBHAI	Age/Gender	62Yrs/Male
Reg No.	2941/23	Receipt No	7307
Referred By	BOB - MEDI WHEEL(PKG10000242)	Mode of Payment	CREDIT
Collection Type	CENTER	Collection DateTime	25-Mar-2023 09:56 AM

Lipid Profile - 250323180 Released at 25-Mar-2023 03:33 PM

Parameter	Result	Biological Ref.Range	Method
-Serum Cholesterol	186 mg/dL	Desirable < 200 mg/dl Borderline High : 200-239 mg/dl High : > 240 mg/dl	CHOD-PAP
-Serum Triglyceride	131 mg/dL	Normal < 150 mg/dl Borderline High : 150 - 159 mg/dl High : 200 - 499 mg/dl Very High : 500 mg/dl	GPO-POD Method
-Serum HDLD(Direct)	50 mg/dL	Normal : > 55 mg/dl Borderline : 35-55 mg/dl Undesirable: < 35 mg/dl	PVS-PEGME Precipitation with CHOD-POD
-Serum VLDL	26 mg/dL	(5 - 30 mg/dL)	Calculated
-Serum LDL(Direct)	110 mg/dL	Optimal:< 100 mg/dl Above Optimal : 100- 129 mg/dl Borderline High : 130-159 mg/dl High : > 160-189mg/dl Very High : >190 mg/dl	Calculated
-Chol/HDL	3.72	Low risk: <3.8 Medium Risk: 3.8 to 5.9 High Risk: > 6	Calculated
-LDL/Chol	1.69	Low risk: <3.55 Medium Risk: 3.55 to 4.0 High Risk: > 6	Calculated

[Test performed on Fully Automated Biochemistry Analyzer ERBA EM200]

Revival Diagnostics
401-Aqua Corridor,
Beside Star Bazar, Adajan,
Surat-395009. Mo. 9825947712
Dr. Shivang Gandhi



0261 2747788, 9825947712



4TH Floor, Aqua Corridor, Hazira Road, Adajan Pal, Surat-395009.



revivaldiagnostics.surat@gmail.com



www.revivaldiagnostics.com

This Medical Report Is Not Intended For Medico-legal Purposes.
Laboratory Test Results Are Subject To Technical Limitation And Should
Be Clinically Correlate For Final Diagnosis



REVIVAL DIAGNOSTICS

Name	JAGADDE VINODBHAI	Age/Gender	62Yrs/Male
Reg No.	2941/23	Receipt No	7307
Referred By	BOB - MEDI WHEEL(PKG1000242)	Mode of Payment	CREDIT
Collection Type	CENTER	Collection DateTime	25-Mar-2023 09:56 AM

Urine Routine & Micro Examination - 250323182 Released at 25-Mar-2023 01:05 PM

Parameter	Result	Biological Ref.Range	Method
Physical Examination			
-Quantity	25		Manual
-Colour	Pale Yellow	Pale Yellow	Manual
-Appearance	Clear	Clear	Manual
-Reaction (pH)	Acidic		Dipstick
-Specific Gravity	1.030		Dipstick
Chemical Examination			
-Proteins.	Absent		Dipstick
-Sugar	Absent		Dipstick
-Acetone.	Absent		Dipstick
-Bile Salts	Absent	Absent	Dipstick
-Bile Pigments	Absent	Absent	Dipstick
-Occult Blood Test (OBT).	Negative		Dipstick
Microscopic Examination			
-Pus Cells	1-2		Microscopically
-Red Blood Cells	Absent		Microscopically
-Epithelial Cells	1-2		Microscopically
-Bacteria.	Absent		Microscopically
-Crystals	Absent	Absent	Microscopically
-Others	NIL	Absent	Microscopic Examination

Revival Diagnostics

401-Aqua Corridor,
Beside Star Bazar, Adajan,
Surat-395009. Mo. 9825947712
Dr. Shivangi Gandhi

M.B.B.S, M.D (Pathology)



0261 2747788, 9825947712



4TH Floor, Aqua Corridor, Hazira Road, Adajan Pal, Surat-395009.



revivaldiagnostics.surat@gmail.com



www.revivaldiagnostics.com

This Medical Report Is Not Intended For Medico-legal Purposes.
Laboratory Test Results Are Subject To Technical Limitation And Should
Be Clinically Correlate For Final Diagnosis



REVIVAL

DIAGNOSTICS

Name	JAGADDE VINODBHAI	Age/Gender	62Yrs/Male
Reg No.	2941/23	Receipt No	7307
Referred By	BOB - MEDI WHEEL(PKG10000242)	Mode of Payment	CREDIT
Collection Type	CENTER	Collection DateTime	25-Mar-2023 09:56 AM

Prostate Specific Antigen (PSA) - 250323180 Released at 25-Mar-2023 12:08 PM

Parameter	Result	Biological Ref.Range	Method
-Prostate Specific Antigen (PSA)	0.60 ng/mL	(0 - 4.5 ng/mL)	Fluorescence Enzyme Immunoassay

[Test performed on Fully Automated Immunology Analyzer Maglumi-600]

Total T3 T4 TSH - 250323180 Released at 25-Mar-2023 12:11 PM

Parameter	Result	Biological Ref.Range	Method
-Total T3	1.29 ng/ml	(0.87 - 1.78 ng/ml)	Fluorescence Enzyme Immunoassay
-Total T4	6.42 ug/dl	(4.6 - 11 ug/dl)	Fluorescence Enzyme Immunoassay
-TSH	1.78 uIU/ml	0.50 - 5.50 uIU/ml	Fluorescence Enzyme Immunoassay

5.5 to 15 uIU/ml -
Suggested
Clinical co-relation or
Repeat test with new
sample as physiological
factors can give falsely
high TSH
Above 15uIU/ml
Hypothyroid
PREGNANT WOMEN
normal ranges for TSH:
1st Trimester : 0.0878 -
2.8293 uIU/ml
2nd Trimester : 0.1998 -
2.7915 uIU/ml
3rd Trimester : 0.307 -
2.9028 uIU/ml
Ref: TIETZ Fundamentals
of Clinical Chemistry

[Test performed on Fully Automated Immunology Analyzer Maglumi-600]

Revival Diagnostics

401-Aqua Corridor,
Beside Star Bazar, Adajan,
Surat-395009. Mo. 9825947712
Dr. Shivangi Gandhi



0261 2747788, 9825947712



4TH Floor, Aqua Corridor, Hazira Road, Adajan Pal, Surat-395009.



revivaldiagnostics.surat@gmail.com



www.revivaldiagnostics.com

This Medical Report Is Not Intended For Medico-legal Purposes.
Laboratory Test Results Are Subject To Technical Limitation And Should
Be Clinically Correlate For Final Diagnosis



NAME: Vinodbhai Jagadade SEX: M
BIRTHDATE: 01/06/1960 AGE: 62

DEPARTMENT OF OPHTHALMOLOGY

EYE TEST:

1. VISION:

RIGHT EYE - 6/6

LEFT EYE - 6/24

2. COLOR VISION:

RIGHT EYE - (P)

LEFT EYE - (P)

3. FUNDUS:

RIGHT EYE - (P)

LEFT EYE - (P)

REMARKS:

Revival Diagnostics
401-Aqua Corridor,
Beside Star Bazar, Adajan,
Surat-395009. Mo. 9825947712

Ophthalmologist/Optomtrist



0261 2747788, 9825947712



4TH Floor, Aqua Corridor, Hazira Road, Adajan Pal, Surat-395009.



revivaldiagnostics.surat@gmail.com



www.revivaldiagnostics.com



REVIVAL DIAGNOSTICS



Dental Assessment Form

NAME Vinodbhai Jagadebale
AGE 62

DATE 25/03/2023
SEX M

* CHIEF COMPLAINT

A CLINICAL FEATURES :-

- 1 CAVIES :- (L) lower first
2 MISSING TOOTH :- lower 2 canine, upper - 2 canine + (R) 1st, 2nd (L) 2nd, 3rd molar
3 MALOCCLUSION :- (R) NO
4 FILLING :- NO

B DIAGNOSIS :- normal

C PERSONAL HISTORY :- Poor

D PROVISIONAL D/G :- normal

E MEDICAL HISTORY :- NO

F FINAL D/G :- normal

G TREATMENT PLAN :- NO

CLINT SIGN

0 99000 445201 510120

DOCTOR SIGN

Revival Diagnostics
401-Aqua Corridor,
Beside Star Bazar, Adajan,
Surat-395009. Mo. 9825947712



0261 2747788, 9825947712



4th Floor, Aqua Corridor, Hazira Road, Adajan Pal, Surat-395009.



revivaldiagnostics.surat@gmail.com



www.revivaldiagnostics.com

This Medical Report Is Not Intended For Medico-legal Purposes.
Laboratory Test Results Are Subject To Technical Limitation And Should
Be Clinically Correlate For Final Diagnosis



2D-ECHOCARDIOGRAPHY & COLOR DOPPLER REPORT

Name:	JAGADDE VINODBHAI	Age/Gender	62Yrs /Male
Referred by:	MEDI WHEEL	Date	25 /03/2023


INDICATION: Preventive Health check up

- **CARDIAC CHAMBERS:** Left Ventricle: Normal size, Left Atrium: Normal size.
- No e/o thrombus in LA/LV.
- **Right Atrium:** Normal size. **Right Ventricle:** Normal size,
- **Normal Right Ventricular function.** (TAPSE=20mm)
- **Normal Left Ventricular systolic function. LVEF = 60% ,**
No regional wall abnormality. No thinning / scarring / dyskinesia of LV wall.
- **No Concentric Left Ventricular Hypertrophy.** (IVSd= 10 mm),
- **LV Compliance :**
NO Left Ventricular Diastolic Dysfunction [LVDD].
- **VALVES:**
- Structurally Normal Mitral valve/ Aortic valve/Tricuspid valve/ Pulmonary valve .
No significant Valvular Stenosis.
- **Doppler findings:** AV max = 1.23 m/s, PV max = 0.91 m/s.
Trivial MR, Trivial Tricuspid regurgitation.
- **No Pulmonary Arterial Hypertension. PASP** by TRjet vel.method = 23 mmHg.
- **SEPTAE:** IAS / IVS Appear Intact.
- **IVC :** Normal in dimension and shows good inspiratory 14mm collapse.
- **OTHERS:** No e/o Pericardial effusion / vegetation.

IMPRESSION:

**NORMAL LV SYSTOLIC FUNCTION, LVEF= 60 %, NO RWMA,
NO LVH , NO LVDD , NO PAH.**

Revival Diagnostics
401-Aqua Corridor,
Beside Star Bazar, Adajan,
Surat-395009. Mo. 9825947712


DR. ADITYA BORA
MBBS,DNB,PGDCC
PHYSICIAN & CLINICAL
CARDIOLOGIST



0261 2747788, 9825947712



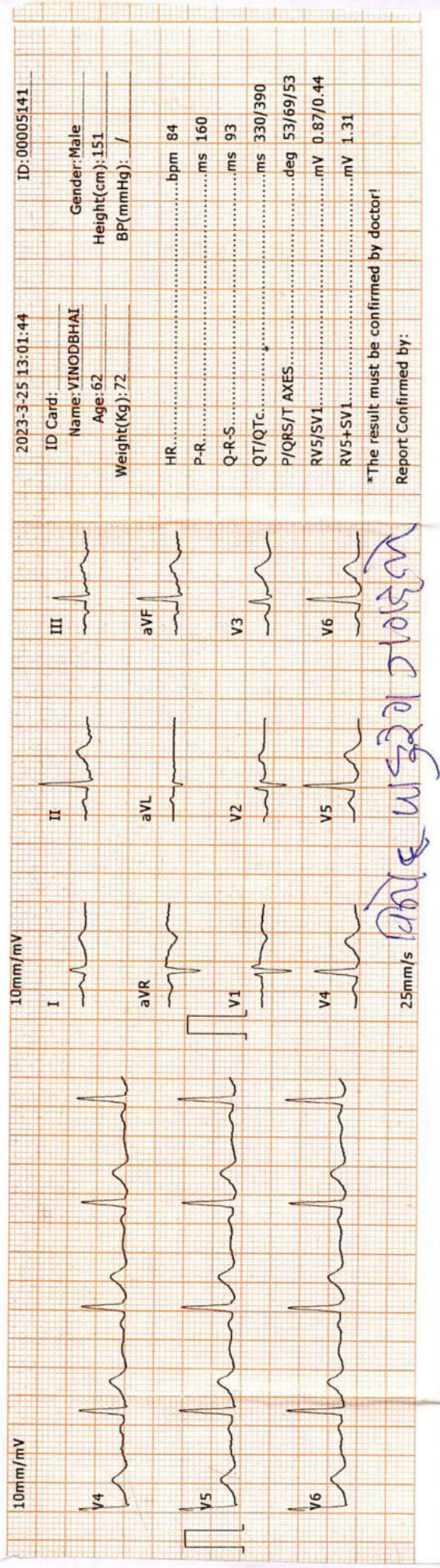
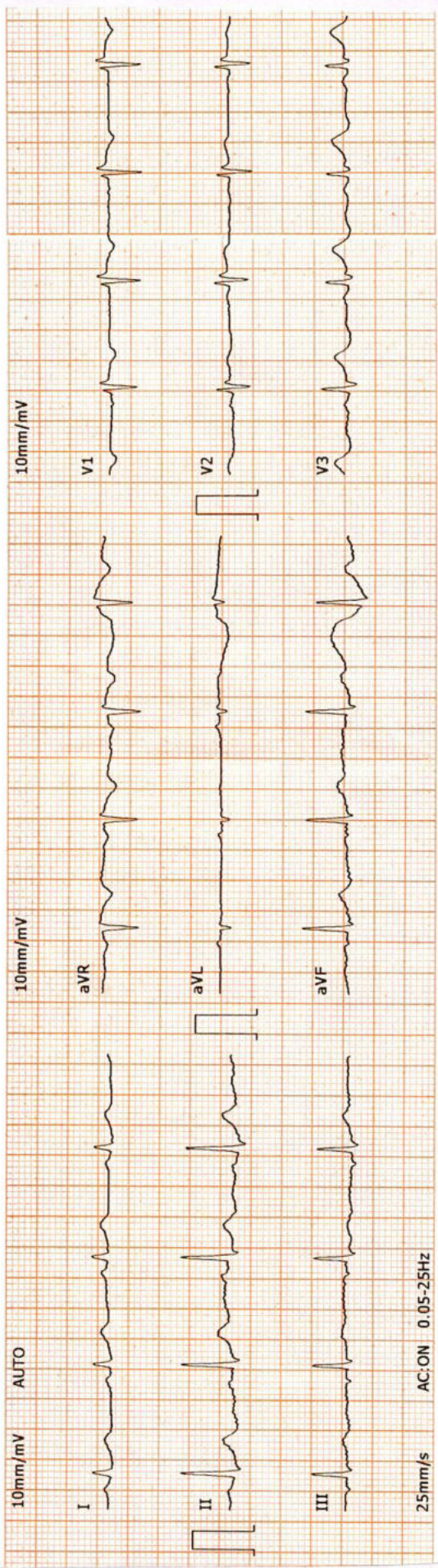
4TH Floor, Aqua Corridor, Hazira Road, Adajan Pal, Surat-395009.



revivaldiagnostics.surat@gmail.com



www.revivaldiagnostics.com



2023-3-25 13:01:44 ID: 00005141

ID Card: Name: VINODBHAI Gender: Male
Age: 62 Height(cm): 151
Weight(Kg): 72 BP(mmHg): /

HR.....bpm 84
P-R.....ms 160
Q-R-S.....ms 93
QT/QTc.....ms 330/390
P/QRS/T AXES.....deg 53/69/53
RV5/SV1.....mV 0.87/0.44
RV5+SV1.....mV 1.31

*The result must be confirmed by doctor!
Report Confirmed by:

DR. ADITYA SHARMA
MBBS, DNB, PGCC
PHYSICIAN & CLINICAL CARDIOLOGIST
G-54906

Revival Diagnostics
401-Aqua Corridor,
Beside Star Bazar, Adajan,
Surat-395009. Mo. 9825947712

Dr. Vinod Bhai



REVIVAL DIAGNOSTICS

Name	JAGADDE VINODBHAI	Age/Gender	62Yrs/Male
Reg No.	2941/23	Receipt No	7307
Referred By	BOB - MEDI WHEEL(PKG10000242)	Mode of Payment	CREDIT
Collection Type	CENTER	Collection DateTime	25-Mar-2023 09:46 AM


ECG

- REPORT :

1. The rhythm is sinus.
2. Heart rate is 84 beats per minute.
3. Normal P,QRS,T wave axis.
4. Normal PR,QRS,Q.T. Duration.
5. No pathological q wave or ST-T changes seen.
6. No evidence of chamber hypertrophy or enlargement seen.

IMPRESSION : ECG WITHIN NORMAL LIMITS

Revival Diagnostics
401-Aqua Corridor,
Beside Star Bazar, Adajan,
Surat-395009. Mo. 9825947712


DR. ADITYA S. BORA
MBBS, DNB, FSCC
PHYSICIAN & CLINICAL CARDIOLOGIST
G-54906

REVIVAL
DIAGNOSTICS



0261 2747788, 9825947712



4TH Floor, Aqua Corridor, Hazira Road, Adajan Pal, Surat-395009.



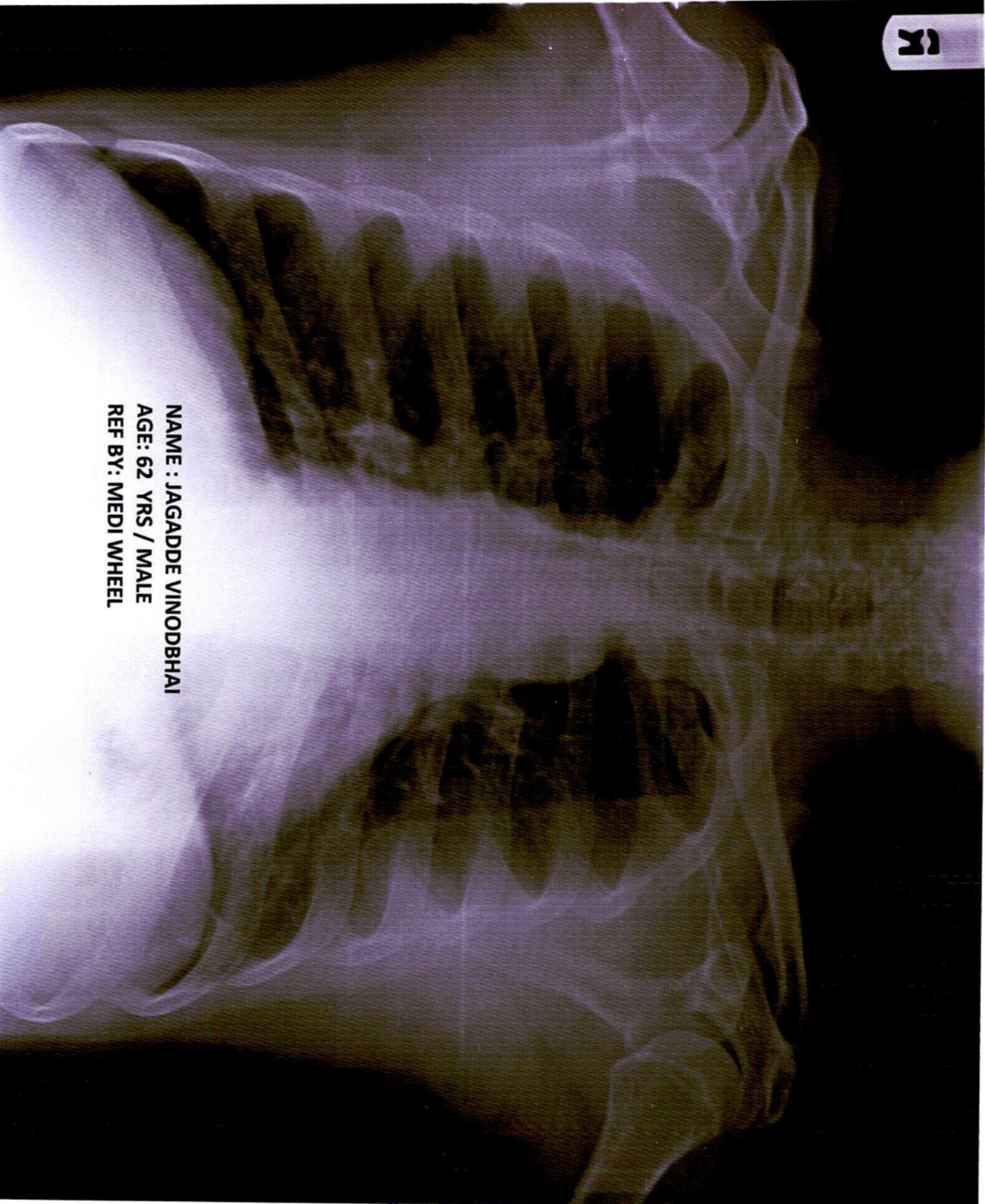
revivaldiagnostics.surat@gmail.com



www.revivaldiagnostics.com

This Medical Report Is Not Intended For Medico-legal Purposes.
Laboratory Test Results Are Subject To Technical Limitation And Should
Be Clinically Correlate For Final Diagnosis

R



NAME : JAGADDE VINODBHAI
AGE: 62 YRS / MALE
REF BY: MEDI WHEEL





Name	JAGADDE VINODBHAI	Age/Gender	62Yrs/Male
Reg No.	2941/23	Receipt No	7307
Referred By	BOB - MEDI WHEEL(PKG10000242)	Mode of Payment	CREDIT
Collection Type	CENTER	Collection DateTime	25-Mar-2023 09:56 AM

CHEST RADIOGRAPH (PA VIEW)

- Hilar shadows are within normal limits.
- Pulmonary vasculature appears normal.
- Cardiac appears normal in size.
- Both dome of the diaphragm are smooth.
- Both costophrenic recesses are clear.
- Both lung fields appear normal.
- Visualized bones and soft tissue shadows appear normal.

IMPRESSION: NORMAL STUDY.

DR. CHIRAG K PATEL
RADIOLOGIST

REVIVAL
DIAGNOSTICS

Dr. Chirag K. Patel

MBBS-DMPD

Reg. No. G-23509

Revival Diagnostic
Signature

4th Floor, Aqua Corridor,
Nr. Star Bazar, Hazira Main Road,
Adajan, Surat-395009.
Mo. 97266 726683



0261 2747788, 9825947712



4TH Floor, Aqua Corridor, Hazira Road, Adajan Pal, Surat-395009.



revivaldiagnostics.surat@gmail.com



www.revivaldiagnostics.com



Name	JAGADDE VINODBHAI	Age/Gender	62Yrs/Male
Reg No.	2941/23	Receipt No	7307
Referred By	BOB - MEDI WHEEL(PKG10000242)	Mode of Payment	CREDIT
Collection Type	CENTER	Collection DateTime	25-Mar-2023 09:56 AM

USG OF ABDOMEN & PELVIS

LIVER:

Liver is normal in size and increased echotexture.
No evidence of focal SOL or dilatation of IHBR seen.
Portahepatis appear normal.

GALLBLADDER:

Gallbladder appeared normal. No calculus or mass lesion seen.

PANCREAS:

Pancreas appears normal in size and echotexture.
No focal lesion, mass or pancreatitis.

SPLEEN:

Spleen appears normal in size and echotexture.

PARAAORTIC REGION:

Aorta grossly appears normal.
No paraaortic lymphnodes seen.

KIDNEYS:

Both kidneys appear normal in size, shape and in position.
Cortex and collecting system of both kidneys appears normal.
No evidence of calculus or obstructive uropathy on either side.

URINARY BLADDER:

Bladder appears normal. No calculus or mass lesion is seen.

PROSTATE:

Prostate appears normal in size and echotexture.
No evidence of free fluid in pelvis.

COMMENTS:

fatty liver

Dr. Chirag K. Patel
MBBS-DMPD
Reg. No. G-23509
Revival Diagnostics
4th Floor, Aqua Corridor,
Nr. Star Bazar, Hazira Road,
Adajan, Surat-395009.
Mo. 97266 726683



0261 2747788, 9825947712



4TH Floor, Aqua Corridor, Hazira Road, Adajan Pal, Surat-395009.



revivaldiagnostics.surat@gmail.com



www.revivaldiagnostics.com