



321123

Rajesh Kumar

HR : 73 bpm
 R-R : 817 ms
 P-R : 152 ms
 QRS : 139 ms
 QT/QTc : 395/436 ms
 P/QRS/T : 57/-63/17 °
 RS/SI : 0.890/0.810 mV
 RV5-SVI : 1.700 mV

Unconfirmed report. Verified by: **Dr. P. Vaidya**
 Marked Left Axis Deviation
 Dr. P. Vaidya
 MD, PGCC
 Associate Consultant-Cardiologist
 Reg. No. G-50510



11-06-2018:11-0101 2011-01-01 02:00

icure™ Heart & General Clinic

Icure Heart & Diet Clinic, 402, Epsilon tower, opp Pasha bhai park, Race course, Vadodara

:: PERSONAL HEALTH REPORT ::

Name:- <u>Rajesh EKKA</u>	*DATE <u>11/2/23</u>
	SR. NO. SEX. <u>male</u> AGE <u>52yrs</u> HEIGHT <u>171cm</u> WEIGHT <u>89k.g</u>

HISTORY

Present History : NO

Past Illness History : NO Diabetes/Hypertension/Tuberculosis/Asthma/Epilepsy

Past Occupational History : NO

Family History : Father - HT

Personal History : NO

Addiction : NO Tobacco/Gutkha/Smoking/Alcohol

GENERAL EXAMINATION

T.P.R. : 73/min B.P. : 140/90 mm Hg

Pallor/Icterus/Cyanosis/Varicosity/Lymph Nodes/Thyroid/Oedema/NVE/Other :

SYSTEMIC EXAMINATION

R.S. : NAD

C.V.S : NAD

C.N.S : NAD

A.S. : NAD

Musculo-skelet System : NAD

E.N.T. Ex. <u>NAD</u> Dental Ex. <u>NAD</u> Skin Ex. <u>NAD</u> Psychic Ex. <u>NAD</u>	ACUITY OF VISION			
	Without Glass	DISTANT	RT EYE <u>6/6</u>	LT EYE <u>6/6</u>
		Near	6/6	6/6
	With Glass	DISTANT	6/6	6/6
		Near	6/6	6/6
	COLOUR BLINDNESS <u>NAD</u>			

REMARK

ADVICE

The Worker is FIT/UNFIT for the assigned job.



Dr. Krish P. Vaidya
 MD, FGDCC
 Associate Consultant-Cardiology
 Reg. No. G-50510
DR. KRISH VAIDYA

MD G-50510, CIH

 भारत सरकार
Government of India

 राजेश एक्का
Rajesh Ekka
जन्म तिथि / DOB : 28/07/1970
पुरुष / Male



5191 3980 0190

मेरा आधार, मेरी पहचान

[Handwritten Signature]





BARODA DIAGNOSTIC LABORATORY

302, Trivia Complex, Natubhai Circle, Race Course, Vadodara. ☎ +91 8866009950 / 7405009950 📧 bdl95950@gmail.com



Patient's name : Rajesh Ekka
Age/Sex : 52 Years/Male
Referred by : C/o. I Cure Heart & Diet Clinic
Sample From : LAB
UHID :

Reg. ID : icure-630-19
Accession : 26615
Reg. Date : 11/02/2023
Collection Time : 11/02/2023 15:17

COMPLETE BLOOD COUNT

Sample Type: EDTA

Test Name	Result	Units	Biological Reference Interval
<u>Blood Counts</u>			
Haemoglobin :	14.0	Gms%	13.5 - 18.0
Total R.B.C. :	<u>4.32</u>	mill/c.mm	4.7 - 6.0
Total W. B. C. :	5800	/cu mm	4000 - 10500
Platelet Count :	300000	/cu.mm	1,50,000 - 4,50,000
<u>Differential Count</u>			
Neutrophils :	65	%	40 - 70
Lymphocytes :	31	%	20 - 40
Eosinophils :	02	%	1 - 4
Monocytes :	02	%	2 - 6
Basophils :	00	%	0 - 01
<u>Blood Indices</u>			
P. C. V :	<u>37.1</u>	%	42 - 52
M. C. V. :	85.9	fl	78 - 100
M.C.H :	<u>32.4</u>	pg	27 - 31
M. C. H. C :	<u>37.7</u>	%	32 - 36
R.D.W :	13.5	%	11.5 - 14.0
<u>E.S.R.(Westergren Method)</u>			
After one hour :	<u>10</u>	mm	1 - 7



Page 1 of 7

Page 1 of 2





BARODA DIAGNOSTIC LABORATORY

302, Trivia Complex, Natubhai Circle, Race Course, Vadodara. ☎ +91 8866009950 / 7405009950 📧 bdl95950@gmail.com



* 2 6 6 1 5 *

Patient's name : Rajesh Ekka
Age/Sex : 52 Years/Male
Referred by : C/o. I Cure Heart & Diet Clinic
Sample From : LAB
UHID :

Reg. ID : icure-630-19
Accession : 26615
Reg. Date : 11/02/2023
Collection Time : 11/02/2023 15:17

Sample Type: Serum

THYROID FUNCTION

Test Name	Result	Units	Biological Reference Interval
TOTAL T3 :	1.38	ng/ml	0.84 - 2.0
TOTAL T4 :	9.25	ug/dl	5.1 - 14.0
TSH :	3.01	mIU/L	0.25 - 5.0

Method : CLIA



LAB
LAB USE ONLY (Entered by :AP Enter Date/Time:11/02/2023 5:03:00 PM) (Verify by :OP1 Verify Date/Time:11/02/2023 5:31:00 PM)



BARODA DIAGNOSTIC LABORATORY

302, Trivia Complex, Natubhai Circle, Race Course, Vadodara. ☎ +91 8866009950 / 7405009950 ✉ bd195950@gmail.com



Patient's name	: Rajesh Ekka	Reg. ID	: icure-630-19
Age/Sex	: 52 Years/Male	Accession	: 26615
Referred by	: C/o. I Cure Heart & Diet Clinic	Reg. Date	: 11/02/2023
Sample From	: LAB	Collection Time	: 11/02/2023 15:17
UHID	:		

Sample Type: Serum

PSA

Test Name	Result	Units	Biological Reference Interval
PSA :	1.02	ng/ml	0 - 4.5

Interpretation guide :
 : PSA is a Glycoprotein found in prostate acinar cells,
 Ref. range <4.5 ng/ml. increased with age < 6.5 ng/ml, if more than
 70yrs.

* Use:
 -Monitor response to therapy of ca. prostate.
 -PSA of >100 ng/ml predicts bone metastasis with 73% positive
 predictive value.

* Increased in ->
 -Prostate cancer.
 -Prostatitis.
 -Prostatic ischemia (Sometime too high level).
 -Prostate massage.
 -Needle biopsy/TUR.
 -Indwelling catheter.
 -Vigorous bicycle exercise.
 -Radiation therapy.

Method : Electrochemiluminescence Immunoassay "ECLIA"





BARODA DIAGNOSTIC LABORATORY

302, Trivia Complex, Natubhai Circle, Race Course, Vadodara. ☎ +91 8866009950 / 7405009950 📧 bdl95950@gmail.com



* 2 6 6 1 5 *

Patient's name : Rajesh Ekka
Age/Sex : 52 Years/Male
Referred by : C/o. I Cure Heart & Diet Clinic
Sample From : LAB
UHID :

Reg. ID : icure-630-19
Accession : 26615
Reg. Date : 11/02/2023
Collection Time : 11/02/2023 15:17

Sample Type: Serum

LIVER FUNCTION TEST

Test Name	Result	Units	Biological Reference Interval
S.G.P.T (ALT) :	25	U/L	0 - 40
S.G.O.T (AST) :	12	U/L	0 - 37
ALK.PHOSPHATASE :	50	U/L	40 - 130
G.G.T :	18.1	U/L	8 - 78
<u>Bilirubin</u>			
Total :	0.40	mg/dl	0.2 - 1.0
Direct :	0.21	mg/dl	0 - 0.6
Indirect :	0.19	mg/dl	0 - 0.5
<u>Serum Proteins</u>			
Total Protein :	6.90	gms/dl	6.4 - 8.3
Albumin :	4.0	gms/dl	3.8 - 4.4
Globulins :	2.9	gms/dl	2.3 - 3.5
A/G Ratio :	1.38		0.9 - 2.9

Done on Fully automated biochemistry analyser - COBAS C 111



Page 5 of 7

IB USE ONLY (Entered by :AP Enter Date/Time:11/02/2023 5:04:00 PM) (Verify by :OP1 Verify Date/Time:11/02/2023 5:31:00 PM)





BARODA DIAGNOSTIC LABORATORY

302, Trivia Complex, Natubhai Circle, Race Course, Vadodara. ☎ +91 8866009950 / 7405009950 ✉ bdl95950@gmail.com



Patient's name : Rajesh Ekka
Age/Sex : 52 Years/Male
Referred by : C/o. I Cure Heart & Diet Clinic
Sample From : LAB
UHID :

Reg. ID : icure-630-19
Accession : 26615
Reg. Date : 11/02/2023
Collection Time : 11/02/2023 15:17

RENAL FUNCTION TEST

Test Name	Result	Units	Biological Reference Interval
Urea :	25	mg/dl	10 - 50
Bun (Calculated) :	11.7	mg/dl	0 - 18
Creatinine :	0.98	mg/dl	0.4 - 1.5
Uricacid :	5.10	mg/dl	3.4 - 7.0
BUN CREAT RATIO :			10:1 - 20:1

Done on Fully automated biochemistry analyser - COBAS C 111



LAB
LAB USE ONLY (Entered by :AP Enter Date/Time:11/02/2023 5:04:00 PM) (Verify by :OP1 Verify Date/Time:11/02/2023 5:31:00 PM)



BARODA DIAGNOSTIC LABORATORY

302, Trivia Complex, Natubhai Circle, Race Course, Vadodara. ☎ +91 8866009950 / 7405009950 ✉ bdl95950@gmail.com



Patient's name : Rajesh Ekka
Age/Sex : 52 Years/Male
Referred by : C/o. I Cure Heart & Diet Clinic
Sample From : LAB
UHID :

Reg. ID : icure-630-19
Accession : 26615
Reg. Date : 11/02/2023
Collection Time : 11/02/2023 15:17

Sample Type: EDTA

HbA1C REPORT

Test Name	Result	Units	Biological Reference Interval
HbA1C :	5.51	%	Excellent control: 4.2-6.2 Good Control : 6.3-7.2 Fair Control : 7.3-8.2 Poor Control : >8.3
Mean Blood Glucose levels : of last 03months	111.0	mg/dl	

NOTE

*As per the new 2009 update of American Diabetes Association regarding HbA1C & Mean Blood Glucose relationship.

This test is used to monitor diabetic patients compliance with the therapeutic regimen and long term blood glucose control. It's level is proportional to both the average blood glucose concentration and the life span of the red blood cells (RBC) in circulation. HbA1c values are free of day to day glucose fluctuations and are unaffected by exercise or recent food intake.



LAB
LAB USE ONLY (Entered by :AP Enter Date/Time:11/02/2023 5:04:00 PM) (Verify by :OP1 Verify Date/Time:11/02/2023 5:31:00 PM)



BARODA DIAGNOSTIC LABORATORY

302, Trivia Complex, Natubhai Circle, Race Course, Vadodara. ☎ +91 8866009950 / 7405009950 ✉ bdl95950@gmail.com



Patient's name : Rajesh Ekka
Age/Sex : 52 Years/Male
Referred by : C/o. I Cure Heart & Diet Clinic
Sample From : LAB
UHID :

Reg. ID : icure-629-19
Accession : 26614
Reg. Date : 11/02/2023
Collection Time : 11/02/2023 15:15

Sample Type: Serum

LIPID PROFILE

Test Name	Result	Units	Biological Reference Interval
Cholesterol :	168	mg/dl	0 - 200
Triglyceride :	92	mg/dL	0 - 150
HDL - Cholesterol :	43	mg/dL	35 - 65
LDL - Cholesterol :	106.6	mg/dL	0 - 130
VLDL - Cholesterol :	18.4	mg/dL	0 - 30
Total Cholesterol/HDL Ratio :	3.91		1 - 6
LDL / HDL Cholesterol Ratio :	2.48		0 - 3.5

Done on Fully automated biochemistry analyser - COBAS C 111



LAB
LAB USE ONLY (Entered by :AP Enter Date/Time:11/02/2023 4:59:00 PM) (Verify by :OP1 Verify Date/Time:11/02/2023 5:14:00 PM)





BARODA DIAGNOSTIC LABORATORY

Name : RAJESH EKKA
Ref By : ICURE HEART & DIET CLINIC

Age/Sex : 52 Yrs./M
Date : 11/02/2023
Report ID. : 13

HAEMOGRAM PROFILE

TEST

RESULT

Blood Group : *O*
Rh Factor : * POSITIVE *
(Anti D.)

BIOCHEMISTRY

FASTING (FBS)

Blood Glucose : 110.0 mg/dL 70 - 110 mg/dL

POST-PRANDIAL

Blood Glucose : 140.0 mg/dL 80 - 140 mg/dL

Done By Fully Auto Analyzer MIURA, A-1004

END OF REPORT



24⁷ OPEN 365 DAYS

Dr. Nehal Tiwari
(MD)
Consultant Pathologist
(Reg. No. G-54530)



Dr. Priya Kriplani
(MD)
Consultant Pathologist
(Reg. No. G-46004)

02, Trivia Complex, Natubhai Circle, Race Course, Vadodara. ☎ +91 8866009950 / 7405009950 ✉ bdl95950@gmail.com

Laboratory results serve as an aid to diagnosis & should be interpreted in relation to clinical findings. Please refer back to laboratory in case of any discrepancy



Scanned with OKEN Scanner



BARODA DIAGNOSTIC LABORATORY


Name : RAJESH EKKA
Ref By : ICURE HEART & DIET CLINIC

Age/Sex : 52 Yrs./M
Date : 11/02/2023
Report ID. : 13

EXAMINATION OF URINE

TEST	RESULT	UNIT
Sample	: FASTING	
PHYSICAL EXAMINATION		
Quantity	: 10	mL
Colour	: COLOURLESS	
Transparency	: CLEAR	
Specific Gravity	: 1.003	
Reaction	: ACIDIC	
Deposits	: ABSENT	
CHEMICAL EXAMINATION		
Albumin	: NIL	
Sugar	: NIL	
Acetone	: ABSENT	
Bile Salts	: ABSENT	
Bile Pigments	: ABSENT	
Urobilinogen	: NORMAL : ~ < 1.0 mg/dL	
Occult Blood	: ABSENT	
Nitrate	: ABSENT	
MICROSCOPIC EXAMINATION		
Pus Cells	: 0-1 / hpf	
RBC	: NIL	
Epithelial Cells	: NIL	
Crystals	: NIL	
Amorphous Phosphate	: NIL	
Cast	: NIL	

END OF REPORT



Dr. Nehal Tiwari
(MD)
Consultant Pathologist
(Reg. No. G-54530)

Dr. Priya Kriplani
(MD)
Consultant Pathologist
(Reg. No. G-46004)

302, Trivia Complex, Natubhai Circle, Race Course, Vadodara. ☎ +91 8866009950 / 7405009950 ✉ bdl95950@gmail.com

Laboratory results serve as an aid to diagnosis & should be interpreted in relation to clinical findings. Please refer back to laboratory in case of any discrepancy


Heart & General Clinic

2D Echocardiography & Color Doppler Report

iCure Hear care, 402, Epsilon tower, opp Pasha bhai park, Race course, Vadodara

Patient Name: Mr Rajesh Ekka

Date: 11 / 02 / 2023

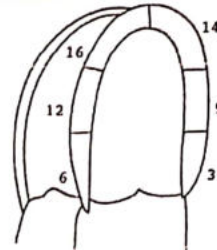
Age Gender: male - 52 Years

M. Mode Study:

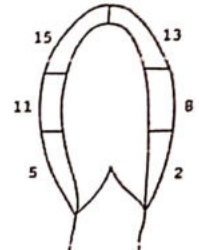
LA	35	IVS	10	PWD	10
AO	26	LVDs	25	LVdD	46

Doppler Study:

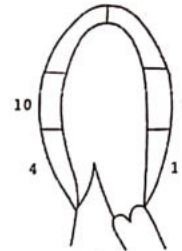
Mitral Valve	E: 0.74 A: 0.59
Aortic Valve	Normal
Tricuspid Valve	Normal
Pulmonary Valve	Normal



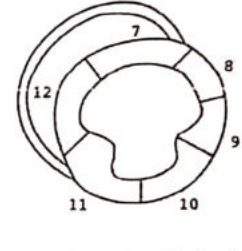
Apical
4 chamber view



Apical
2 chamber view



Apical
3 chamber view




Parasternal short
axis view

Conclusion:

- **Normal LV Systolic function**
- **LVEF: 60 % ,No RWMA**
- **Cardiac Chambers: Normal**
- **Diastolic function: Normal**
- **TR: No PAH: No RVSP: 15mmhg**
- **No Ms , No MR**
- **Mild AR , No AS**
- **ASD/VSD/PDA/Co-A : No**
- **No Clots or vegetations found**
- **IVC: 10mm size with >50% collapsive**

Note:

Normal 2D echo report does not rule out cardiac diseases
 this report shall not be used for Medico legal purposes,
 Clinical Correlation advisable.



Dr. Krish P. Vaidya
 MD, PGCC
 Associate Consultant-Cardiology
 Reg.No.G-50510

Dr. Krish P Vaidya
 Consultant Cardiologist, Diabetologist
 & General Physician

 **iCure™**
Heart & General Clinic

NAME : Mr Rajesh Ekka	AGE : 52Y/M	DATE : 11/02/2023
-----------------------	-------------	-------------------

ULTRASONOGRAPHY OF WHOLE ABDOMEN
(Screening Only)

Liver is normal in size and echotexture and shows normal parenchymal reflectivity. No focal lesion is seen. Hepatic veins appear normal. There is no evidence of any dilated intra hepatic billiary radicals.

Portal Vein appears normal in diameter.

Common Bile Duct is of normal diameter.

Gallbladder is physiologically distended with normal wall thickness. There is no evidence of gallstones. No evidence of peri-cholecystic fluid or probe tenderness.

Pancreas is normal in size and shows homogenous reflectivity. There is no evidence of any calcification or ductal dilatation.

Spleen is normal size and shows a homogenous echotexture. There is no evidence of any focal lesion.

Both Kidneys are normal in position and size. They show normal cortical reflectivity and cortico-medullary distinction. Right kidney measures 100x42mm. Left kidney measures 96x39mm. There is no evidence of renal calculi, hydronephrosis or mass seen.

Bladder is well distended and shows normal wall thickness. No evidence of intra-luminal mass or calculi.

Prostate gland is normal in size . it has smooth outlines and normal reflectivity

There is no evidence of ascites.

No evidence of any gross bowel mass seen.

No evidence of any aorto-caval or mesenteric root lymphadenopathy.

No mass or collection in right iliac fossa.

CONCLUSION: No sonographic abnormality is seen.

Mehul Prajapati

DR. MEHUL PRAJAPATI
CONSULTANT RADIOLOGIST




Heart & General Clinic

iCure Heart& Diet Clinic, 402, Epsil on tower, opp Pasha bhai park, Race course, Vadodara

NAME	RAJESH EKKA	AGE/SEX	MALE
REF BY	I cure heart 7 diet clinic	DATE	11-02-23

X-RAY CHEST PA VIEW (PORTABLE)

FINDING

BOTH LUNGS FIELDS ARE NORMAL .

REMAINING LUNG FIELDS ARE NORMAL.

BOTH COSTOPHRENIC RECESS ARE CLEAR.

CARDIAC SIZE WITHIN NORMAL LIMITS.

MEDIASTINUM AND BONY THORACIC CAGE REVEAL NO ABNORMALITY.

IMPRESSION : NORMAL LUNGS HEART AND MEDIASTUINUM..



DR. HIMANI VIRAPARA
Regn. No: G.28771
V.D. [Radiodiagnosis]
CONSULTANT RADIOLOGIST)



Ajanta Co Operative Society, Nr Trident Complex Elorapark Crossing CNG Pump Road Vadodara 390023.

MAIL: sunnydigitalxray@yahoo.com

[24 x 7 EMERGENCY SERVICE]