

DIGITAL X-RAY  
INTERVENTIONAL RADIOLOGY  
3D/4D SONOGRAPHY & COLOR DOPPLER  
2-D ECHOCARDIOGRAPHY  
PERIPHERAL COLOR DOPPLER  
HI-SPEED HELICAL C.T. SCAN  
C.T. ANGIOGRAPHY  
PATHOLOGY LAB. SERVICES



**DIAGNOSTIC CENTRE**  
X-RAY, IMAGING & PATHOLOGY

1, VYANKATESH NAGAR, OPP. SFS  
HIGH SCHOOL, JALNA ROAD,  
AURANGABAD - 431005  
☎ : 0240 - 2353182, 2325282, 8446100111

Vijay Shirsath

23-07-2022

Ref. by:

**USG ABDOMEN**

Liver is normal in size, shape and revealed normal echotexture.  
Intrahepatic biliary radicles and portovenous echocomplex appeared normal.  
No e/o any focal solid, cystic, or diffuse parenchymal pathology seen.  
Normal cbd and portal vein.  
Gallbladder is physiologically distended and appeared normal, no e/o any gallbladder calculus.  
Normal gb wall thickness.  
Spleen is normal in size & echogenicity. no e/o focal lesion seen.  
Pancreas is normal in size, shape and echotexture. Normal peripancreatic fat planes.  
No e/o pancreatic calcification/calculi. normal pancreatic duct.  
Both kidneys are normal in size, shape, position and revealed normal cortical & medullary echopattern,  
No e/o any calculus seen, No e/o hydronephrosis.  
No e/o ascitis. no e/o any paraaortic adenopathy.  
Normal bowel loop peristalsis & caliber.  
Urinary bladder is well distended and appeared normal, no e/o any vesical calculus or mass lesion.  
No changes of cystitis.  
Normal prostate.

**IMPRESSION :**  
**NORMAL LIVER, GALL BLADDER, SPLEEN, PANCREAS, BOTH KIDNEYS, .**  
**NORMAL UR BLADDER, PROSTATE.**

**DR. P. A. BARJATYA**  
M.B.B.S., M.D.  
9823344449



**DR. G. S. LAHOTI**  
M.B.B.S., D.M.R.D.  
9850171587

DIGITAL X-RAY  
INTERVENTIONAL RADIOLOGY  
3D/4D SONOGRAPHY & COLOR DOPPLER  
2-D ECHOCARDIOGRAPHY  
PERIPHERAL COLOR DOPPLER  
HI-SPEED HELICAL C.T. SCAN  
C.T. ANGIOGRAPHY  
PATHOLOGY LAB. SERVICES



**DIAGNOSTIC CENTRE**  
X-RAY, IMAGING & PATHOLOGY

1, VYANKATESH NAGAR, OPP. SFS  
HIGH SCHOOL, JALNA ROAD,  
AURANGABAD - 431005  
☎ : 0240 - 2353182, 2325282, 8446100111

VIJAY SIRSATH

23-07-2022

Ref. by:

CHEST PA VIEW

Trachea central.

Apices are clear.

Both lung fields appeared well pneuamtised and appeared normal.

Both cp angles are clear.

Cardiac silhoutte appeared normal.

IMPRESSION :

NORMAL CHEST.

DR. P. A. BARJATYA  
M.B.B.S., M.D.  
9823344449



*Val*  
DR. G. S. LAHOTI  
M.B.B.S., D.M.R.D.  
9850171587

**Ellora Diagnostic Centre, Anisudaspur (0540) 5323185**

Chief : PA Patient/ID

MR. ANAY SIRSATH Age : 32 YRS Male

Date : 23-01-2025 PM 15:24:52

Ref. Dr. : DR. S. SARDAR



R

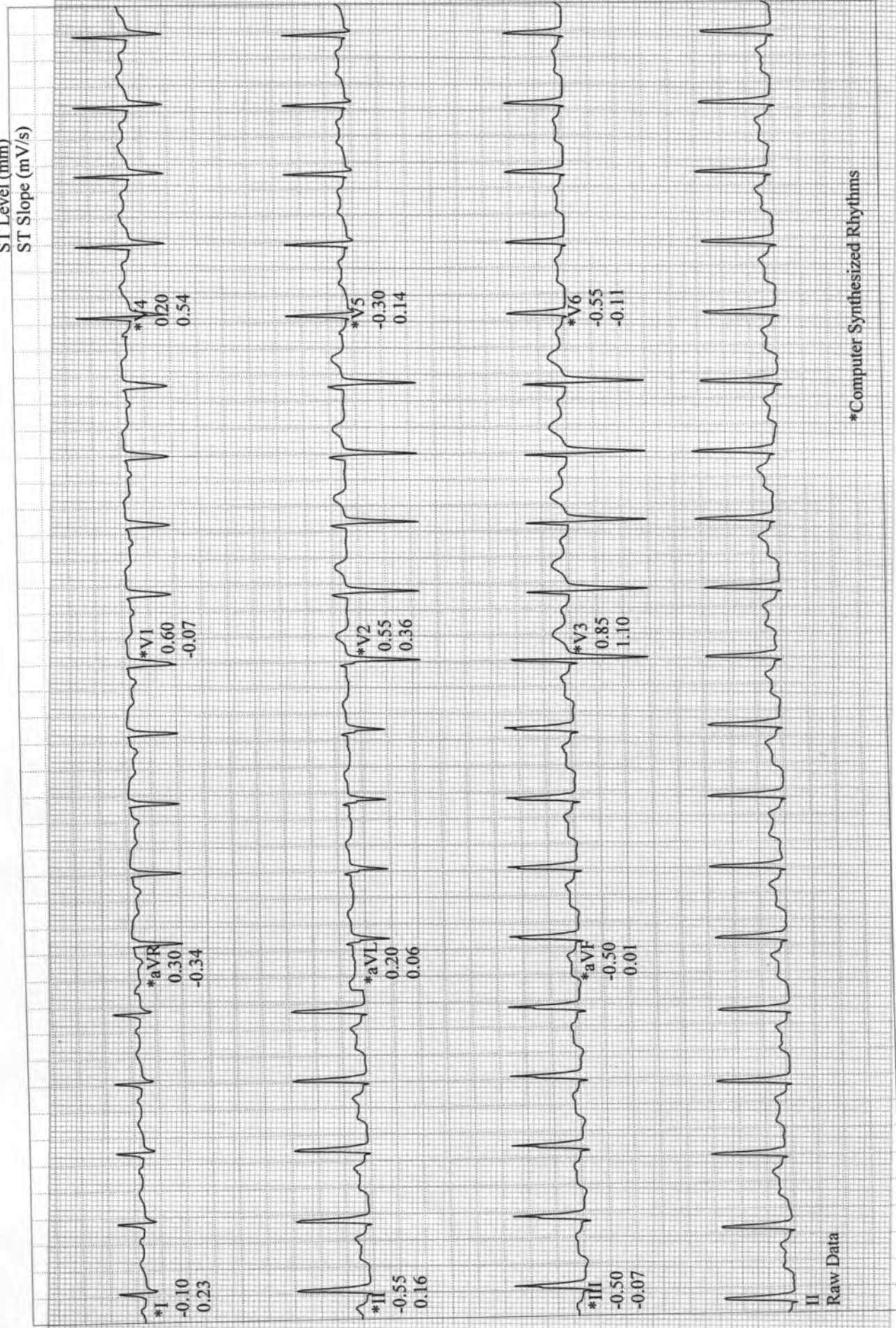
Sirsat, Vijay  
Patient ID 23044  
23.07.2022  
1:43:29pm

112 bpm

RECOVERY  
#1  
03:50

BRUCE  
0.0 mph  
0.0 %

Lead  
ST Level (mm)  
ST Slope (mV/s)



II  
Raw Data

\*Computer Synthesized Rhythms

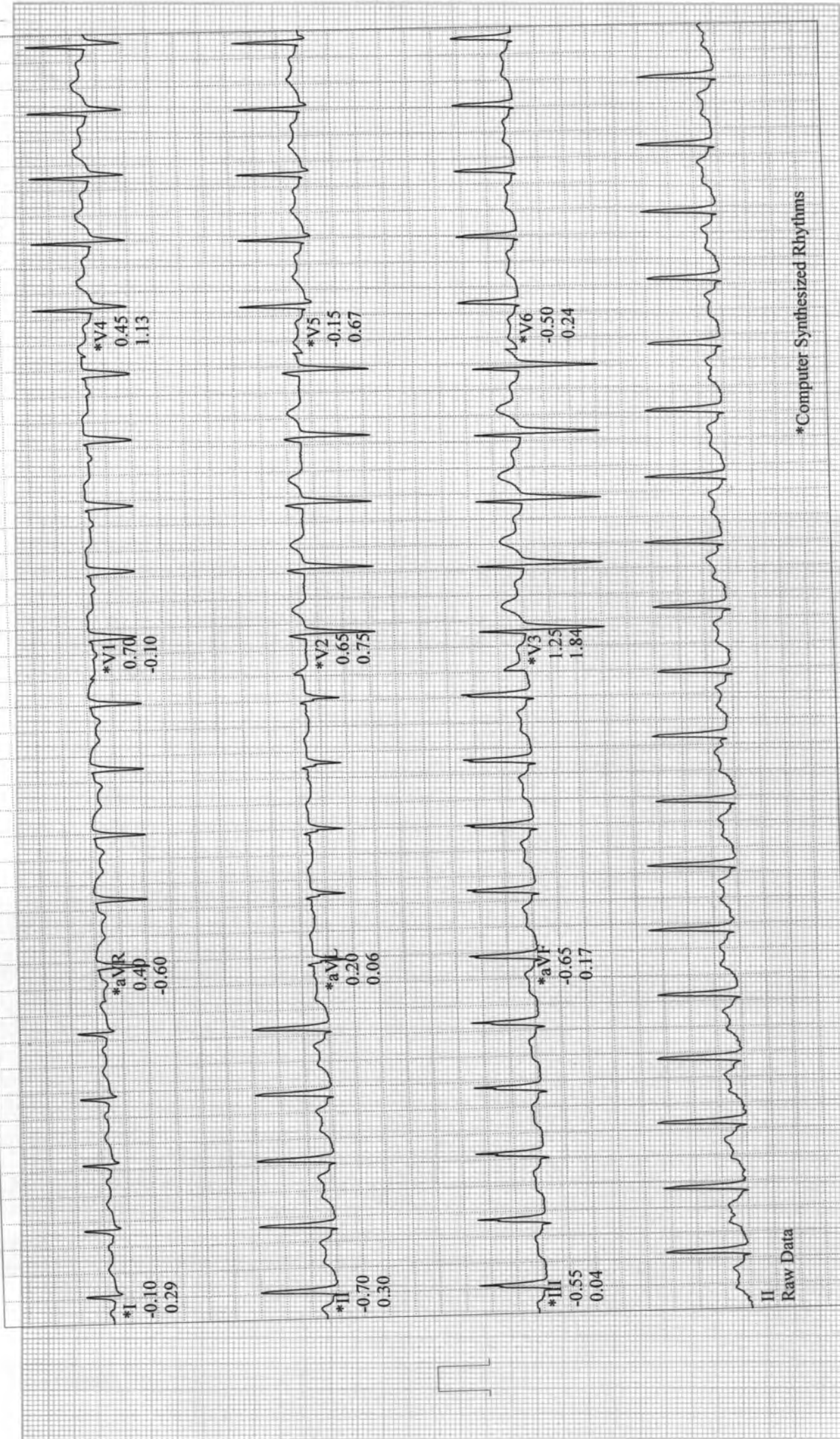
BRUCE  
0.0 mph  
0.0 %

RECOVERY  
#1  
02:50

118 bpm  
187/98 mmHg

Sirsat, Vijay  
Patient ID 23044  
23.07.2022  
1:42:30pm

Lead  
ST Level (mm)  
ST Slope (mV/s)



II  
Raw Data

\*Computer Synthesized Rhythms

# SARDA

## CENTRE FOR DIABETES & SELF CARE

NAME: MR. VIJAY SIRSAT

SEX : Male

REF. BY : MEDIWHEEL

DATE:23/07/2022

### COMPLETE BLOOD COUNT

TEST	RESULT	NORMAL RANGE
WBC COUNT	8,200 /cumm	4.0 - 11.0 x 10 <sup>3</sup> /cumm
Haemoglobin:	13.7 g%	13.0 - 18.0 g%
Platelets:	3,58000 /cumm	1,50,000 - 4,50,000 / cumm
Red Blood Cells:	5.42 /Mill/ul	4.20 - 6.00 Mill/ul
MCV:	73.4 fL	80.0 - 97.0 fL
MCH:	25.2 pg	26.0 - 32.0 pg
MCHC:	34.5 g/dL	31.0 - 36.0 g/dL
HCT:	39.7 %	37.0 - 51.0 %
Differential Count		
Neutrophils:	51 %	40 - 75 %
Lymphocyte:	41 %	20 - 45 %
Monocytes:	04 %	2 - 10 %
Eosinophills:	04 %	1 - 06 %
Basophills:	00 %	0 - 1 %
ESR:	07 mm at 1 Hr.	Male: 0 - 8 mm at 1 Hr. Female: 0 - 20 mm at 1 Hr.

### GYCOCYTED HAEMOGLOBIN

TEST	RESULT	NORMAL
HbA1C:	5.6 %	4.7-5.9 %
M.B.G	108.88% mg	70 - 120 mg

#### INTERPRETATION:

FOR DIABETIC PATIENT

Good Control:	6.0 - 7.0 %
Fair Diabetic Control:	7.0 - 8.0 %
Unsatisfactory control:	8.0 - 10 %
Poor Diabetic Control:	Above 10 %

Dr. S.R. SARDA

M.D. Reg. No. 85462

ARDA CENTER FOR DIABETES & SELF CARE

Vyanktesh Nagar, Jalna Road, Aurangabad

Dr. Sampat Sarda

M.D. (Pathology)

Vyanktesh Nagar, Jalna Road, Aurangabad

Ph. No. 2333851, 2334858, Mob.: 9823040323

Ph. No. 2333851, 2334858, Mob.: 9823040323

Ph. No. 2333851, 2334858, Mob.: 9823040323

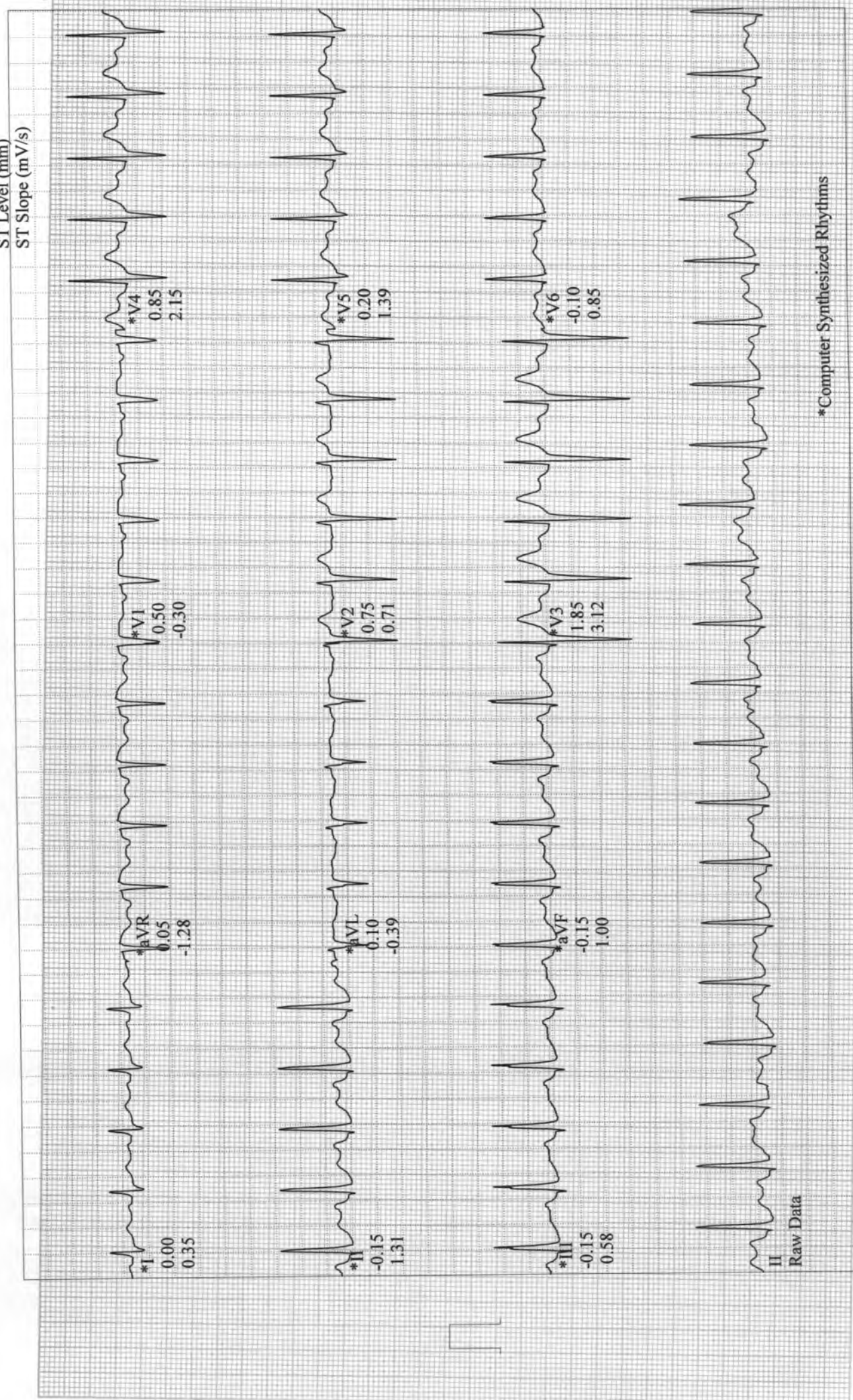
Ph. No. 2333851, 2334858, Mob.: 9823040323

Sirsat, Vijay  
Patient ID 23044  
23.07.2022  
1:41:29pm

BRUCE  
0.0 mph  
0.0 %  
RECOVERY  
#1  
01:50

126 bpm

Lead  
ST Level (mm)  
ST Slope (mV/s)



Raw Data

\*Computer Synthesized Rhythms

CARDIO BEATS

# SARDA

## CENTRE FOR DIABETES & SELF CARE

NAME: MR. VIJAY SIRSAT

SEX : Male

REF. BY : MEDIWHEEL

DATE:23/07/2022

### BLOOD GROUP

BLOOD GROUP : "AB"

R.H.FACTOR : POSITIVE

Dr.SR. SARDA

M.D. (Pathology) Reg. No. 56462

Dr.Sampat Sarda

M.D. (Pathology) 2333851, 2334858

Phone No. 2333851, 2334858



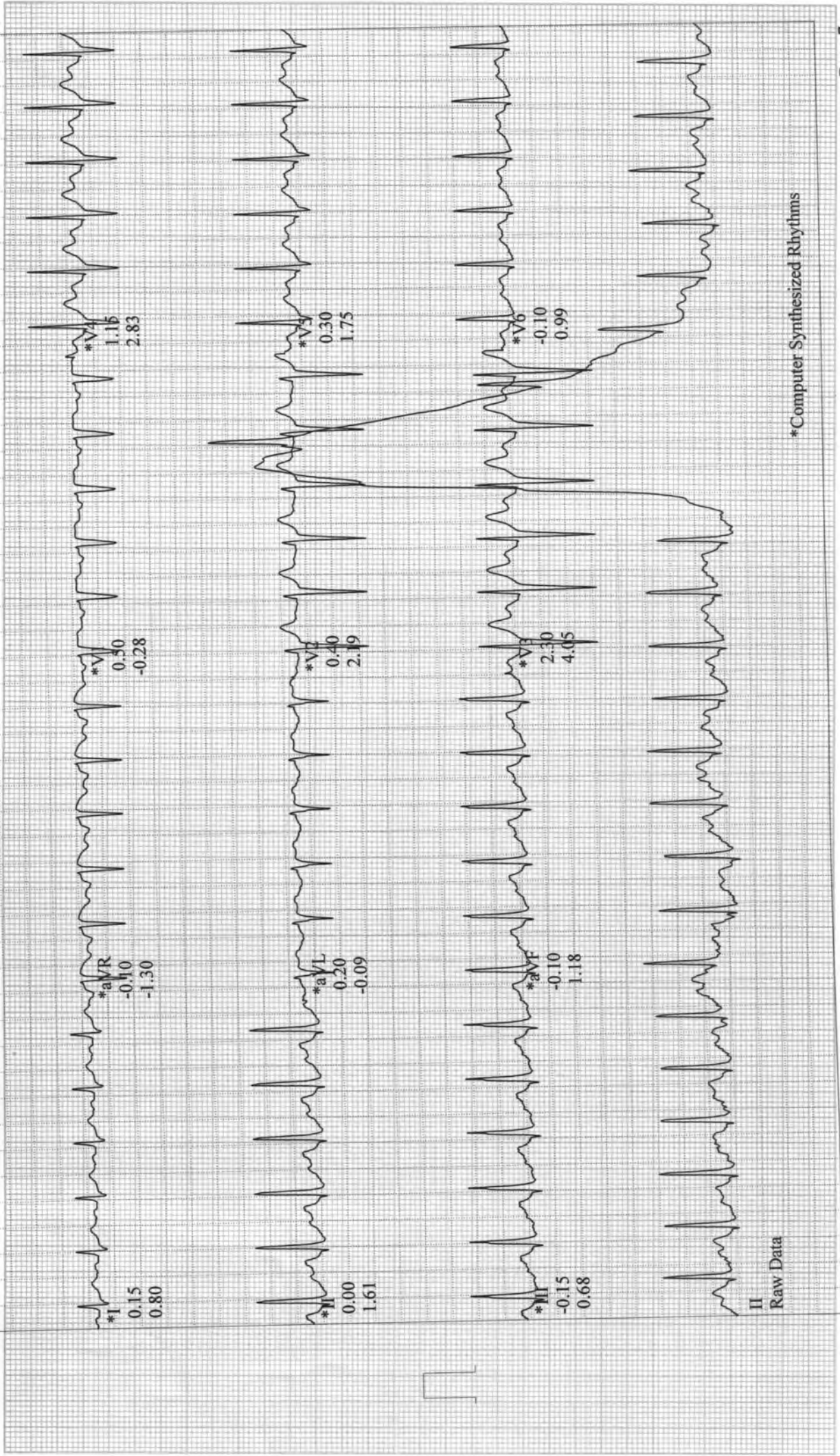
Sirsat, Vijay  
Patient ID 23044  
23.07.2022  
1:40:30pm

RECOVERY  
#1  
00:50

BRUCE  
1.5 mph  
0.0 %

144 bpm

Lead  
ST Level (mm)  
ST Slope (mV/s)



# SARDA

## CENTRE FOR DIABETES & SELF CARE

NAME: MR. VIJAY SIRSAT

SEX : Male

REF. BY : MEDIWHEEL

DATE:23/07/2022

### BLOOD SUGAR EXAMINATION

TEST	RESULT
Fasting Blood Sugar:	92 mg/dl
Post Meal Blood Suagr Level:	118 mg/dl

REFERANCE RANGE	:	NON DIABETIC	IGT	DIABETIC
FASTING		$\leq 90$ MG	90-126 mg %	$\geq 126$ mg %
POSTMEAL		$\leq 140$ mg	140-200mg%	$\geq 200$ mg

Dr R. SARDA

M.D. Reg. No. 65462

SARDA CENTER FOR DIABETES & SELF CARE  
4, Vyankatesh Nagar, Jalna Road, Aurangabad  
2334858

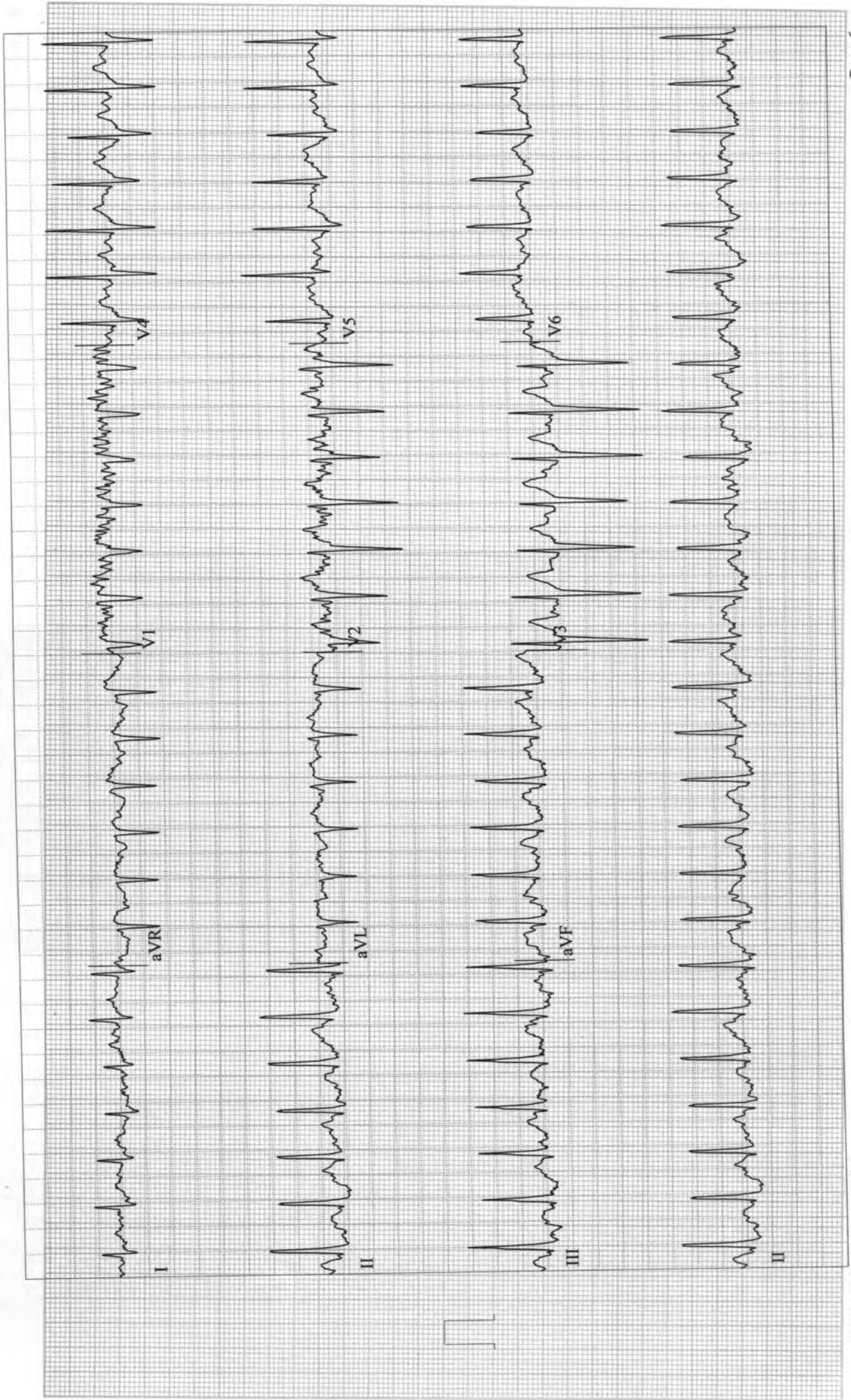
Dr. Sampat Sarda  
M.D.(Pathology)

Sirsat, Vijay  
Patient ID 23044  
23.07.2022  
1:39:45pm

EXERCISE  
STAGE 4  
09:22

BRUCE  
4.2 mph  
16.0 %

160 bpm  
177/98 mmHg



CARDIO BEATS

# SARDA

## CENTRE FOR DIABETES & SELF CARE

NAME: MR. VIJAY SIRSAT

SEX : Male

REF. BY : MEDIWHEEL

DATE:23/07/2022

### BLOOD PROFILE

TEST	RESULT	NORMAL
BLOOD UREA N2	14 mg%	5-25 mg %
CREATININE	0.8mg%	0.6-1.4 mg %
BILIRUBIN TOTAL	0.61mg%	0.2-1.0 mg
DIRECT	0.21	0.0-0.3
INDIRECT	0.40	0.3-0.7
S.G.O.T	20 IU/L	15-40 IU/L
S.G.P.T	26 IU/L	15-40 IU/L
ALK PHOSPHATASE	118 IU/L	70-306 IUL
S.PROTEIN TOTAL	7.0gm%	6.0-8.0 gm%
ALBUMIN	4.0gm%	3.2-4.4 gm%
GLOBULINS	3.0gm%	2.3-3.5 gm%
ALB/GLO RATIO	1.3	
G.G.T.P	19	upto50IU
SR.URIC ACID	5.7	3.5-7.0 mg %\$sruric-

Dr. S. R. SARDA

M.D. Reg. No. 55462

Dr. Sampat Sarda

M.D. (Pathology)

4, Vyanktesh Nagar, Jalna Road, Aurangabad

Phone No. 233851, 2334858

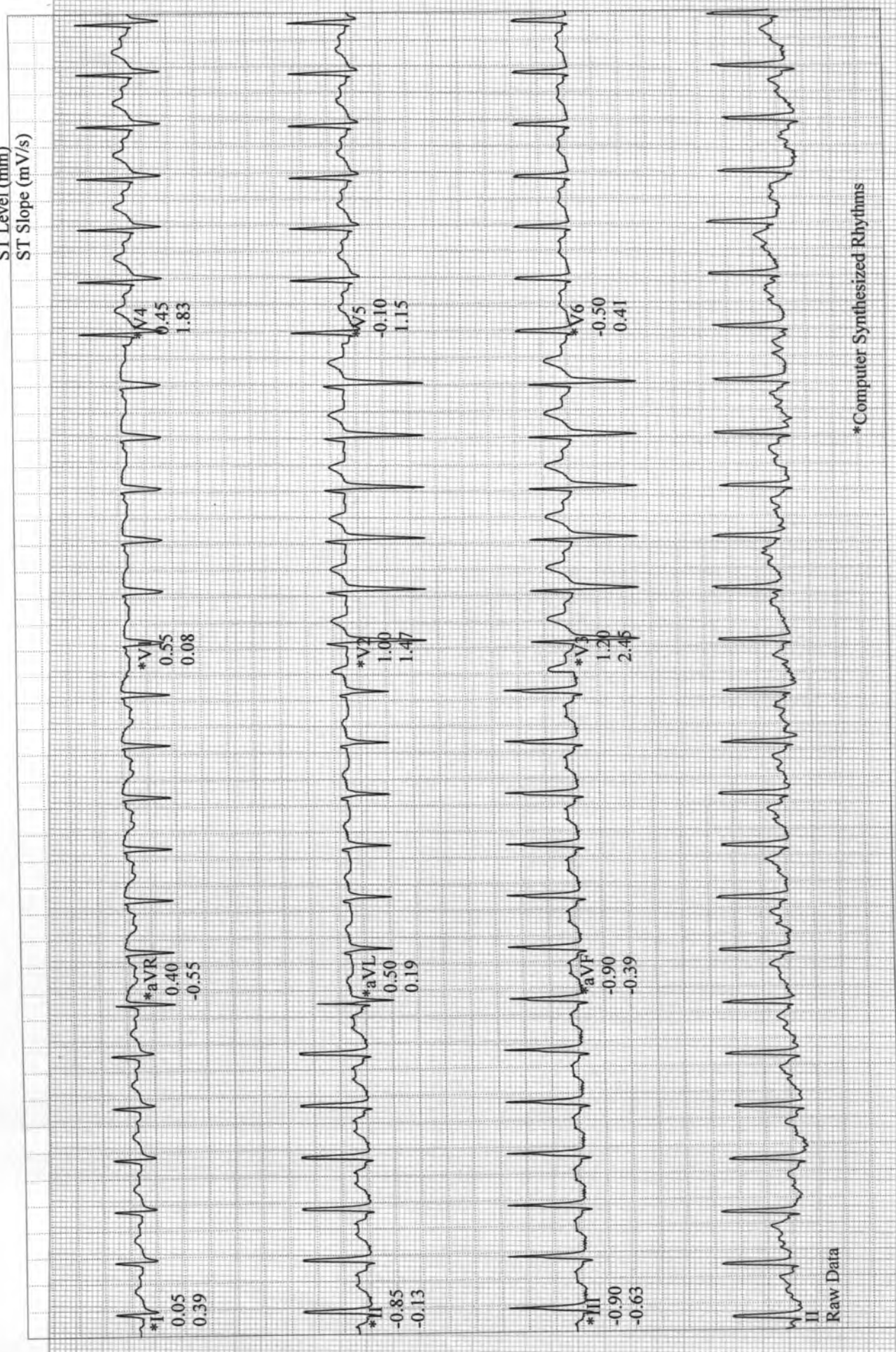
Sirsat, Vijay  
 Patient ID 23044  
 23.07.2022  
 1:39:08pm

EXERCISE  
 STAGE 3  
 08:50

BRUCE  
 3.4 mph  
 14.0 %

153 bpm  
 177/98 mmHg

Lead  
 ST Level (mm)  
 ST Slope (mV/s)



GE CardioSoft V6.73 (2)  
 25 mm/s 10 mm/mV 50Hz 0.01Hz FRF+ HR(V3, V2)

Start of Test: 1:29:56pm

# SARDA

## CENTRE FOR DIABETES & SELF CARE

NAME: MR. VIJAY SIRSAT

SEX : Male

REF. BY : MEDIWHEEL

DATE:23/07/2022

### LIPID PROFILE

Serum Cholesterol :	179 mg/dl	130 - 250 mg/dl
HDL Cholesterol:	40 mg/dl	30 - 95 mg/dl
Serum Triglyceride:	145 mg/dl	up to 165 mg/dl
LDL Cholesterol:	110 mg/dl	up to 165 mg/dl
VLDL Cholesterol:	29 mg/dl	up to 40 mg/dl
LDL. / HDL Cholesterol Ratio:	2.75	Low risk : 0.5 - 3.0 Moderate risk: 3.0 - 6.0 High risk: > 6.0
CHOL./HDL Cholesterol Ratio:	4.47	Low risk : 3.3 - 4.4 Average risk: 4.4 - 7.1 Moderate risk: 7.0 - 11.0 High risk: > 11

Dr. R. SARDA

M.D. Reg. No. 66462

SARDA CENTER FOR DIABETES & SELF CARE  
4, Vyanktesh Nagar, Jalna Road, Aurangabad  
M.D. (Pathology) 2334858

Sirsat, Vijay  
Patient ID 23044  
23.07.2022  
1:36:08pm

Linked Medians

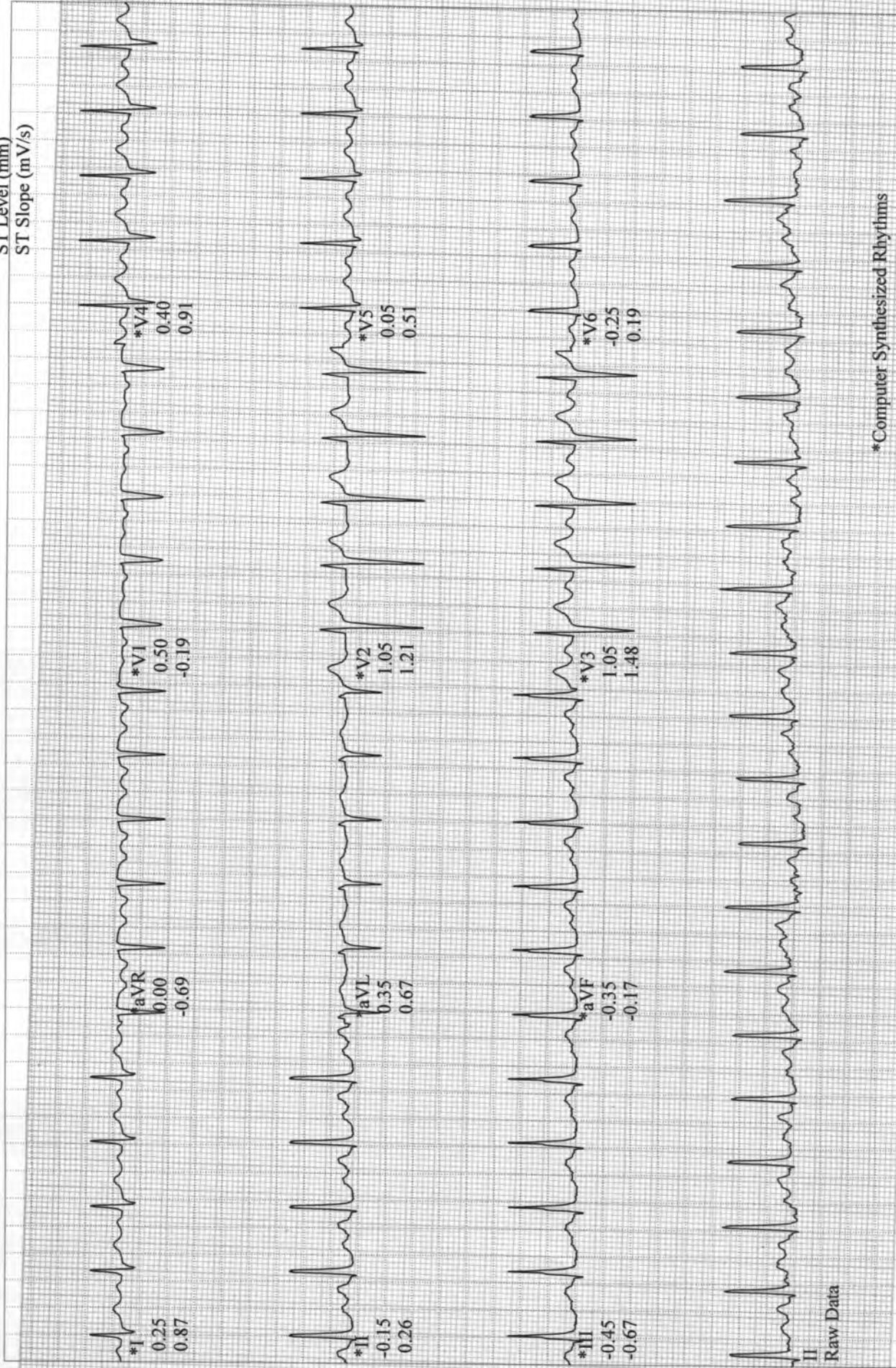
BRUCE  
2.5 mph  
12.0 %

EXERCISE  
STAGE 2  
05:50

126 bpm  
167/98 mmHg

ASIAN HOSPITAL

Lead  
ST Level (mm)  
ST Slope (mV/s)



\*Computer Synthesized Rhythms

GE CardioSoft V6.73 (2)  
25 mm/s 10 mm/mV 50Hz 0.01Hz FRF+ HR(V3,V2)

Start of Test: 1:29:56pm

Page 4

# SARDA

## CENTRE FOR DIABETES & SELF CARE

NAME: MR. VIJAY SIRSAT

SEX : Male

REF. BY : MEDIWHEEL

DATE:23/07/2022

### THYROID FUCTION TEST

TEST	RESULT	NORMAL RANGE
Total T 3 :	119.8 ng/ml	60-181 ng/ml
Total T 4 :	9.6 ug/dl	4.87 - 11.72 ug/dl
TSH Ultrasensitive :	2.82 uIU/ml	0.35 -5.5uIU/ml

Dr. R. SARDA

M.D. Reg. No. 86462

Dr. Sampat Sarda  
M.D. (Pathology)

SARDA CENTER FOR DIABETES & SELF CARE  
4, Vyanktesh Nagar, Jalna Road, Aurangabad  
Phone No. 2333851, 2334858



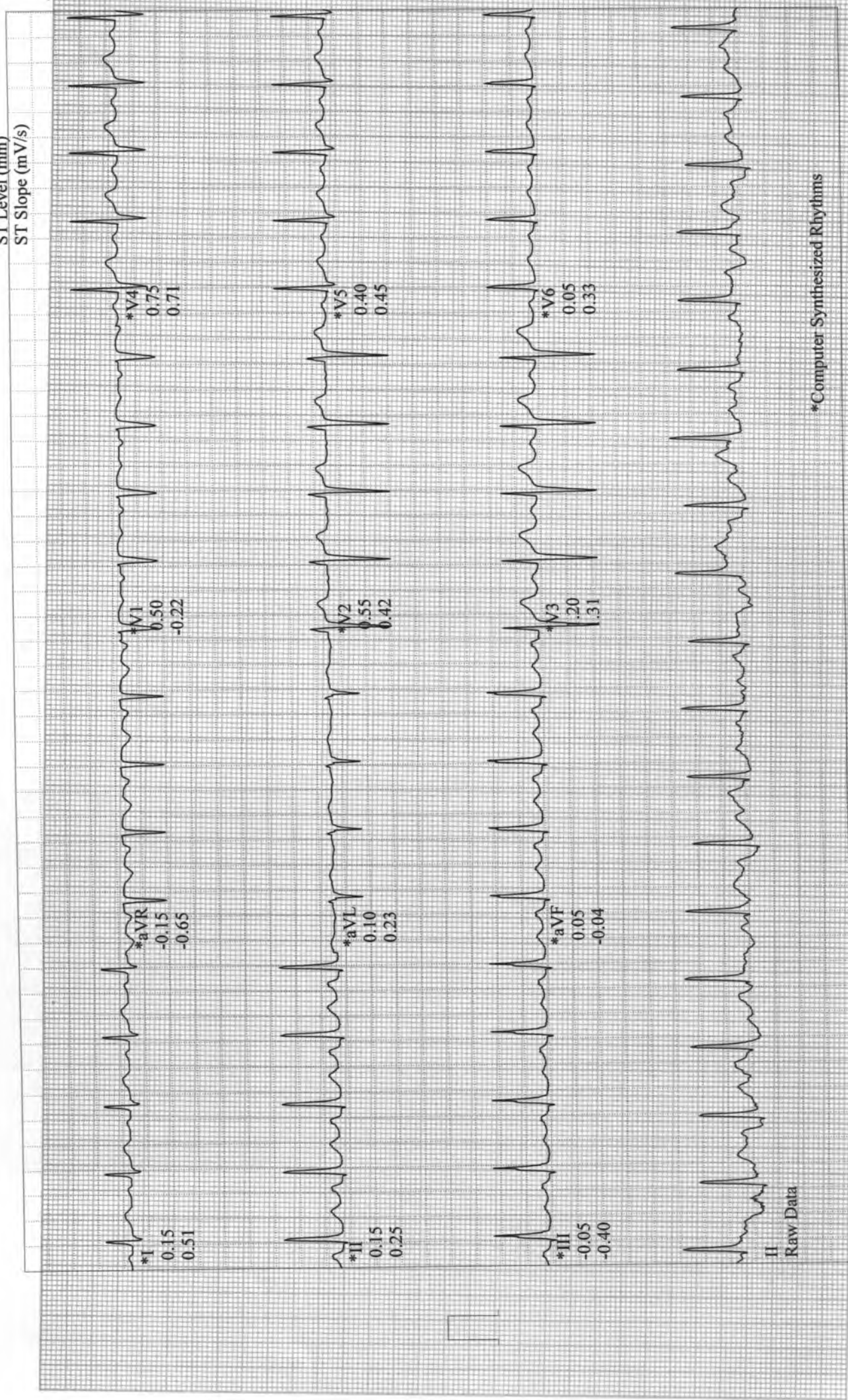
BRUCE  
1.7 mph  
10.0 %

EXERCISE  
STAGE I  
02:50

111 bpm  
157/98 mmHg

Sirsat, Vijay  
Patient ID 23044  
23.07.2022  
1:33:08pm

Lead  
ST Level (mm)  
ST Slope (mV/s)



II  
Raw Data

\*Computer Synthesized Rhythms

# SARDA

## CENTRE FOR DIABETES & SELF CARE

NAME: MR. VIJAY SIRSAT

SEX : Male

REF. BY : MEDIWHEEL

DATE:23/07/2022

### Urine Routine Examination

#### Physical Examination

Colour:	Pale Yellow
Appearance:	Clear
Reaction:	Acidic
Deposit	Absent

#### Chemical Examination:

Specific Gravity	1.005
Albumin	Absent
Sugar:	Absent
Acetone:	----
Bile Salts	----
Bile Pigment:	----

#### Microscopic Examination

RBC :	Absent
Pus Cells:	OCASSIONAL/HPF
Epihtelial cells:	Absent
Crystals:	Absent
Casts:	Absent

DR. S. R. SARDA

M.B.B.S. Reg. No. 65462

SARDA CENTRE FOR DIABETES & SELF CARE  
4, Vyankatesh Nagar, Jalna Road, Aurangabad  
M.D. (Pathology), 2334858

Dr. Sampat Sarda  
M.D. (Pathology)

Sirsat, Vijay  
Patient ID 23044  
23.07.2022  
1:30:14pm

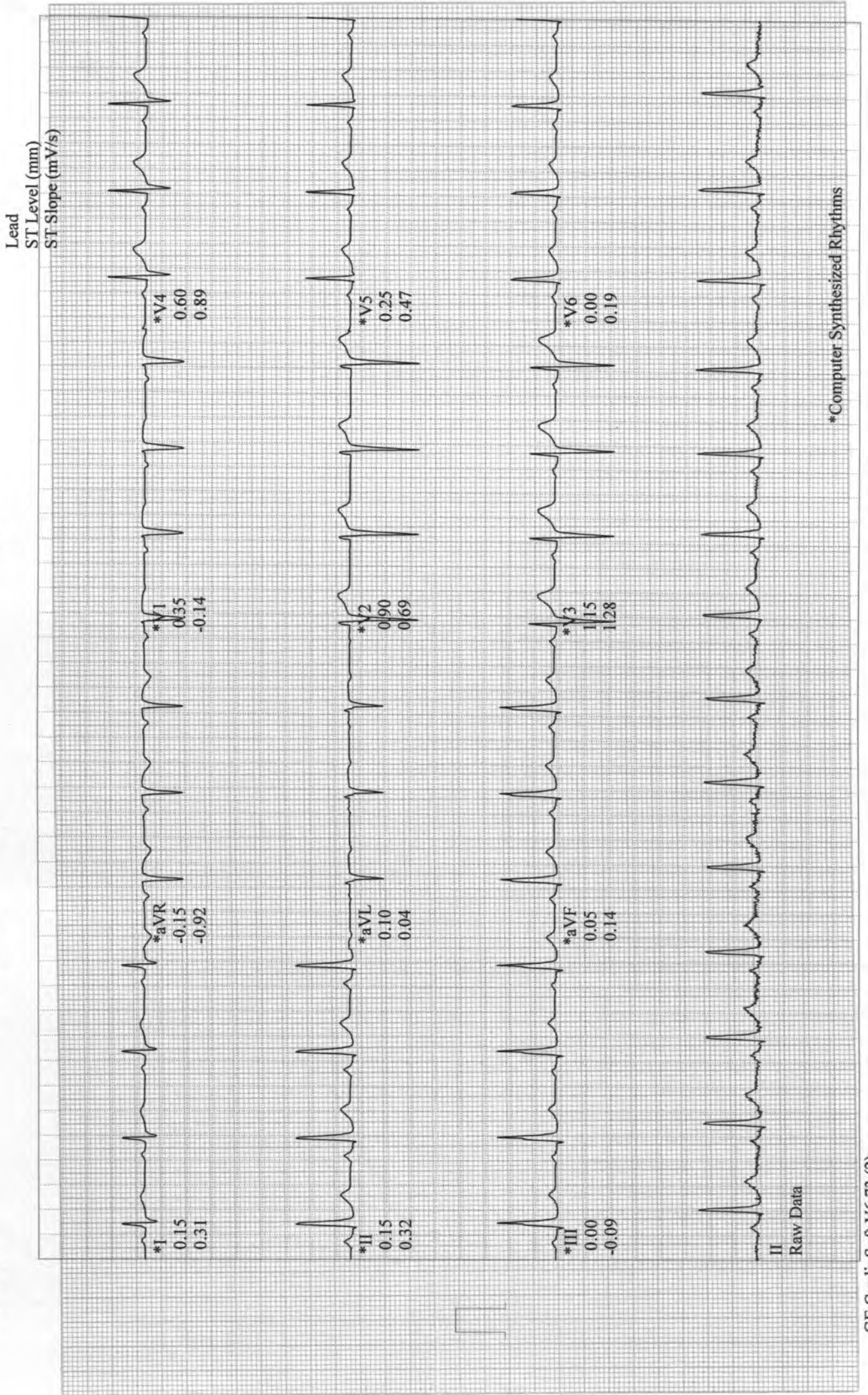
Linked Medians

PRETEST  
STANDING  
00:17

86 bpm  
147/98 mmHg

BRUCE  
0.0 mph  
0.0 %

ASIAN HOSPITAL



आयकर विभाग

INCOME TAX DEPARTMENT



भारत सरकार

GOVT. OF INDIA

SIRSAT VIJAY SHRIRANG

SHRIRANG FAKIRA SIRSAT

17/08/1984

Permanent Account Number

BYIPS7740E

Signature



2007/2008

*S. S. S.*

Sirsat, Vijay  
Patient ID 23044  
23.07.2022  
1:30:12pm

Linked Medians

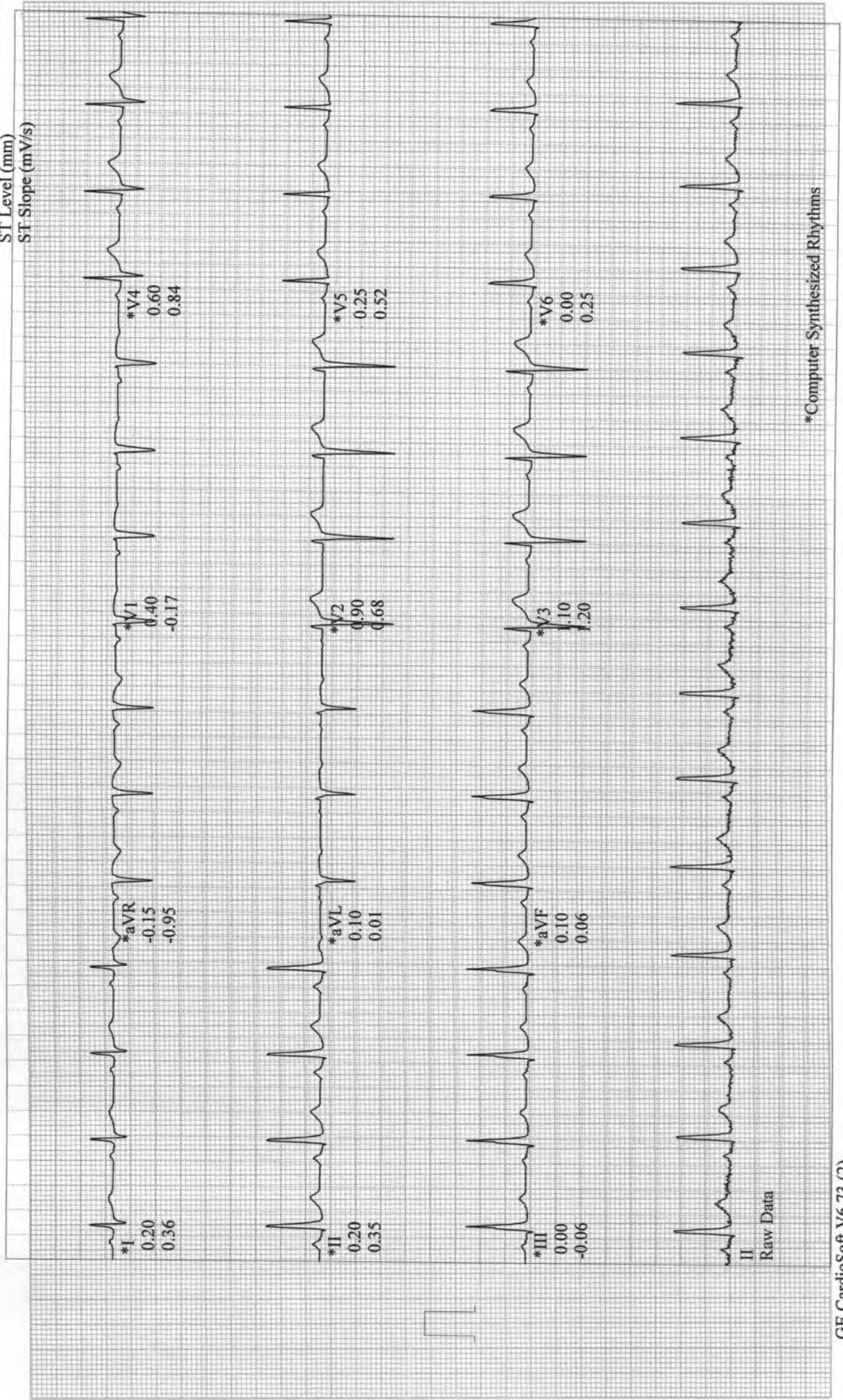
PRETEST  
SUPINE  
00:14

86 bpm  
147/98 mmHg

BRUCE  
0.0 mph  
0.0 %

ASIAN HOSPITAL

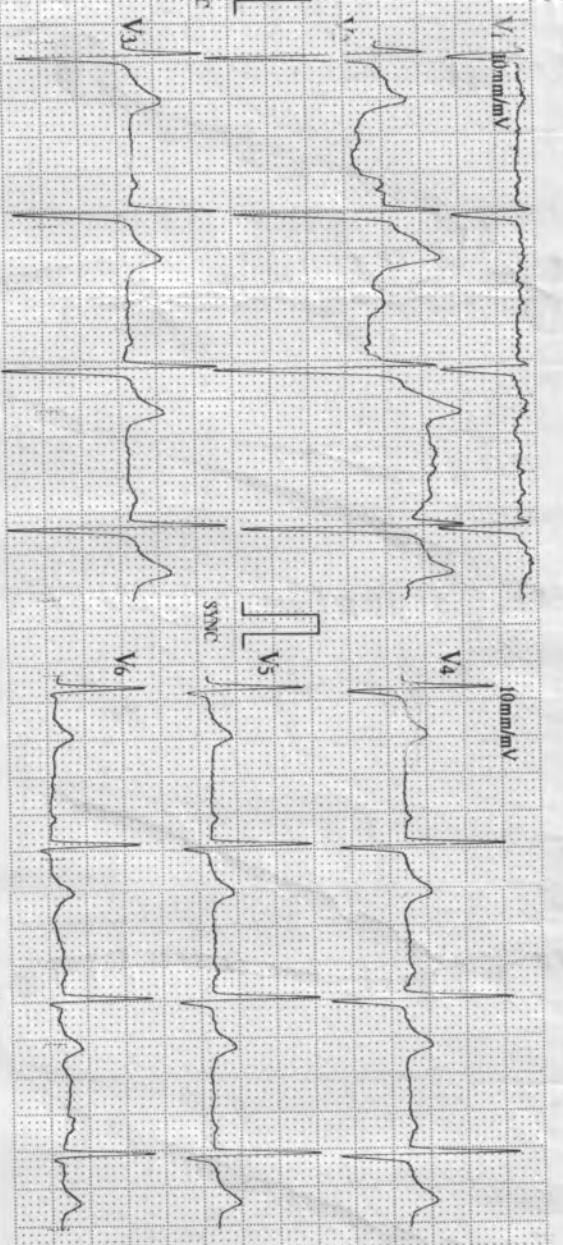
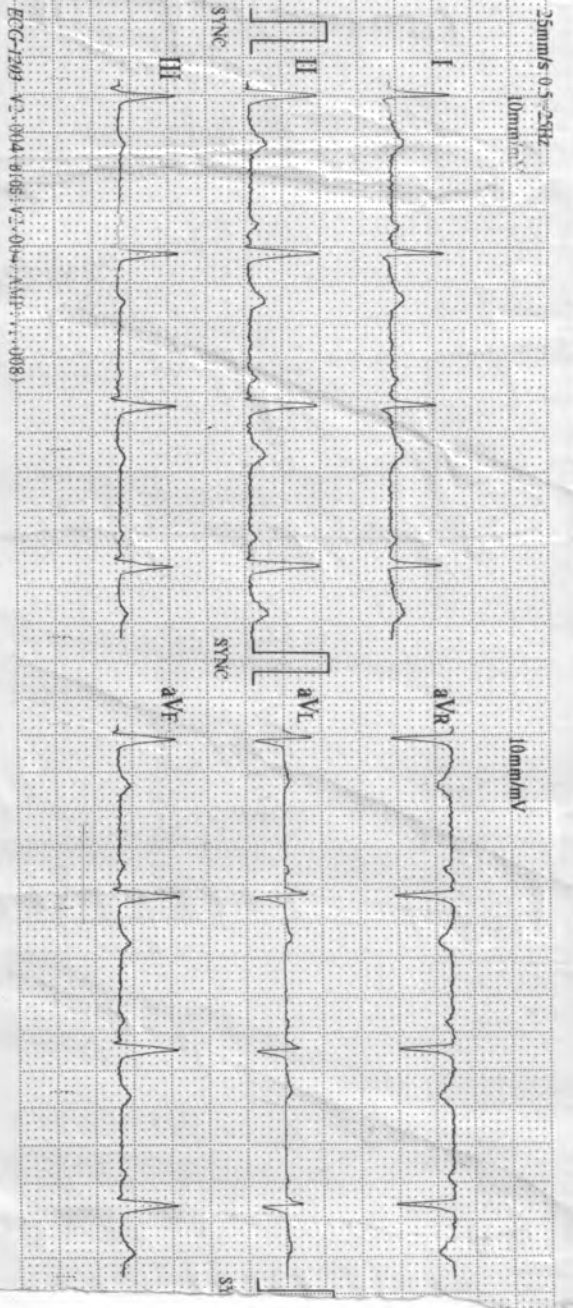
Lead  
ST Level (mm)  
ST Slope (mV/s)



II  
Raw Data

\*Computer Synthesized Rhythms

CARDIO BEATS



07-23-2023 09:27  
ID: 8056  
Ventricular  
PR: 167 ms  
QRS: 73-79 ms  
QTc: 341-354 ms  
QT/ST: 1-330-1,010 ms  
QT/ST+T: 2-330 ms

PR: 167 ms  
QRS: 73-79 ms  
QTc: 341-354 ms  
QT/ST: 1-330-1,010 ms  
QT/ST+T: 2-330 ms

Physician

\*Medication and/or diet on file  
obtain with physician

*Handwritten signature*

10/10/2023

Sirsat, Vijay  
 Patient ID 23044  
 23.07.2022  
 1:29:56pm

Male 173 cm 87 kg  
 37yrs Asian  
 Meds:

BRUCE: Total Exercise Time 09:22  
 Max HR: 162 bpm 88% of max predicted 183 bpm HR at rest: 86  
 Max BP: 187/98 mmHg BP at rest: 147/98 Max RPP: 26550 mmHg\*bpm  
 Maximum Workload: 11.20 METS  
 Max. ST: -1.15 mm, 0.00 mV/s in III; EXERCISE STAGE 4 09:22  
 Arrhythmia: A:16, PSVC:2

Test Reason:

Medical History:

Ref. MD: Ordering MD:  
 Technician: Test Type:  
 Comment:

ST/HR index: 1.55  $\mu$ V/bpm  
**Reasons for Termination:** Target heart rate achieved  
**Summary:** Resting ECG: normal. Functional Capacity: normal. HR Response to Exercise: appropriate. BP Response to Exercise: normal resting BP - appropriate response. Chest Pain: none. Arrhythmias: none. ST Changes: none. Overall impression: Normal stress test.  
**Conclusion:** Exercise of bruce protocol for 9:22 min.  
 Target heart rate achieved.  
 No angina/arrhythmias.No ST-T Changes.  
 Test is negative for induced ischemia.

Phase Name	Stage Name	Time in Stage	Speed (mph)	Grade (%)	Workload (METS)	HR (bpm)	BP (mmHg)	RPP (mmHg*bpm)	VE (/min)	ST Level (III mm)	Comment
PRETEST	SUPINE	00:16	0.00	0.00	1.0	86	147/98	12642	0	0.00	
	STANDING	00:06	0.00	0.00	1.0	85			0	-0.05	
EXERCISE	STAGE 1	03:00	1.70	10.00	4.6	111	157/98	17427	0	0.15	
	STAGE 2	03:00	2.50	12.00	7.0	125	167/98	20875	0	-0.30	
	STAGE 3	03:00	3.40	14.00	10.1	155	177/98	27435	0	-0.95	
	STAGE 4	00:22	4.20	16.00	11.2	160			0	-1.15	
RECOVERY		04:00	0.00	0.00	1.0	109	187/98	20383	0	-0.50	

**SARDA**

**CENTRE FOR DIABETES & SELF CARE**

4, Vyankatesh Nagar, Jainas Road, Aurangabad. Ph. : (0240) 2333851, 2334856.

Name: ML. VIJAY SIRSAT Age: 38/40s/M  
medicines

**CLINICAL SUMMARY:**

Weight : \_\_\_\_\_ Height (Cms) : \_\_\_\_\_ Blood Pressure : \_\_\_\_\_

**ECG FINDINGS:**

Rate : 69/min ORS. Complex : N

Rhythm : N ST Segment : N

Mechanism : N T. Wave : N

Axis : N QT Interval : N

P. Wave : N PR Interval : N

Recommendation : WNL

**Dr. A.S. SARDA**  
M.D. Reg. No. 73570

Date : 23/07/2022 SARDA CENTRE FOR DIABETES & SELF CARE  
4, Vyankateshnagar, Jainas Road, Aurangabad  
Phone No. 2333851, 2334856



ASIAN HOSPITAL  
MOTIWALA SQUARE  
AURANGABAD

Station  
Telephone:

## EXERCISE STRESS TEST REPORT

Patient Name: Sirsat, Vijay  
Patient ID: 23044  
Height: 173 cm  
Weight: 87 kg

DOB: 19.08.1984  
Age: 37yrs  
Gender: Male  
Race: Asian

Study Date: 23.07.2022  
Test Type: --  
Protocol: BRUCE

Referring Physician: --  
Attending Physician: DR. DEORAO THENGE  
Technician: --

Medications:  
--

Medical History:  
--

Reason for Exercise Test:  
--

### Exercise Test Summary

Phase Name	Stage Name	Time in Stage	Speed (mph)	Grade (%)	HR (bpm)	BP (mmHg)	Comment
PRETEST	SUPINE	00:16	0.00	0.00	86	147/98	
	STANDING	00:06	0.00	0.00	85		
EXERCISE	STAGE 1	03:00	1.70	10.00	111	157/98	
	STAGE 2	03:00	2.50	12.00	125	167/98	
	STAGE 3	03:00	3.40	14.00	155	177/98	
	STAGE 4	00:22	4.20	16.00	160		
RECOVERY		04:00	0.00	0.00	109	187/98	

The patient exercised according to the BRUCE for 9:22 min:s, achieving a work level of Max. METS: 11.20. The resting heart rate of 86 bpm rose to a maximal heart rate of 162 bpm. This value represents 88 % of the maximal, age-predicted heart rate. The resting blood pressure of 147/98 mmHg, rose to a maximum blood pressure of 187/98 mmHg. The exercise test was stopped due to Target heart rate achieved.

### Interpretation

Summary: Resting ECG: normal.  
Functional Capacity: normal.  
HR Response to Exercise: appropriate.  
BP Response to Exercise: normal resting BP - appropriate response.  
Chest Pain: none.  
Arrhythmias: none.  
ST Changes: none.  
Overall impression: Normal stress test.

### Conclusions

Exercise of bruce protocol for 9.22 min.  
Target heart rate achieved.  
No angina/arrhythmias.No ST-T Changes.  
Test is negative for indiced ischemia.



*(Handwritten signature)*

Dr. Deorao Thenge  
MD, DM (Cardiology)  
Reg. No. 200102149

Physician \_\_\_\_\_

Technician \_\_\_\_\_



**Name : Mr.Vijay Sirsat**

**Date: 23/07/2022**

**Age/Sex: 37Yrs/Male**

**Ref By DR. Sarda sir**

### **Stress Test Report**

- 1) Protocol-Bruce
- 2) Exercise Time-9.22min
- 3) Baseline Heart Rate and Blood Pressure-86bpm.BP-147/98mm of Hg.
- 4) Mets-11.20
- 5) ST-T Segment Changes-No Significant ST-T changes
- 6) Angina-None
- 7) Arrhythmias-None
- 8) Other Symptoms-None
- 9) Maximal Heart Rate and Blood Pressure-162bpm.BP-187/98mm of Hg.
- 10) Predicted Maximal Heart Rate Achieve -88%
- 11) Reason for Termination- Target Heart Rate Achieved.

**CONCLUSION :- Stress Test Negative for exercise induced ischemia.**



**DR.DEORAO THENGE**  
**M.D.D.N.B.(CARDIOLOGY)**

*Dr. Devrao Thenge*  
**MD, DNB (Cardiology)**  
Reg. No. 2801/02/491