



HEALTH CHECK-UP SUMMARY

Medical Form

Demographic Information:

EMP ID :		SR.NO :	
Name :	Mohant Himanshu	Date :	28/10/23
Age :	55 yrs	Plant :	
Sex :	male	Unit :	
Department :		Designation :	

General Health Examination :

Blood Pressure :	110/72	Height (in Cms) :	168 cm
Heart Rate :	82	Weight (in Kgs) :	80 kg
Spo2 :	98%	BMI VALUE :	29.28
PULSE :	82	BMI STATUS :	Overweight

History :

Current Health Complaints :	NO
Past History :	NO
Family History :	NO
Allergies :	NO
Ongoing Medication :	NO

Any other problems needing attention / Overall Assessment :

NO

Dr. Chirag Patel
M.B.B.S. G-49432
DOCTOR SIGN

Revival Diagnostic
401, Aqua Corridor,
B/s. Star Bazar, Surat-395009
Mo. 91062-28601

Laboratory Test Result are Subject to technical limitation and should be clinically correlate for final diagnosis

4th Floor, Aqua Corridor, Hazira Road, Adajan Pal, Surat-395009.

0261 2747788, 9825947712 revivaldiagnostics.surat@gmail.com www.revivaldiagnostics.com

This medical report is not intended for medico-legal purposes.



NAME: Mahant Himanshu SEX: Male
BIRTHDATE: _____ AGE: 35yrs



DEPARTMENT OF OPHTHALMOLOGY

EYE TEST:



1. VISION:

RIGHT EYE - 6/6 } with spec
LEFT EYE - 6/6 }

2. COLOR VISION:

RIGHT EYE - 
LEFT EYE - 

3. FUNDUS:

RIGHT EYE - 
LEFT EYE - 

REMARKS:

Revival Diagnostic
401, Aqua Corridor,
B/s. Star Bazar, Surat-395009
Mo, 91062-28501
Ophthalmologist/Optomtrist

Laboratory Test Result are Subject to technical limitation and should be clinically correlate for final diagnosis



Name	MAHANT HIMANSHUBHAI DINESHBHAI	Age/Gender	35Yrs/Male
Reg No.	11481/23	Receipt No	9526
Referred By	Bank of Baroda (BOB) - MEDI WHEEL(PKG10000240)	Mode of Payment	CREDIT
Collection Type	CENTER	Collection DateTime	28-Oct-2023 09:29 AM

BLOOD GROUP - 281023590 Released at 28-Oct-2023 12:28 PM

Parameter	Result	Biological Ref.Range	Method
-Blood Group	"A"		
-Rh Factor	POSITIVE		

CBC - 281023588 Released at 28-Oct-2023 01:15 PM

Parameter	Result	Biological Ref.Range	Method
-Haemoglobin	13.8 gm/dL	(13.5 - 18 gm/dL)	Auto
-RBC Count	5.07 mill/cumm	(4.6 - 6.2 mill/cumm)	Auto
-Total WBC Count	7600 /cumm	(4000 - 10000 /cumm)	Auto
-Platelet Count	3.22 lakh/cumm	(1.5 - 4.5 lakh/cumm)	Auto

Blood Indices

-HCT	42.9 %	(40 - 55 %)	Auto
-MCV	84.7 fl	(80 - 92 fl)	Auto
-MCH	27.2 pg	(27 - 31 pg)	Auto
-MCHC	32.1 gm/dL	(32 - 36 gm/dL)	Auto
-RDW	13.7 %	(11 - 15 %)	Auto

Diff WBC Count

-Polymorphs	55 %	(40 - 80 %)	Microscopically
-Lymphocytes	40 %	(20 - 40 %)	Microscopically
-Eosinophils	03 %	(1 - 6 %)	Microscopically
-Monocytes	02 %	(2 - 7 %)	Microscopically
-Basophils	00 %	(0 - 1 %)	Microscopically
-PLATELET ON SMEAR	Adequate		Microscopically
-MALARIAL PARASITES	Malarial Parasites Not Detected		Microscopically

[Test performed on Fully Automated Hematology Analyzer ERBA H-360]

Revival Diagnostics

Bank of Baroda (BOB) - MEDI
WHEEL(PKG10000240)
Surat - 395009. Mo. 9825947717

Sg

Dr. Shivangi Gandhi
M.B.B.S, M.D (Pathology)

Laboratory Test Result are Subject to technical limitation and should be clinically correlate for final diagnosis

4th Floor, Aqua Corridor, Hazira Road, Adajan Pal, Surat-395009.
0261 2747788, 9825947712 revivaldiagnostics.surat@gmail.com www.revivaldiagnostics.com

This medical report is not intended for medico-legal purposes.



Name	MAHANT HIMANSHUBHAI DINESHBHAI	Age/Gender	35Yrs/Male
Reg No.	11481/23	Receipt No	9526
Referred By	Bank of Baroda (BOB) - MEDI WHEEL(PKG10000240)	Mode of Payment	CREDIT
Collection Type	CENTER	Collection DateTime	28-Oct-2023 09:29 AM

ESR - 281023588 Released at 28-Oct-2023 12:35 PM

Parameter	Result	Biological Ref.Range	Method
-E.S.R	04 mm/hr	(1 - 10 mm/hr)	



Revival Diagnostics

401-Aqua Corridor,
Beside Star Bazar, Adajan,
Surat-395009. Mo. 9825947717

Dr. Shivangi Gandhi
M.B.B.S, M.D (Pathology)

Laboratory Test Result are Subject to technical limitation and should be clinically correlate for final diagnosis

4th Floor, Aqua Corridor, Hazira Road, Adajan Pal, Surat-395009.

0261 2747788, 9825947712 revivaldiagnostics.surat@gmail.com www.revivaldiagnostics.com

This medical report is not intended for medico-legal purposes.



Name	MAHANT HIMANSHUBHAI DINESHBHAI	Age/Gender	35Yrs/Male
Reg No.	11481/23	Receipt No	9526
Referred By	Bank of Baroda (BOB) - MEDI WHEEL(PKG10000240)	Mode of Payment	CREDIT
Collection Type	CENTER	Collection DateTime	28-Oct-2023 09:29 AM

FBS & PPBS - 281023589 Released at 28-Oct-2023 02:42 PM

Parameter	Result	Biological Ref.Range	Method
-Fasting Blood Sugar (FBS)	95 mg/dL	70-100 mg/dl Impaired Tolerance:100-125 Diabetes Mellitus:>=126 (On more than one occasion) (American diabetes association guidelines 2022)	
-Fasting Urine Sugar	Absent		
-Fasting Urine Acetone	Absent		
-PPBS	121 mg/dL	(90 - 140 mg/dL)	
-PP2BS URINE SUGAR	Absent		
-PP2BS URINE ACETONE	Absent		

HBA1C - 281023588 Released at 28-Oct-2023 02:42 PM

Parameter	Result	Biological Ref.Range	Method
-HBA1C	5.4 %	HbA1C Degree of Glucose Control <5.6 % Non Diabetics 5.7 - 6.4 % Prediabetics > =6.5 % Diabetics (REF:Wallace, 11th Edition) REMARKS: 6 - 7 % Excellent Control 7 - 8 % Good Control 8 - 10 % Unsatisfactory Control >10 % Poor Control	Boronate Affinity

-Method[] High Performance Liquid Chromatography (HPLC)

Revival Diagnostics
401-Aqua Corridor,
Beside Star Razer Adajan,
Surat-395009. Mo. 9825947717

Sg
Dr. Shivangi Gandhi
M.B.B.S, M.D (Pathology)

Laboratory Test Result are Subject to technical limitation and should be clinically correlate for final diagnosis



Name	MAHANT HIMANSHUBHAI DINESHBHAI	Age/Gender	35Yrs/Male
Reg No.	11481/23	Receipt No	9526
Referred By	Bank of Baroda (BOB) - MEDI WHEEL(PKG10000240)	Mode of Payment	CREDIT
Collection Type	CENTER	Collection DateTime	28-Oct-2023 09:29 AM

LIVER FUNCTION TEST (LFT) - 281023590 Released at 28-Oct-2023 01:25 PM

Parameter	Result	Biological Ref.Range	Method
-Serum Total Bilirubin	0.3 mg/dL	(0 - 1.3 mg/dL)	Diazo
-Serum Direct Bilirubin	0.1 mg/dL	(0 - 0.4 mg/dL)	Diazo
-Serum InDirect Bilirubin	0.2 mg/dL	(0.1 - 1.3 mg/dL)	Calculated
-Total Protein (TP)	7.3 gm/dL	(6.4 - 8.3 gm/dL)	Buret
-Albumin (ALB)	4.1 gm/dL	(3.5 - 5.2 gm/dL)	BCG
-Globulin	3.2 gm/dL	(2.3 - 3.6 gm/dL)	Calculated
-A/G Ratio	1.28 gm/dL	(1 - 2.3 gm/dL)	Calculated
-SGPT(ALT)	47 U/L	H (5 - 45 U/L)	IFCC, Kinetic without Pyridoxal Phosphate
-SGOT (AST)	39 U/L	H (0 - 35 U/L)	IFCC, Without Pyridoxal Phosphate
-Alkaline Phosph.	63 U/L	(42 - 128 U/L)	ALP-AKP
-GGT	36 U/L	(5 - 50 U/L)	Glupa-C

[Test performed on Fully Automated Biochemistry Analyzer ERBA EM200]

REVIVAL DIAGNOSTICS

Revival Diagnostics

401-Aqua Corridor,
Beside Star Bazar, Adajan,
Surat-395009. Mo. 9825947717

Dr. Shivangi Gandhi
M.B.B.S, M.D (Pathology)

Laboratory Test Result are Subject to technical limitation and should be clinically correlate for final diagnosis

4th Floor, Aqua Corridor, Hazira Road, Adajan Pal, Surat-395009.

0261 2747788, 9825947712 revivaldiagnostics.surat@gmail.com www.revivaldiagnostics.com

This medical report is not intended for medico-legal purposes.



Name	MAHANT HIMANSHUBHAI DINESHBHAI	Age/Gender	35Yrs/Male
Reg No.	11481/23	Receipt No	9526
Referred By	Bank of Baroda (BOB) - MEDI WHEEL (PKG10000240)	Mode of Payment	CREDIT
Collection Type	CENTER	Collection DateTime	28-Oct-2023 09:29 AM

Creatinine - 281023590 Released at 28-Oct-2023 01:25 PM

Parameter	Result	Biological Ref.Range	Method
-Creatinine	0.7 mg/dL	(0.6 - 1.4 mg/dL)	ENZYMATIC

BUN - 281023590 Released at 28-Oct-2023 12:41 PM

Parameter	Result	Biological Ref.Range	Method
-Blood Urea Nitrogen (BUN)	12 mg/dL	(6 - 20 mg/dL)	Calculated

Uric Acid - 281023587 Released at 28-Oct-2023 01:25 PM

Parameter	Result	Biological Ref.Range	Method
-Uric Acid	4.9 mg/dL	(3.5 - 7.2 mg/dL)	Uricase-POD

REVIVAL
DIAGNOSTICS

Revival Diagnostics

401-Aqua Corridor,
Beside Star Bazar, Adajan,
Surat-395009. Mo. 9825947717

Dr. Shivangi Gandhi
M.B.B.S, M.D (Pathology)

Laboratory Test Result are Subject to technical limitation and should be clinically correlate for final diagnosis

4th Floor, Aqua Corridor, Hazira Road, Adajan Pal, Surat-395009.

0261 2747788, 9825947712 revivaldiagnostics.surat@gmail.com www.revivaldiagnostics.com

This medical report is not intended for medico-legal purposes.



Name	MAHANT HIMANSHUBHAI DINESHBHAI	Age/Gender	35Yrs/Male
Reg No.	11481/23	Receipt No	9526
Referred By	Bank of Baroda (BOB) - MEDI WHEEL(PKG10000240)	Mode of Payment	CREDIT
Collection Type	CENTER	Collection DateTime	28-Oct-2023 09:29 AM

Lipid Profile - 281023590 Released at 28-Oct-2023 01:25 PM

Parameter	Result	Biological Ref.Range	Method
-Serum Cholesterol	214 mg/dL	Desirable < 200 mg/dl Borderline High : 200-239 mg/dl High : > 240 mg/dl	CHOD-PAP
-Serum Triglyceride	114 mg/dL	Normal < 150 mg/dl Borderline High : 150 - 199 mg/dl High : 200 - 499 mg/dl Very High : 500 mg/dl	GPO-POD Method
-Serum HDLD(Direct)	40 mg/dL	Normal :> 55 mg/dl Borderline : 35-55 mg/dl Undesirable: < 35 mg/dl	PVS-PEGME Precipitation with CHOD-POD
-Serum VLDL	23 mg/dL	(5 - 30 mg/dL)	Calculated
-Serum LDLD(Direct)	151 mg/dL	Optimal:< 100 mg/dl Above Optimal : 100- 129 mg/dl Borderline High : 130-159 mg/dl High : > 160-189mg/dl Very High : >190 mg/dl	Calculated
-Chol/HDL	5.35	Low risk: <3.8 Medium Risk: 3.8 to 5.9 High Risk: > 6	Calculated
-LDL/Chol	1.42	Low risk: <3.55 Medium Risk: 3.55 to 4.0 High Risk: > 6	Calculated

[Test performed on Fully Automated Biochemistry Analyzer ERBA EM200]

Revival Diagnostics

401-Aqua Corridor,
Beside Star Bazar, Adajan,
Surat-395009. No. 9825947712

Dr. Shivangi Gandhi
M.B.B.S, M.D (Pathology)

Laboratory Test Result are Subject to technical limitation and should be clinically correlate for final diagnosis

4th Floor, Aqua Corridor, Hazira Road, Adajan Pal, Surat-395009.

0261 2747788, 9825947712 revivaldiagnostics.surat@gmail.com www.revivaldiagnostics.com

This medical report is not intended for medico-legal purposes.




Name	MAHANT HIMANSHUBHAI DINESHBHAI	Age/Gender	35Yrs/Male
Reg No.	11481/23	Receipt No	9526
Referred By	Bank of Baroda (BOB) - MEDI WHEEL(PKG10000240)	Mode of Payment	CREDIT
Collection Type	CENTER	Collection DateTime	28-Oct-2023 09:29 AM

Urine Routine & Micro Examination - 281023592 Released at 28-Oct-2023 01:06 PM

Parameter	Result	Biological Ref.Range	Method
Physical Examination			
-Quantity	30		Manual
-Colour	Pale Yellow	Pale Yellow	Manual
-Appearance	Clear	Clear	Manual
-Reaction (pH)	Acidic		Dipstick
-Specific Gravity	1.025		Dipstick
Chemical Examination			
-Proteins.	Absent		Dipstick
-Sugar	Absent		Dipstick
-Acetone.	Absent		Dipstick
-Bile Salts	Absent	Absent	Dipstick
-Bile Pigments	Absent	Absent	Dipstick
-Occult Blood Test (OBT).	Negative		Dipstick
Microscopic Examination			
-Pus Cells	Occasional		Microscopically
-Red Blood Cells	Absent		Microscopically
-Epithelial Cells	1-2		Microscopically
-Bacteria.	Absent		Microscopically
-Crystals	Absent	Absent	Microscopically
-Others	NIL	Absent	Microscopic Examination

Revival Diagnostics
401-Aqua Corridor,
Beside Star Bazar, Adajan,
Surat-395009. Mo. 9825947717


Dr. Shivangi Gandhi
M.B.B.S, M.D (Pathology)

Laboratory Test Result are Subject to technical limitation and should be clinically correlate for final diagnosis



Name	MAHANT HIMANSHUBHAI DINESHBHAI	Age/Gender	35Yrs/Male
Reg No.	11481/23	Receipt No	9526
Referred By	Bank of Baroda (BOB) - MEDI WHEEL(PKG10000240)	Mode of Payment	CREDIT
Collection Type	CENTER	Collection DateTime	28-Oct-2023 09:29 AM

Total T3 T4 TSH - 281023590 Released at 28-Oct-2023 12:18 PM

Parameter	Result	Biological Ref.Range	Method
-Total T3	0.94 ng/ml	(0.87 - 1.78 ng/ml)	Fluorescence Enzyme Immunoassay
-Total T4	5.99 ug/dl	(4.6 - 11 ug/dl)	Fluorescence Enzyme Immunoassay
-TSH	1.48 uIU/ml	0.50 - 5.50 uIU/ml 5.5 to 15 ul U/ml - Suggested Clinical co-relation or Repeat test with new sample as physiological factors can give falsely high TSH Above 15uIU/ml Hypothyroid PREGNANT WOMEN normal ranges for TSH: 1st Trimester : 0.0878 - 2.8293 uIU/ml 2nd Trimester : 0.1998 - 2.7915 uIU/ml 3rd Trimester : 0.307 - 2.9028 uIU/ml Ref: TIETZ Fundamentals of Clinical Chemistry	Fluorescence Enzyme Immunoassay

[Test performed on Fully Automated Immunology Analyzer Maglumi-600]

Revival Diagnostics
401-Aqua Corridor,
Beside Star Bazar, Adajan,
Surat-395009. Mo. 9825947717

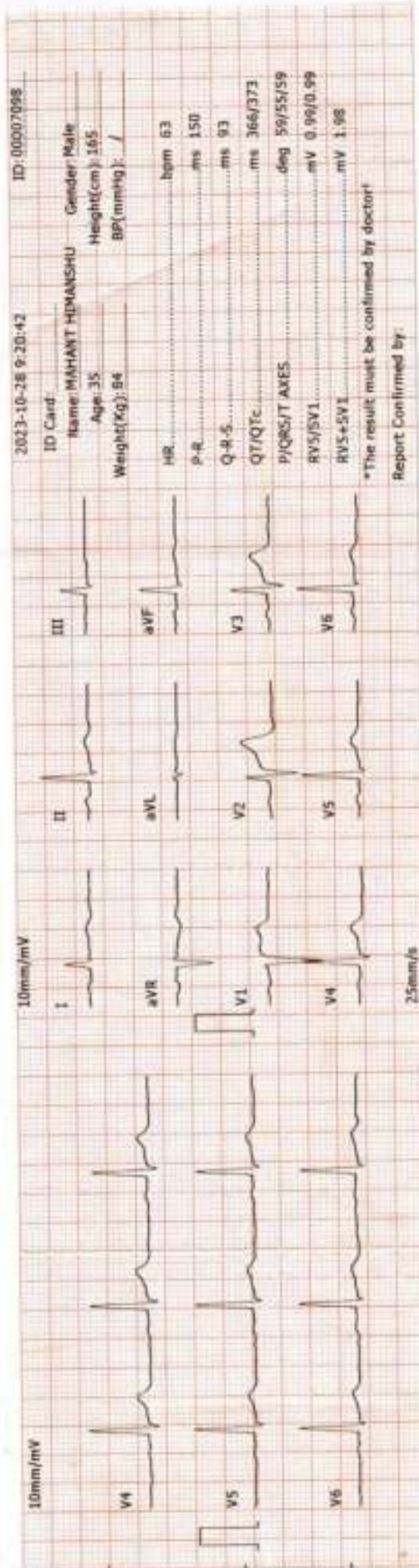

Sg
Dr. Shivangi Gandhi
M.B.B.S, M.D (Pathology)

Laboratory Test Result are Subject to technical limitation and should be clinically correlate for final diagnosis

4th Floor, Aqua Corridor, Hazira Road, Adajan Pal, Surat-395009.

0261 2747788, 9825947712 revivaldiagnostics.surat@gmail.com www.revivaldiagnostics.com

This medical report is not intended for medico-legal purposes.



Revival Diagnostics
401-Aqua Corridor,
Beside Star Bazar, Adajan,
Surat-395009. Mo. 9825947712

DR. ADITHYAN BORA
MBBS, DNB, MD, CC
PHYSICIAN & CLINICAL CARDIOLOGIST
G 54906



Name	MAHANT HIMANSHUBHAI DINESHBHAI	Age/Gender	35Yrs/Male
Reg No.	11481/23	Receipt No	9526
Referred By	Bank of Baroda (BOB) - MEDI WHEEL(PKG10000240)	Mode of Payment	CREDIT
Collection Type	CENTER	Collection DateTime	28-Oct-2023 08:39 AM

ECG

1. The rhythm is sinus.
2. Heart rate is 63 beats per minute.
3. Normal P,QRS,T wave axis.
4. Normal PR,QRS,Q.T. Duration.
5. No pathological q wave or ST-T changes seen.
6. No evidence of chamber hypertrophy or enlargement seen.

IMPRESSION : ECG WITHIN NORMAL LIMITS

DR. ADITYA S. BORA
MBBS, DNB, ^{Signature}
PHYSICIAN & CLINICAL CARDIOLOGIST
G-54906

Revival Diagnostics
Adi-Adi's Corridor,
Beside Star Bazar, Adajan,
Surat-395009. Mo. 9825947712

DIAGNOSTICS

Laboratory Test Result are Subject to technical limitation and should be clinically correlate for final diagnosis

4th Floor, Aqua Corridor, Hazira Road, Adajan Pal, Surat-395009.

0261 2747788, 9825947712 revivaldiagnostics.surat@gmail.com www.revivaldiagnostics.com

This medical report is not intended for medico-legal purposes.



Summary

REVIVAL DIAGNOSTIC
4 TH FLOOR AQUA CORRIDORE, NEAR STAR BAZAR ,ADAJAN ,SURAT
 179/MAMHANT HIMANSHUBHAI DINESHBHAI 35 Yrs/Male 84 Kg/168 Cms
 Date: 28-Oct-2023 10:56:32 AM
 Ref. By : MEDI WHEEL

Objective : FOR TESTING PURPOSE ONLY.

Protocol : BRUCE

Stage	StageTime (min:Sec)	PhaseTime (min:Sec)	Speed (kmph)	Grade (%)	METs	H.R. (bpm)	B.P. (mmHg)	R.P.P. (bpm)	PVC	Comments
Supine					1.0	74	110/72	81	-	
Standing					1.0	52	110/72	57	-	
HV					1.0	136	110/72	149	-	
ExStart					1.0	71	110/72	78	-	
Stage 1	3:00	3:01	2.7	10.0	4.6	106	110/80	116	-	
Stage 2	3:00	6:01	4.0	12.0	7.0	133	130/80	172	-	
PeakEx	2:20	8:21	5.5	14.0	9.5	157	150/90	235	-	
Recovery	1:00		0.0	0.0	1.1	123	150/90	184	-	
Recovery	2:00		0.0	0.0	1.0	105	150/90	157	-	
Recovery	3:00		0.0	0.0	1.0	111	130/90	144	-	
Recovery	3:01		0.0	0.0	1.0	102	130/90	132	-	
Recovery					0.0	0	---/---	0	-	

Handwritten signature

Medication : Nil
 History : Nil
 Test End Reason : Test Complete
 Findings :

The patient exercised according to BRUCE for 8:21, achieving a work level of Max METS:9.5. Resting heart rate initially 74 bpm, rose to a max. heart rate of 157 bpm which represents 85% of maximum age predicted heart rate. Resting blood pressure 110/72 mmhg, rose to a maximum blood Pressure of 150/90 mmhg. The exercise stress test was stopped due to Test Complete

Parameters :

- Exercise Time : 8:21 minutes
- Max HR attained : 157 bpm 85% of Max Predictable HR 185
- Max BP : 150/90(mmHg)
- WorkLoad attained : 9.5 (Good Effort Tolerance)
- No significant ST segment changes noted during exercise or recovery.
- No Angina/Arrhythmia/S3/murmur
- Final Impression : Test is negative for inducible Ischaemia.

Advice/Comments:

Revival Diagnostics
 401-Aqua Corridor,
 Beside Star Bazar, Adajan,
 Surat-395009. Mo. 9825947712

DR. ADITYA S. BORA
 MBBS, DNB, PGCC
 PHYSICIAN & CLINICAL CARDIOLOGIS
 G-54906

REVIVAL DIAGNOSTIC

4 TH FLOOR AQUA CORRIDORE, NEAR STAR BAZAR ,ADAJAN ,SURAT

179/MAHANT HIMANSHUBHAI DINESHBHAI
35 Yrs/Male
84 Kg/168 Cms

Date: 28-Oct-2023 10:56:32 AM

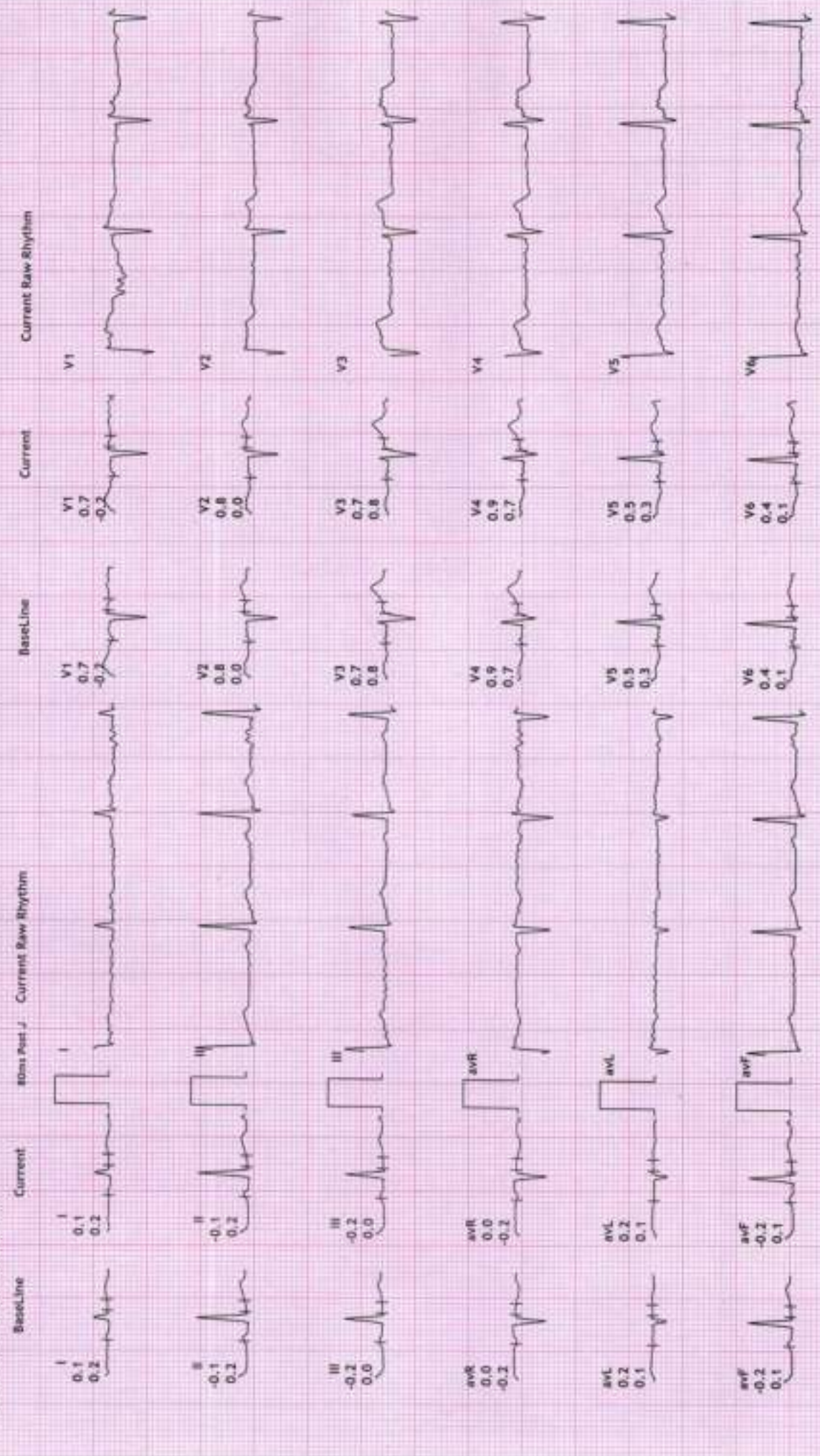
HR: 76 bpm
METS: 1.0
BP: 110/72

MPHR: 41% of 185
Speed: 0.0 kmph
Grade: 0.0%

Raw ECG
BRUCE
(1.0-100)HZ

Ex Time 00:37
BLC :On
Notch :On

SUPINE
10.0 mm/mV
25 mm/Sec



12 Lead + Comparison

REVIVAL DIAGNOSTIC

4 TH FLOOR AQUA CORRIDORE, NEAR STAR BAZAR ,ADAJAN ,SURAT

179/MAHANT HIMANSHUBHAI DINESHBHAI
35 Yrs/Male
84 Kg/168 Cms

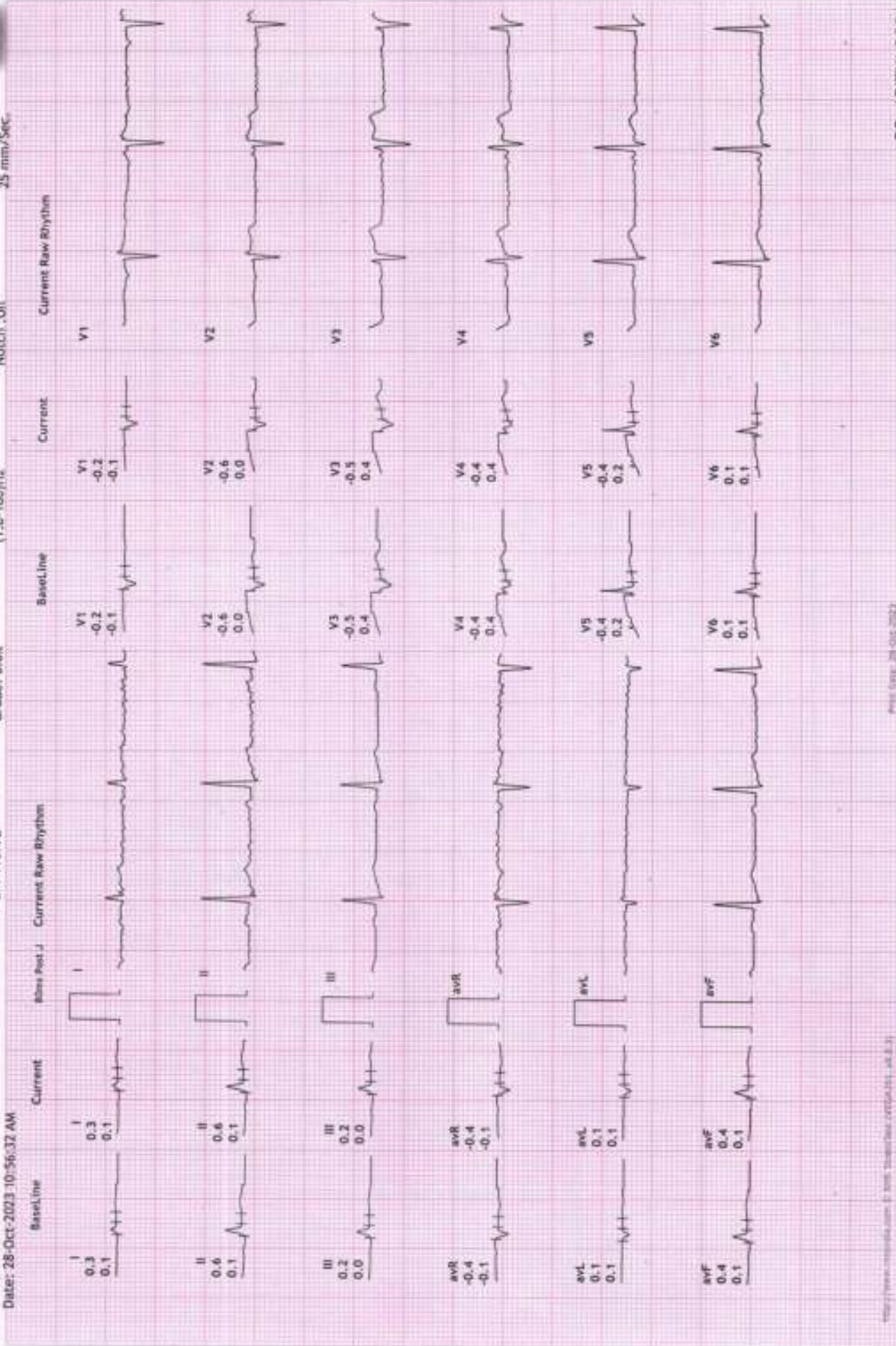
HR: 68 bpm
METs: 1.0
BP: 110/72

MPHR: 36% of 185
Speed: 0.0 kmph
Grade: 0.0%

Raw ECG
BRUCE
(1.0-100)HZ

Ex Time 00:50
BLC :On
Notch :On

STANDING
10.0 mm/mV
25 mm/Sec



REVIVAL DIAGNOSTIC

4 TH FLOOR AQUA CORRIDORE, NEAR STAR BAZAR ,ADAJAN ,SURAT

179/MAHANT HIMANSHUBHAI DINESHBHAI

35 Yrs/Male

84 Kg/168 Cms

Date: 28-Oct-2023 10:56:32 AM

HR: 135 bpm

NETS: 1.0

BP: 110/72

MPHR: 72% of 185

Speed: 0.0 kmph

Grade: 0.0%

12 Lead + Comparison

Raw ECG

BRUCE

(1.0-100)Hz

Ex Time 01:07

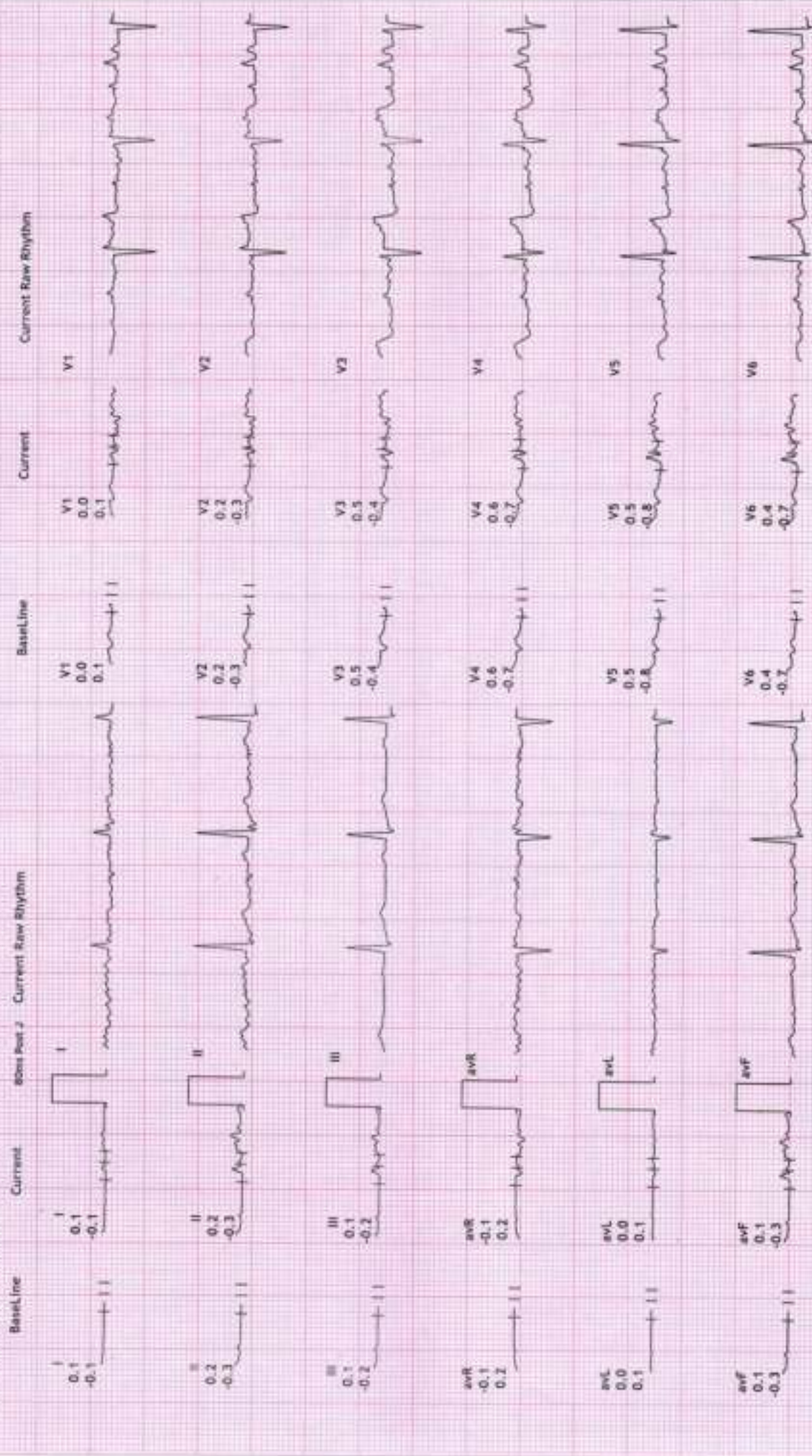
BLC :On

Notch :On

HV

10.0 mm/mV

25 mm/Sec



REVIVAL DIAGNOSTIC

4 TH FLOOR AQUA CORRIDORE, NEAR STAR BAZAR ,ADAJAN ,SURAT

179/MAHANT HIMANSHUBHAI DINESHBHAI
35 Yrs/Male
84 Kg/168 Cms

Date: 28-Oct-2023 10:56:32 AM

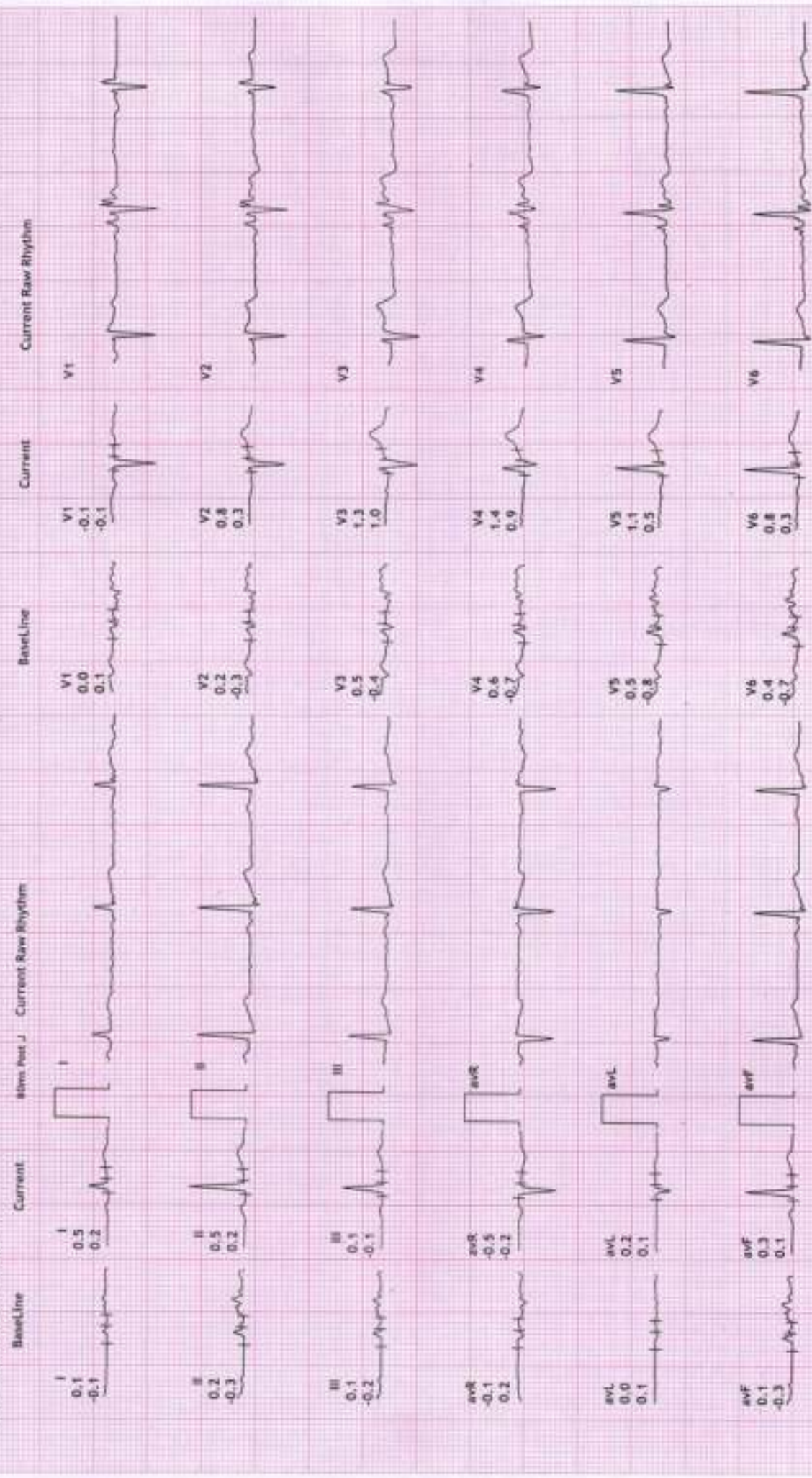
HR: 72 bpm
METs: 1.0
BP: 110/72

MPHR: 38% of 185
Speed: 0.0 kmph
Grade: 0.0%

Raw ECG
BRUCE
(1.0-100)HZ

Ex Time 00:00
BLC :On
Watch :On

ExStret
10.0 mm/mV
25 mm/Sec



REVIVAL DIAGNOSTIC

4 TH FLOOR AQUA CORRIDORE, NEAR STAR BAZAR, ADAJAN, SURAT

179/MAHANT HIMANSHUBHAI DINESHBHAI
35 Yrs/Male
84 Kg/168 Cms

Date: 28-Oct-2023 10:56:32 AM

HR: 106 bpm
METs: 4.6
BP: 110/80

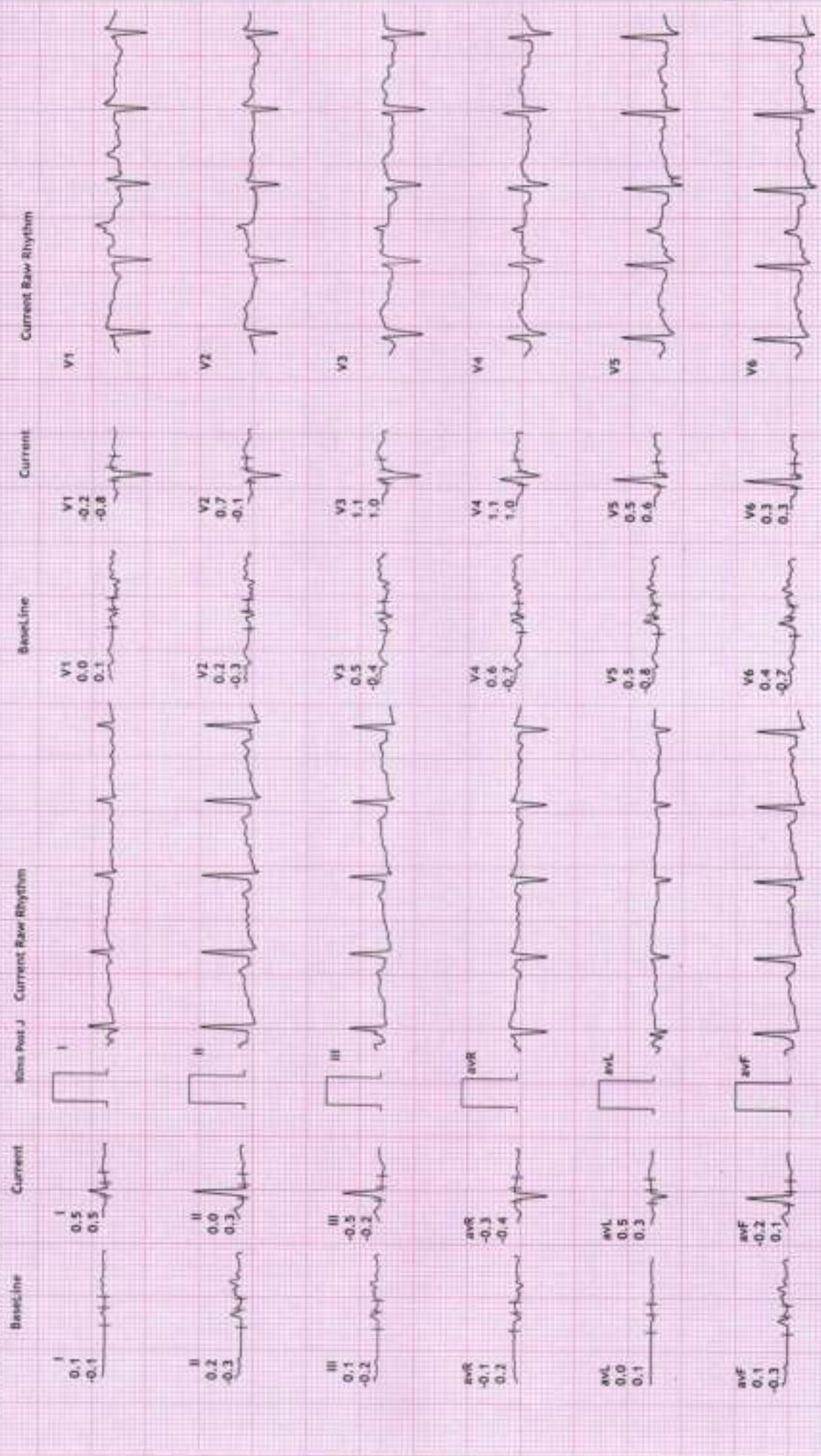
MPHR: 57% of 185
Speed: 2.7 kmph
Grade: 10.0%

Raw ECG
BRUCE
(1.0-100)Hz

12 Lead + Comparison

Ex Time 03:00
BLC :On
Notch :On

Stage 1 (03:00)
10.0 mm/mV
25 mm/Sec





12 Lead + Comparison

REVIVAL DIAGNOSTIC
4 TH FLOOR AQUA CORRIDORE, NEAR STAR BAZAR ,ADAJAN ,SURAT
 179/MAHANT HIMANSHUBHAI DINESHBHAI
 35 Yrs/Male
 84 Kg/168 Cms

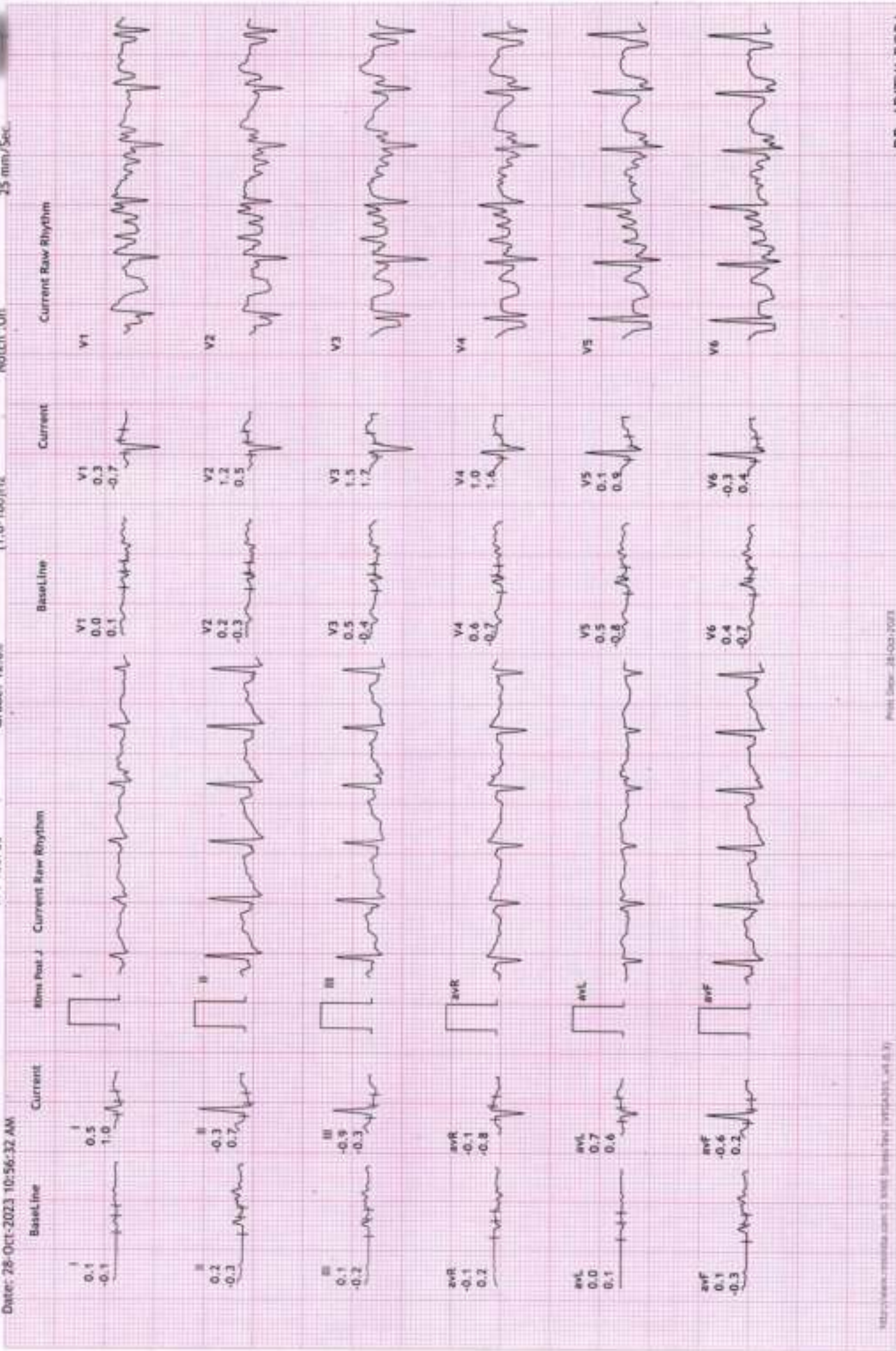
Stage 2 (03:00)
 10.0 mm/mV
 25 mm/Sec

Ex Time 06:00
 BLC :On
 Notch :On

MPHR: 71% of 185
 Speed: 4.0 kmph
 Grade: 12.0%

HR: 133 bpm
 METS: 7.0
 BP: 130/80

Date: 28-Oct-2023 10:56:32 AM



REVIVAL DIAGNOSTIC

4 TH FLOOR AQUA CORRIDORE, NEAR STAR BAZAR, ADAJAN, SURAT

179/MAHANT HIMANSHUBHAI DINESHBHAI
 35 Yrs/Male
 84 Kg/168 Cms

Date: 28-Oct-2023 10:56:32 AM

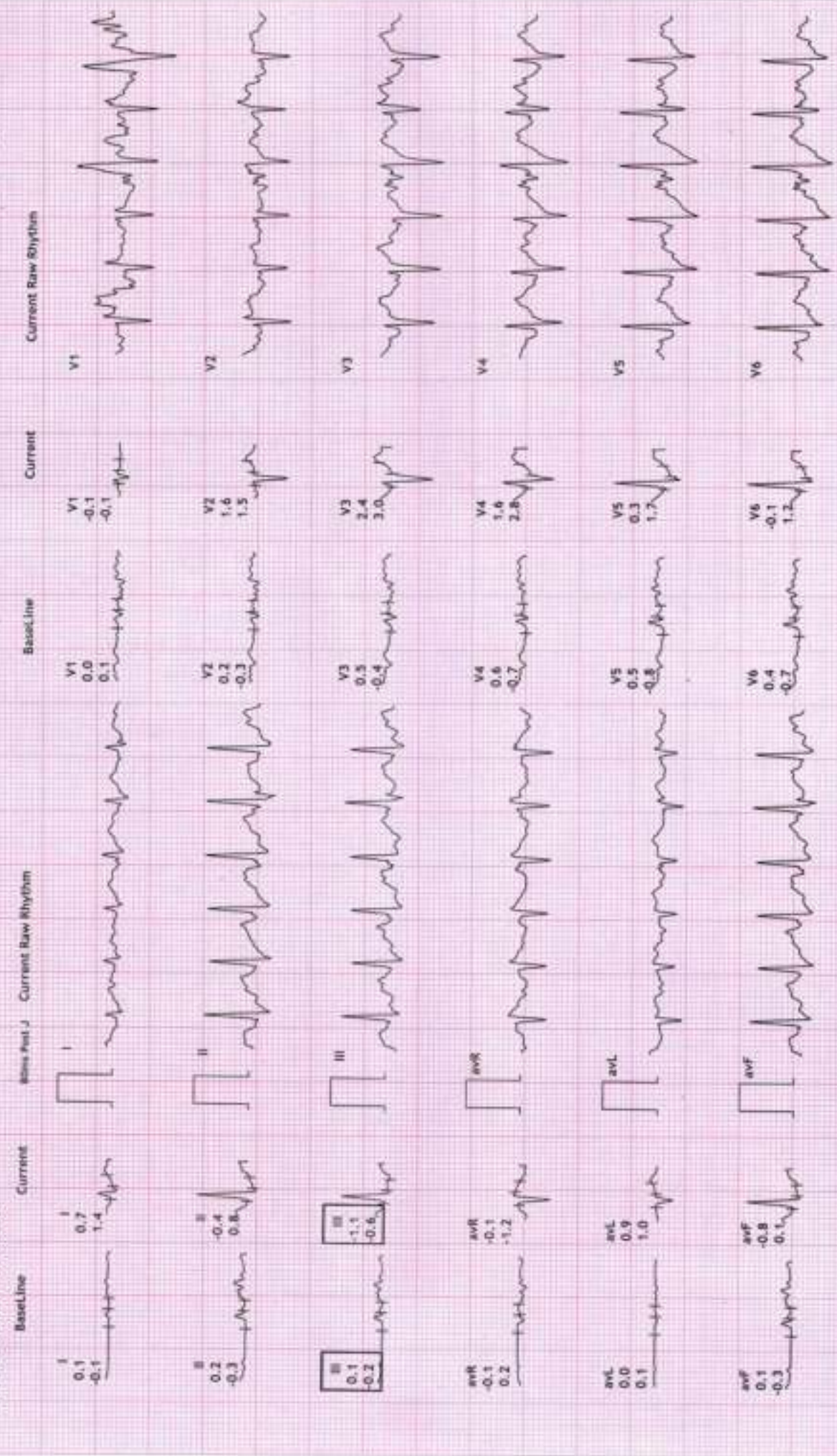
12 Lead + Comparison

MPHR: 87% of 185
 Speed: 5.5 kmph
 Grade: 14.0%

Raw ECG
 BRUCE
 (1.0-100)HZ

Ex Time 08:20
 BLC :On
 Notch :On

PeakEx
 10.0 mm/mV
 25 mm/Sec



REVIVAL DIAGNOSTIC

4 TH FLOOR AQUA CORRIDORE, NEAR STAR BAZAR ,ADAJAN ,SURAT

179/MAHANT HIMANSHUJHAI DINESHBHAI

35 Yrs/Male

84 Kg/168 Cnts

Date: 28-Oct-2023 10:56:32 AM

12 Lead + Comparison

MPHR: 66% of 185

Speed: 0.0 kmph

Grade: 0.0%

Raw ECG

BRUCE

(1.0-100)Hz

Ex Time 08:20

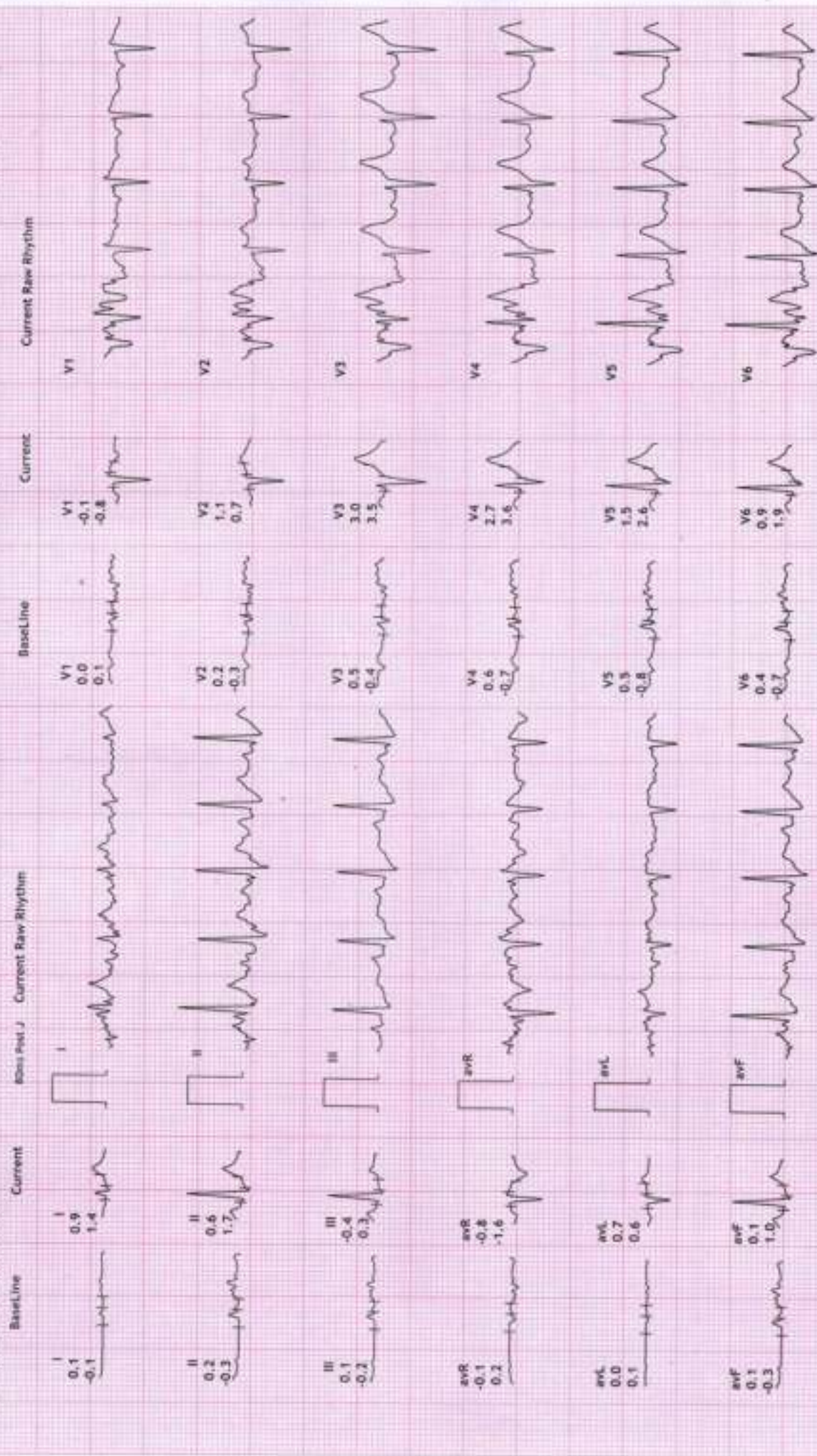
BLC :On

Notch :On

Recovery : (01

10.0 mm/mV

25 mm/Sec





Recovery : (02:00)
10.0 mm/mV
25 mm/Sec

12 Lead + Comparison

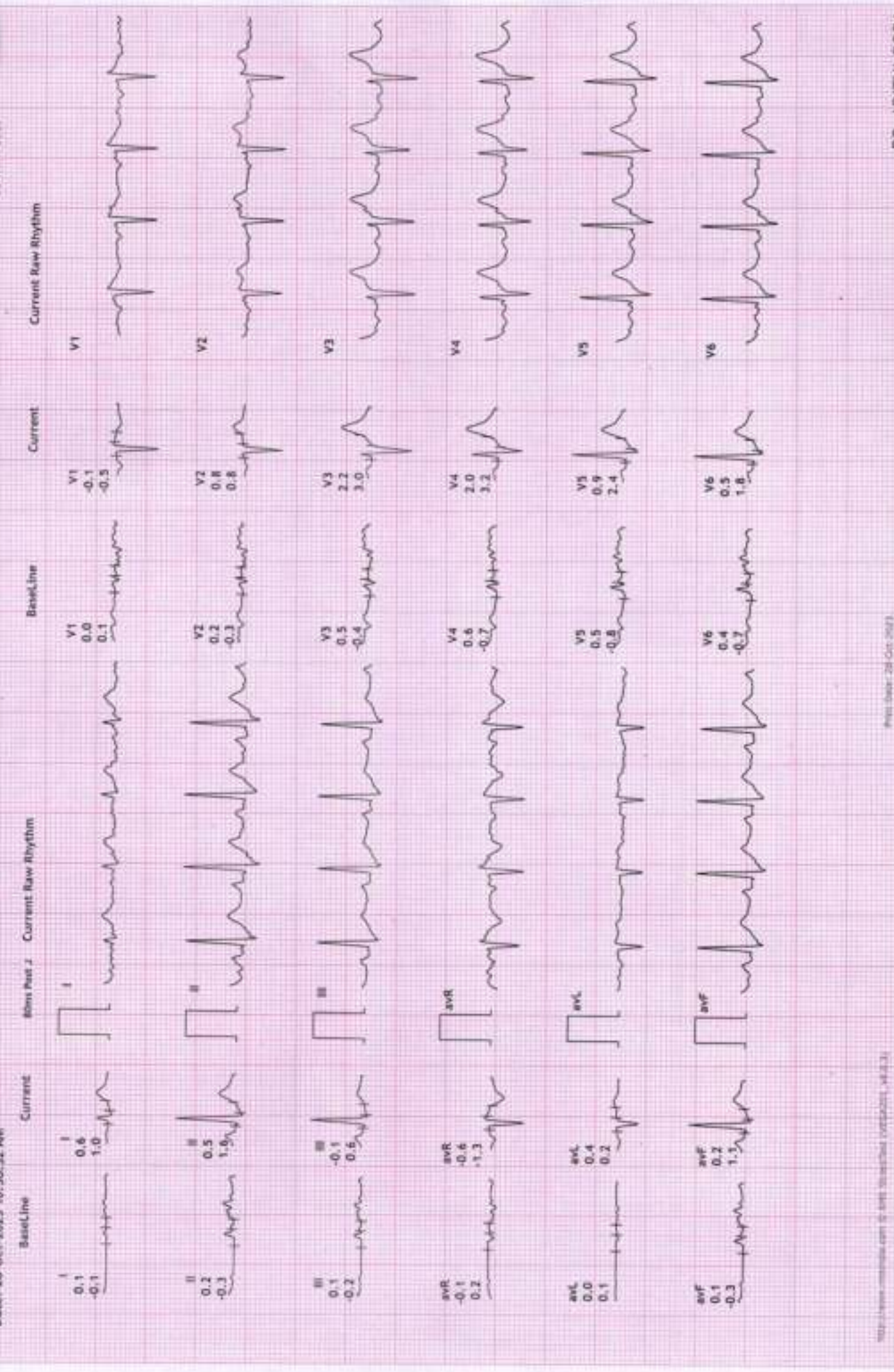
MPHR: 56% of 185
Speed: 0.0 kmph
Grade: 0.0%

HR: 105 bpm
METs: 1.0
BP: 150/90

Raw ECG
BRUCE
(1.0-100)Hz

Ex Time 08:20
BLC :On
Match :On

REVIVAL DIAGNOSTIC
4 TH FLOOR AQUA CORRIDORE, NEAR STAR BAZAR , ADAJAN , SURAT
179/MAHANT HIMANSHUBHAI DINESHBHAI
35 Yrs/Male
84 Kg/168 Cms
Date: 28-Oct-2023 10:56:32 AM



REVIVAL DIAGNOSTIC

4 TH FLOOR AQUA CORRIDORE, NEAR STAR BAZAR ,ADAJAN ,SURAT

179/MAHANT HIMANSHUBHAI DINGSHBHAI
35 Yrs/Male
84 Kg/168 Cms

Date: 28-Oct-2023 10:56:32 AM

HR: 111 bpm
METS: 1.0
BP: 130/90

MPHR: 60% of 185
Speed: 0.0 kmph
Grade: 0.0%

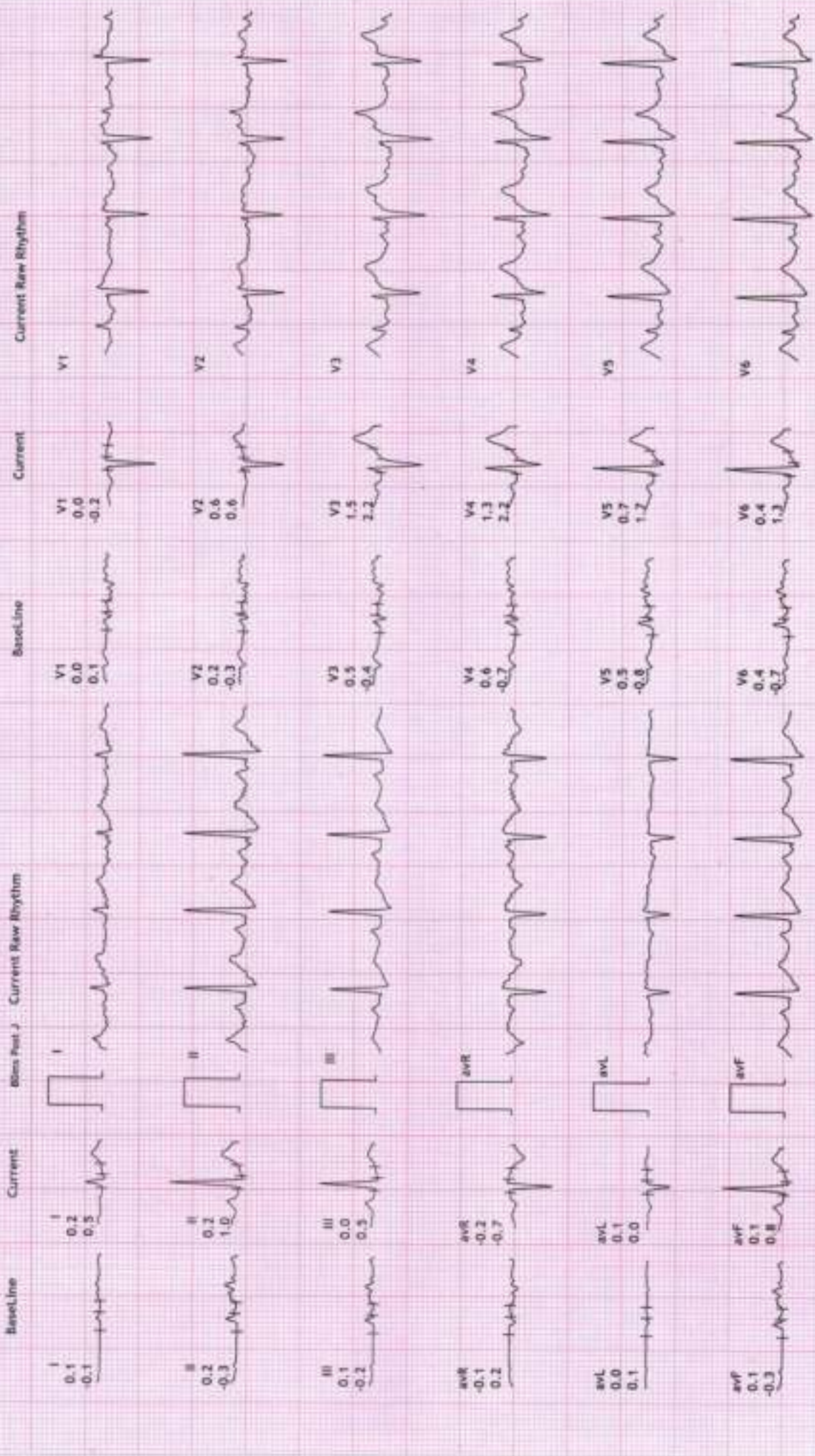
Raw ECG
BRUCE
(1,0-100)Hz

Ex Time 08:20
BLC :On
Notch :On

Recovery : (03)
10.0 mm/mV
25 mm/Sec.



12 Lead + Comparison





Name	MAHANT HIMANSHUBHAI DINESHBHAI	Age/Gender	35Yrs/Male
Reg No.	11481/23	Receipt No	9526
Referred By	Bank of Baroda (BOB) - MEDI WHEEL(PKG10000240)	Mode of Payment	CREDIT
Collection Type	CENTER	Collection DateTime	28-Oct-2023 08:39 AM

USG OF ABDOMEN & PELVIS

LIVER:

Liver is normal in size and echotexture.
No evidence of focal SOL or dilatation of IHBR seen.
Portahepatis appear normal.

GALLBLADDER:

Gallbladder appeared normal. No calculus or mass lesion seen.

PANCREAS:

Pancreas appears normal in size and echotexture.
No focal lesion, mass or pancreatitis.

SPLEEN:

Spleen appears normal in size and echotexture.

PARAAORTIC REGION:

Aorta grossly appears normal.
No paraaortic lymphnodes seen.

KIDNEYS:

Both kidneys appear normal in size, shape and in position.
Cortex and collecting system of both kidneys appears normal.
No evidence of calculus or obstructive uropathy on either side.

URINARY BLADDER:

Bladder appears normal. No calculus or mass lesion is seen.

PROSTATE:

Prostate appears normal in size and echotexture.
No evidence of free fluid in pelvis.

COMMENTS: Normal USG Abdoman and pelvis

Dr. Chirag K. Patel
MBBS-DIYU
Reg. No. 27509
Revival Diagnostics Radiologist
4th Floor, Aqua Corridor,
Nr. Star Bazar, Hazira Main Road,
Adajan, Surat-395009.
Mo. 97266 726683

Laboratory Test Result are Subject to technical limitation and should be clinically correlate for final diagnosis

4th Floor, Aqua Corridor, Hazira Road, Adajan Pal, Surat-395009.

0261 2747788, 9825947712 revivaldiagnostics.surat@gmail.com www.revivaldiagnostics.com

This medical report is not intended for medico-legal purposes.

R

NAME : MAHANT HIMANSHUBHAI DINESHBHAI
AGE: 35 YRS / MALE
REF BY: MEDI WHEEL





Name	MAHANT HIMANSHUBHAI DINESHBHAI	Age/Gender	35Yrs/Male
Reg No.	11481/23	Receipt No	9526
Referred By	Bank of Baroda (BOB) - MEDI WHEEL(PKG10000240)	Mode of Payment	CREDIT
Collection Type	CENTER	Collection DateTime	28-Oct-2023 08:39 AM

CHEST RADIOGRAPH (PA VIEW)

- Hilar shadows are within normal limits.
- Pulmonary vasculature appears normal.
- Cardiac appears normal in size.
- Both domeh of the diaphragm are smooth.
- Both costophrenic recesses are clear.
- Both lung fields appear normal.
- Visualized bones and soft tissue shadows appear normal.

IMPRESSION: NORMAL STUDY.

DR.CHIRAG K PATEL
RADIOLOGIST

REVIVAL
DIAGNOSTICS

Dr. Chirag K. Patel
MBBS-DMPD
Reg. No. G-29509
Revival Diagnostic
4th Floor, Aqua Corridor,
Nr. Star Bazar, Hazira Main Road,
Adajan, Surat-395009.
Mo. 97266 726683

Laboratory Test Result are Subject to technical limitation and should be clinically correlate for final diagnosis

📍 4th Floor, Aqua Corridor, Hazira Road, Adajan Pal, Surat-395009.

☎ 0261 2747788, 9825947712 📧 revivaldiagnostics.surat@gmail.com 🌐 www.revivaldiagnostics.com

This medical report is not intended for medico-legal purposes.