



बैंक ऑफ़ बड़ौदा
Bank of Baroda



नाम

Name : NISHANT DATTATRAY BANSODE

कर्मचारी कूट क्र.

E. C. No. : 73644

dt

जारीकर्ता प्राधिकारी

Issuing Authority

Nishant Bansode

धारक के हस्ताक्षर

Signature of Holder



LETTER OF APPROVAL / RECOMMENDATION

To,

The Coordinator,
Mediwheel (Arcofemi Healthcare Limited)
Helpline number: 011- 41195959

Dear Sir / Madam,

Sub: Annual Health Checkup for the employees of Bank of Baroda

This is to inform you that the following employee wishes to avail the facility of Cashless Annual Health Checkup provided by you in terms of our agreement

PARTICULARS	EMPLOYEE DETAILS
NAME	MR. BANSODE NISHANT DATTATRAY
EC NO.	73644
DESIGNATION	BRANCH HEAD
PLACE OF WORK	MUMBAI, TILAK NAGAR
BIRTHDATE	06-01-1977
PROPOSED DATE OF HEALTH CHECKUP	11-09-2021
BOOKING REFERENCE NO.	21S73644100003514E

This letter of approval / recommendation is valid if submitted along with copy of the Bank of Baroda employee id card. This approval is valid from **07-09-2021** till **31-03-2022** The list of medical tests to be conducted is provided in the annexure to this letter. Please note that the said health checkup is a **cashless facility** as per our tie up arrangement. We request you to attend to the health checkup requirement of our employee and accord your top priority and best resources in this regard. The EC Number and the booking reference number as given in the above table shall be mentioned in the invoice, invariably.

We solicit your co-operation in this regard.

Yours faithfully,

Sd/-

Chief General Manager
HRM Department
Bank of Baroda

(Note: This is a computer generated letter. No Signature required. For any clarification, please contact Mediwheel (Arcofemi Healthcare Limited))

Form No : 01

PERIODIC MEDICAL EXAMINATION REPORT

Name	: Nishant D Bansode	Test Code	: AHC-1
Emp Code	: 73644	Test Date	: 11-09-2021
Age	: 44 Years	Sex	: Male
Contact No	: 9403688869	Dep. Name	: --
Company Name	: Arcofemi Health Care Ltd.	Job Nature	: Sr. Manager

PHYSIOLOGICAL DATA

Height	: 165 Cms	Weight	: 98 Kgs	Expected Weight	: 60 Kgs
B.P	: 130/90 mmHg	PULSE	: 78 /min	Body Mass Index	: 36



MEDICAL HISTORY

<input type="checkbox"/> NO <input checked="" type="checkbox"/> X Frequent Cold	<input type="checkbox"/> NO <input checked="" type="checkbox"/> X Frequent Sneezing	<input type="checkbox"/> NO <input checked="" type="checkbox"/> X Joint Pain
<input type="checkbox"/> NO <input checked="" type="checkbox"/> X Shortness of breath	<input type="checkbox"/> NO <input checked="" type="checkbox"/> X Frequent Headache	<input type="checkbox"/> NO <input checked="" type="checkbox"/> X Cronic Cough
<input type="checkbox"/> NO <input checked="" type="checkbox"/> X Backache	<input type="checkbox"/> NO <input checked="" type="checkbox"/> X Intestinal trouble	<input type="checkbox"/> NO <input checked="" type="checkbox"/> X Ear Discharge
<input type="checkbox"/> NO <input checked="" type="checkbox"/> X Impaired Hearing	<input type="checkbox"/> NO <input checked="" type="checkbox"/> X Chest Pain Or Pressure	<input checked="" type="checkbox"/> YES <input type="checkbox"/> X Diabetes
<input type="checkbox"/> NO <input checked="" type="checkbox"/> X Recent Loss Of Weight	<input type="checkbox"/> NO <input checked="" type="checkbox"/> X Allergy To Drugs / Chemical	<input type="checkbox"/> NO <input checked="" type="checkbox"/> X High BP



PAST OPERATIVE HISTORY

<input type="checkbox"/> NO <input checked="" type="checkbox"/> X Hydrocele	<input type="checkbox"/> NO <input checked="" type="checkbox"/> X Renal Calculus	<input type="checkbox"/> NO <input checked="" type="checkbox"/> X Duodneal Ulcer
<input type="checkbox"/> NO <input checked="" type="checkbox"/> X Hernia	<input type="checkbox"/> NO <input checked="" type="checkbox"/> X Tonsillitis	<input type="checkbox"/> NO <input checked="" type="checkbox"/> X Appendicitis
<input type="checkbox"/> NO <input checked="" type="checkbox"/> X Cataract	<input type="checkbox"/> NO <input checked="" type="checkbox"/> X DNS	<input type="checkbox"/> NO <input checked="" type="checkbox"/> X Piles



OTHER PAST OPERATIVE HISTORY : No

OTHER COMPLAINTS : No

PAST HISTORY : Diabetes

FAMILY HISTORY : Diabetes to Father, Mother

ADDICTIONS : Smoke : No | Drinks : No | Diet : Veg | Pan : No | Tobacco : No | Gutka : No

VISION

WITHOUT GLASSES				WITH GLASSES				COLOUR BLINDNESS		
NEAR	R	N-12	L	N-12	NEAR	R	X	L	X	YES
FAR	R	6/9	L	6/9	FAR	R	X	L	X	




VISION REMARK : ABNORMAL WITHOUT GLASS*

Medical Test Date : 11-09-2021 Test Code : AHC-1
 Name : Nishant D Bansode Emp Code : 73644

CLINICAL EXAMINATION

GENERAL & DERMATOLOGY EXAMINATION	
General Condition : Good	Nails : NAD
Oedema Feet : Absent	Skin : Normal
Temperature : Normal	Deformities : None
CARDIOVASCULAR	
	Heart Sound : Normal
ABDOMEN	
Liver : Not Palpable	Spleen : Not Palpable
	Other Masses : NAD
GENITO URINARY	
Ext. Genitalia : Normal	Discharge : No
	Hydrocele : Normal
LYMPHATIC AND ENDOCRINE	
Lymph Nodes : Not Palpable	Thyroid : Not Palpable
MUSCULO SKETEAL	
Bones : NAD	Joints : NAD
	Posture Spine : Normal
NERVOUS SYSTEM	
Sensory System : Normal	Reflexes : Normal
	Motor System : Normal
EYE CHECKUP	
Conjunctiva : Normal	Cornea : Normal
Pupil : Normal	Fundus : NAD
SPO2 : 98 %	
E.C.G : Within Normal Limits	
PFT : NA	
ADVICE : Normal Health But Consult with , Ophthalmologist. Note: , Rule out diabetes, High triglycerides.	
RESULT : This is to certify that the employee is free from contagious and obnoxious disease including skin & Tuberculosis. Hence found to be fit for the respective job.	

*NAD - No Abnormality Ditected
 NA - Not Applicable



Dr. Rahul Deshpande
 M.B.B.S., ORTHO, A.F.I.H. (C.L.I)
 Industrial Health Consultant
Dr Rahul S Deshpande
 M.B.B.S. D. Ortho A.F.I.H (Mumbai)
 Regd. No 081019
 HARDEV. HEALTH. CARE

Medical Test Date : 11-09-2021 Test Code : AHC-1
 Name : Nishant D Bansode Emp Code : 73644

BLOOD GROUP & RH FACTOR Blood Group : 'A' Rh Typing : 'Positive'

EXAMINATION OF HEMATOLOGY


NAME	RESULT	UNITS	NORMAL RANGE
Haemoglobin	15.4	mg/dl	13 - 17
RBC	5.34	mill/cumm	4.5 - 5.5
PCV / HCT	42.4	%	40 - 50
MCV	79.4*	fl	83 - 101
MCH	28.8	pj	27 - 32
MCHC	36.3*	g/dl	31.5 - 34.5
RDW	13.2	%	11.6 - 14
Total WBC Count	6600	mill/cumm	4000 - 10000
Neutrophils	62	%	40 - 80
Lymphocytes	33	%	20 - 40
Monocytes	03	%	2 - 10
Eosinophils	02	%	1 - 6
Basophils	0	%	0 - 1
Platelet Count	345000	per cu. mm.	150000 - 410000
ESR	14	mm	0 - 20
DIABETIC PROFILE	RESULT	UNITS	NORMAL RANGE
HbA1c	10.6*	mgdl	4 - 6.5
Blood sugar fasting	179.1*	mg/dl	70 - 120
Blood sugar post lunch	212.8*	mg/dl	80 - 160
KIDNEY FUNCTION TEST			
S. creatinine	1.19	mg/dl	0.5 - 1.5
Uric acid	5.3	mg/dl	4.5 - 6.7
Urea	29.8	mg/dl	14 - 40
Blood urea nitrogen	13.917	mg/dl	6 - 21
Bun/Creatinine Ratio	25.04	--NA--	10 - 30

EXAMINATION OF URINE

PHYSICAL EXAMINATION	CHEMICAL EXAMINATION	MICROSCOPIC EXAMINATION
Quantity : 15ml	Proteins : Absent	Erythrocytes : Absent
Color : Pale Yellow	Glucose : Present +	Epithelial Cell : 1-2 hpf
Appearance : Clear	Specific Gravity : 1.020	Pus Cell : 4-5 hpf
Deposit : Absent	Ketones : Absent	Bacteria : Not seen
Urobilinogen : Absent	Occult Blood : Negative	Casts : Not seen
	Nitrite : Absent	Crystals : Not seen
		A. Material : Not seen

N.B. : Above investigation have their limitations and should be interpreted by referring physician accordingly. Solitary Radiological/Pathological and other investigations do not confirm the final diagnosis of disease.

S. M. Tripathi

REGN.NO.	: 06317	REGN. DATE	: 11-Sep-2021
PATIENT NAME	: Mr. Nishant Bansode	CENTER	: Hardev Health Care
AGE/SEX	: 45 Years /Male	BARCODE	
REFERRED BY	: Hardev Health Care		

BIOCHEMISTRY

PARAMETER	RESULTS	UNITS	BIOLOGICAL REFERENCE INTERVAL
-----------	---------	-------	-------------------------------

BLOOD GLUCOSE FASTING

GLUCOSE- FASTING	: 179.10	mg/dL	60-100
URINE SUGAR	: Present(+)		
URINE KETONE	: Absent		

BLOOD GLUCOSE POST MEAL

BLOOD GLUCOSE PP	: 212.80	mg/dL	65-140
URINE GLUCOSE	: Present (+++)		
URINE KETONE	: Absent		

INTERPRETATION

AS PER AMERICAN DIABETES ASSOCIATION 2015 UPDATE FASTING GLUCOSE LEVEL-

Normal glucose tolerance : 70-110 mg/dl

Impaired Fasting glucose (IFG) : 110-125 mg/dl

Diabetes mellitus : ≥ 126 mg/dl

POSTPRANDIAL/POST GLUCOSE (75 grams)

Normal glucose tolerance : 70-139 mg/dl

Impaired glucose tolerance : 140-199 mg/dl

Diabetes mellitus : ≥ 200 mg/dl

CRITERIA FOR DIAGNOSIS OF DIABETES MELLITUS

Fasting plasma glucose ≥ 126 mg/dl

Classical symptoms +Random plasma glucose ≥ 200 mg/dl

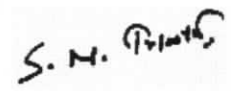
Plasma glucose ≥ 200 mg/dl (2 hrs after 75 grams of glucose)

Glycosylated haemoglobin $> 6.5\%$

***Any positive criteria should be tested on subsequent day with same or other criteria.

Test Done On Fully Automated ERBA EM200 Biochemistry Analyser

----- END OF REPORT -----



Dr Surya N. Tripathi
Reg No- 2000/04/1994

Medical Test Date : 11-09-2021

Test Code : AHC-1

Name : Nishant D Bansode

Emp No : 73644

BIOCHEMICAL EXAMINATION

LIPID PROFILE	RESULT	UNITS	NORMAL RANGE
Total cholesterol	191.6	mg/dl	130 - 200
Hdl cholesterol	46	mg/dl	40 - 60
Ldl cholesterol	111.16	mg/dl	95 - 145
VLDL	34.44*	mg/dL	2 - 30
LDL/HDL RATIO	2.42	--NA--	0.5 - 3.5
Triglycerides	172.2*	mg/dl	70 - 140
Cholesterol/HDL Ratio	4.17	mg/dl	0 - 4.5
LIVER FUNCTIN TEST			
Total bilirubin	0.8	mg/dl	0.2 - 1.2
Direct bilirubin	0.3	mg/dl	0 - 0.5
Indirect bilirubin	0.5*	mg/dl	0 - 0.3
SGOT	40.68*	/ml	0 - 40
SGPT	31.82	/ml	0 - 40
Protein	7.2	g/dl	6 - 8
Albumin	4.0	g/dl	3.5 - 5.5
S. Globulin	3.2	g/dl	2.5 - 3.5
Alkaline phosphatase	89.1	u/l	50 - 150
GGT	25.0	u/l	10 - 50
A/G Ratio	1.3	--NA--	1 - 2.3

*S. N. Tripathi*Dr. Surya N. Tripathi
Consulting Pathologist
Reg No - 2000/04/1994

TEST DATE : 11-09-2021
REF. BY : HARDEV HEALTH CARE
EMP CODE : 73644
NAME : Nishant D Bansode
TEST ASKED: TSH

TEST NAME	TECHNOLOGY	VALUE	UNITS	REFERENCE RANGE
T3	C.L.I.A.	116.66	ng/dl	60 - 200
T4	C.L.I.A.	7.50	µg/dl	4.5 - 12
Thyroid Stimulating Hormone (TSH)	C.L.I.A.	2.41	µIU/mL	0.3 - 5.5

Comments : ***

Please correlate with clinical conditions.

Method :

TSH - ULTRA SENSITIVE SANDWICH CHEMI LUMINESCENT IMMUNO ASSAY

~~End Of Report~~

Sample Collected on (SCT) : 11-09-2021

Sample Received on (SRT) : 12.09.2021

Report Released on (RRT) : 13 September 2021

Sample Type : SERUM

Labcode : 110741711/AND45

Test Code : AHC-1

Dr.Durgaprasad N Agrawal MD

Dr.Caesar Sengupta MD

Medical Test Date : 11-09-2021

Test Code : AHC-1

Name : Nishant D Bansode

Emp Code : 73644

X-RAY OF THE CHEST P.A. VIEW

There is no mediastinal shift.

The heart and aorta appears to be normal.

No pleural abnormality is noted.

The bony thorax is normal.

IMPRESSION : Normal Study**SUGGEST** : Clinico pathological correlation & sos f/u.

Please note that imaging conclusion need to be correlated with clinical findings & other investigations for final diagnosis.



Dr. N.P. CHHALLANI.
MBBS., DMRE, AFIH
TMC/MOH/PNDT/234

Medical Test Date : 11-09-2021
Name : Nishant D Bansode

Test Code : AHC-1
Emp Code : 73644

HARDEV HEALTH CARE

UNI-EM**3ch x 4 + (1ch)**

Name: Nishant
ID: 20210910230919
Sex: Male Hospital:
Age: 32 Department:

Check Time 2021-09-10 23:09:36

0.5Hz - 40Hz AC 50Hz 25mm/s 10mm/mV



[Measurement]			
HR: 87 bpm	P	Width: 72 ms	RV5/SV1: 1.023/-1.040 mV
P Axis: 64 deg.	PR	Interval: 124 ms	RV5+SV1: 2.063 mV
QRS Axis: 37 deg.	QRS	Duration: 94 ms	
T Axis: 33 deg.	QT/QTc	Interval: 316/380 ms	

[Analysis Result]
** normal ECG **
Sinus arrhythmia

Reporter: _____

Notice: All the parameters and conclusions should be confirmed by doctor

Dr. Kailash Changani
M.D.(Med)
Reg No - 58574

2D ECHOCARDIOGRAPHY AND COLOUR DOPPLER STUDY

DATE: 11/09/2021

NAME: Mr. Nishant Bansode

AGE/SEX: 45/male

INDICATION OF STUDY: asymptomatic for follow up

COMMENTS

- Normal chamber dimensions
- The LV dimensions and contractility are normal.
- There is no Regional Wall Motion Abnormality at rest.
- The LV systolic function is normal. LVEF = 60%
- There is evidence of normal diastolic function.
- Normal valves
- No Pulmonary Arterial hypertension, PASP = 24 mm of Hg
- The RV function is normal, TAPSE = 16mm
- There is no evidence of pericardial effusion, clots or vegetations.
- The IAS and IVS are intact.
- IVC = 10mm (>50% collapsing)

SUMMARY

- Normal LV systolic function, LVEF = 60%
- Normal LV diastolic function
- No LVH
- No Regional Wall Motion Abnormality at rest.
- Normal valves
- No Pulmonary Arterial hypertension
- No Pericardial effusion, clot or vegetation



Dr. Ameya S Chavan

MD(Med), DM(Card)

DR. RAJAT BALIGA

MBBS, M. D. (Radiology), D. N. B.

CONSULTANT RADIOLOGIST & SONOLOGIST

RADIANCE SONOGRAPHY CENTRE



DR. BALIGA'S
RADIANT DIAGNOSTIC CENTRE

19, Shree Mangal Karyalay,
Opp. Shree Nagar Vidya Mandir, Shree Nagar,
Wagle Estate, Thane - 400 604 • Tel.: 7208542237

..... Experience the Difference

3, Durvankur, Near Panch Parmeshwar Mandir,
Kishan Nagar I, Wagle Estate, Thane - 400 604.
Tel.: 2582 4218

NAME : NISHANT BANSODE	AGE/SEX : 45 Y/M
REF BY : HARDEV HEALTH CARE	DATE: 11/09/2021

REAL TIME ABDOMINAL ULTRASOUND REPORT

LIVER :

Normal size liver with mildly raised parenchymal echo pattern. No evidence of any solid or cystic intra-hepatic lesion is noted. The portal and hepatic veins appear normal. No evidence of any dilated intra or extra hepatic biliary radicals noted. CBD is not dilated.

GALL-BLADDER:

The physiologically dilated gall bladder is visualized and appears normal. No evidence of any gall stones noted. No e/o wall thickening or peri-cholecystic free fluid.

PANCREAS :

It is normal in size and reflectivity. No evidence of peripancreatic collection. MPD is not dilated.

SPLEEN :

The spleen is normal in size and shows normal parenchymal echo pattern.

KIDNEYS :

No evidence of any renal mass, hydronephrosis or renal calculi noted. Cortico-medullary differentiation is maintained on both sides. Bilateral renal parenchymal thickness appears normal. The right kidney measures 11.1 x 4.7 cms. The left kidney measures 11.1 x 4.3 cms.


No evidence of ascites or significant para aortic lymphadenopathy. Bowel loops are not dilated.

Anatomically normal urinary bladder. No e/o calculus or wall thickening or debris seen.

Prostate gland is normal in size, measures 16 gms.

CONCLUSION :

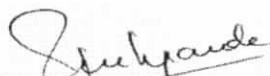
- Fatty liver grade 2


DR. RAJAT BALIGA
MBBS, MD (Radiology), DNB
FMF (Fetal Medical Foundation) ID- 176269

Date : 11-09-2021

FITNESS CERTIFICATE

This is to certify that **Mr. Nishant D Bansode** Emp. No. **73644** age **44** Yrs. has undergone the medical examination with us on **11-09-2021**. based on examination and investigation results he is free from infection / Contagious disease including skin & Tuberculosis for which diagnostic tests has been carried out and He is medically fit to continue his duties.



Dr Rahul S Deshpande

M.B.B.S. D. Ortho A.F.I.H (Mumbai)

Regd. No 081019

HARDEV HEALTH CARE
Authorised Medical Practitioner



भारत सरकार
Government of India



निशांत दत्तात्रय बनसोडे
Nishant Dattatray Bansode
जन्म तारीख/DOB: 06/01/1977
पुरुष/ MALE



XXXX XXXX 2682
VID: 9137 7955 1429 9339

माझे आधार, माझी ओळख