



LETTER OF APPROVAL / RECOMMENDATION

To,

The Coordinator,  
Mediwheel (Arcofemi Healthcare Limited)  
Helpline number: 011- 41195959

Dear Sir / Madam,

**Sub: Annual Health Checkup for the employees of Bank of Baroda**

This is to inform you that the following employee wishes to avail the facility of Cashless Annual Health Checkup provided by you in terms of our agreement.

PARTICULARS	EMPLOYEE DETAILS
NAME	MR. TALUKDAR ARIJIT
EC NO.	72589
DESIGNATION	BRANCH OPERATIONS
PLACE OF WORK	ITANAGAR MAIN
BIRTHDATE	29-10-1981
PROPOSED DATE OF HEALTH CHECKUP	14-06-2022
BOOKING REFERENCE NO.	22J72589100019356E

This letter of approval / recommendation is valid if submitted along with copy of the Bank of Baroda employee id card. This approval is valid from **27-05-2022** till **31-03-2023**. The list of medical tests to be conducted is provided in the annexure to this letter. Please note that the said health checkup is a **cashless facility** as per our tie up arrangement. We request you to attend to the health checkup requirement of our employee and accord your top priority and best resources in this regard. The EC Number and the booking reference number as given in the above table shall be mentioned in the invoice, invariably.

We solicit your co-operation in this regard.

Yours faithfully,

Sd/-

**Chief General Manager**  
**HRM Department**  
**Bank of Baroda**

(Note: This is a computer generated letter. No Signature required. For any clarification, please contact Mediwheel (Arcofemi Healthcare Limited))

**Patho Treat Diagnostic Centre**  
**& Poly Clinic**  
75 Dum Dum Road, Kol-700074  
Phone: (033) 2322 3841

**INDIAN UNION DRIVING LICENCE**  
WEST BENGAL STATE

No. **WB-2320130172741** Issue Dt. **06-05-2013**

Name **ARIJIT TALUKDAR**  
 S/D/W of **BIBEKANANDA TALIKDAR**  
 Blood Gr. **U** D.O.B. **29-10-1981**  
 Address **27/B, DEBINIBAS ROAD,**  
**PO-MOTIHEEL, PS-DUM DUM**  
**KOLKATA**  
**700074**



Authorisation to drive the following vehicle class throughout India.

Valid Till	Vehicle Class	Issue Dt.
N.T.	MCWG	06-05-2013
Trans		
Badge Details		
Number		
Date of Issue		
Valid Till		

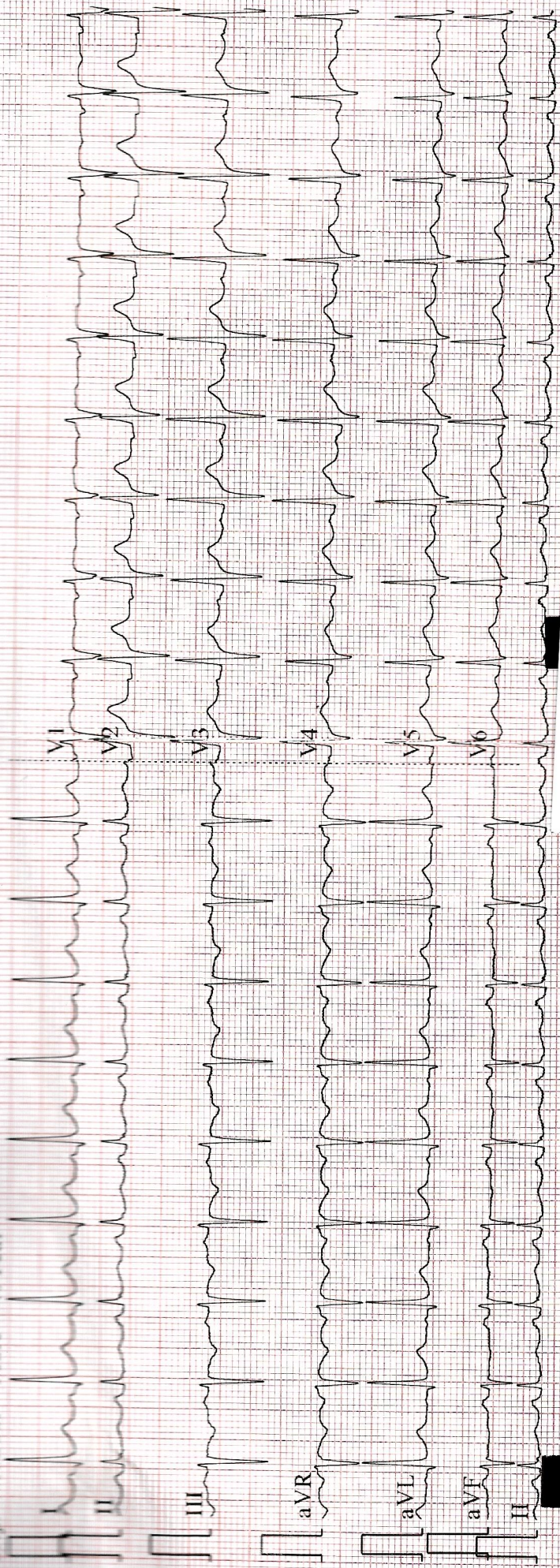
*Arijit Talukdar*  
Holder's Signature

*[Signature]*  
Licencing Authority  
Barrackpore

**Paatho Treat Diagnostic Centre**  
**& Poly Clinic**  
**75 Dum Dum Road, Kol-700074**  
 Phone No. - (033) 2549 3341



arijit talukdar Male 40Year



0.67~25Hz 25mm/s 10mm/mV 2\*5s+1r ♥112 1.32

ID: 899

arijit talukdar  
Male 40Year

EPL-14-06-2022 11:54:09

HR	: 112	bpm
P	: 102	ms
PR	: 142	ms
QRS	: 91	ms
QT/QTc	: 318/435	ms
P/QRS/T	: 51/-10/0	°
RV5-SVI	: 0.884/0.503	mV

Diagnosis Information:  
Sinus Tachycardia

*(Handwritten Signature)*

**Dr. Uday Sankar Das**  
MBBS, FRCS, MD (Med),  
DM (Cardio), DM (EKG/Arrhythmia)  
Reg. No. - 64909 (WBMC)

Report Confirmed by:





# Patho Treat

TEST REPORT

DIAGNOSTIC CENTRE & POLYCLINIC

Regd. Off : ~~Medical Fitness Certificate~~ 0074

Phone No.: (033) 2560 3641 / 3642, (033) 6526 0026, (Infront of Motijheel College of Commerce)

"It is certified that Mr./Ms. Arijit Talukdar Employee ID: \_\_\_\_\_ employed with  
M/s. BANK OF BARODA has been carefully examined by me on date 14/06/2022

DOB	<u>29/10/81</u>	Age (Yrs)	<u>40y</u>	Sex (M/F)	<u>M</u>	MB No.														
-----	-----------------	-----------	------------	--------------	----------	-----------	--	--	--	--	--	--	--	--	--	--	--	--	--	--

S N	Investigation Details	Summary of Investigation
1	BLOOD EXAMINATION	<u>normal</u>
2	Urine Routine Examination	<u>normal</u>
3	OTHERS	<u>normal</u>
4	Height, Weight/ BMI	<u>170 cm - 83 kg</u>
5	BP/ Pulse	<u>118/82 - 82/min regular</u>

Based on medical examination conducted he/she is (Pls tick (✓) appropriate box)

**FIT to work** (Found free from any infectious or communicable diseases)

**NOT FIT to work**

Name of the Medical Examiner: \_\_\_\_\_

Signature of Medical Examiner: \_\_\_\_\_

Stamp Of Medical Examiner: \_\_\_\_\_

Registration Number: \_\_\_\_\_

FINAL IMPRESSION: He is physically fit & fine, no abnormalities found.

*Dr. Debajish Banerjee*  
M.B.B.S., MD (Medicine)  
Reg. No. - 42951

Patho Treat Diagnostic Centre  
& Polyclinic  
78 Dum Dum Road, Kolkata  
Phone No. - (033) 2560 3641





# Patho Treat

TEST REPORT

DIAGNOSTIC CENTRE & POLYCLINIC

Regd. Off : 75, Dum Dum Road, Kolkata - 700 074

Phone No.: (033) 2560 3641 / 3642, (033) 6526 0026, (Infront of Motijheel College of Commerce)

ID NO: B/06/03

PT.NAME= MR ARIJIT TALUKDAR

SEX: F AGE: 40 YRS

DATE OF RECEIPT: 14.06.2022

DATE OF REPORT: 14.06.2022

Reference By: BANK OF BARODA

TEST	RESULT & UNIT	NORMAL RANGE
HAEMOGLOBIN (Cyanmethemoglobin Method)	14.3gm %	Male: - ( 13 - 18 ) Female :- ( 11.5 - 16.5 )
Total R.B.C	4.64million / cmm	3.5 - 6.5 million / cmm
Total W.B.C	7300 / cmm	(4000 - 11000) / cmm
Platelets Count	1.78 lac / cmm	(1.5 - 4.0) lac / cmm

### Differential Count W.B.C

TEST	RESULT & UNIT	NORMAL RANGE
Neutrophils	63%	( 40 - 80 ) %
Lymphocytes	33%	( 20 - 40 ) %
Eosinophils	02 %	( 2 - 10 ) %
Monocytes	02 %	( 1 - 6 ) %
Basophils	00 %	( 0 - 2 ) %

### Hemogram

TEST	RESULT & UNIT	NORMAL RANGE
PCV	43.0%	( 38 - 54 ) %
MCV	83.0Um <sup>3</sup>	( 77 - 93 ) Um <sup>3</sup>
MCH	29.2g %	( 26 - 32 ) g %
MCHC	29.5%	( 27 - 35 ) %

Morphology of RBC: Normocytic, Normochromic.

ESR (Westergern Method): 1<sup>st</sup> Hour-16/mm (MALE: 0 -14 FEMALE: 0-20)

DR. SUMANA MAJUMDAR  
M.B.B.S., MD  
(PATHOLOGIST)





# Patho Treat

DIAGNOSTIC CENTRE & POLYCLINIC

TEST REPORT

Regd. Off : 75, Dum Dum Road, Kolkata - 700 074

Phone No.: (033) 2560 3641 / 3642, (033) 6526 0026, (Infront of Motijheel College of Commerce)

ID NO: B/06/03

PT.NAME= MR ARIJIT TALUKDAR

SEX: F AGE: 40 YRS


DATE OF RECEIPT: 14.06.2022

DATE OF REPORT: 14.06.2022

Reference By: BANK OF BARODA

## HEMATOLOGY

<u>TEST</u>		<u>RESULT</u>
"ABO" GROUPING	:	" B "
Rh (D) FACTOR	:	POSITIVE



DR. SOMANA MAJUMDAR  
M.B.B.S., MD  
(PATHOLOGIST)





# Patho Treat

DIAGNOSTIC CENTRE & POLYCLINIC

TEST REPORT

Regd. Off : 75, Dum Dum Road, Kolkata - 700 074

Phone No.: (033) 2560 3641 / 3642, (033) 6526 0026, (Infront of Motijheel College of Commerce)

ID NO: B/06/03

PT.NAME= MR ARIJIT TALUKDAR


SEX: F AGE: 40 YRS

Reference By: BANK OF BARODA

DATE OF RECEIPT: 14.06.2022

DATE OF REPORT: 14.06.2022

<u>INVESTIGATION</u>	<u>RESULT / UNIT</u>	<u>REFERENCE VALUE</u>
TOTAL TRI-iodothyronin (T3)	118 ng/dl	( 60 – 181 )
TOTAL THYROXINE (T4)	8.1 ng/dl	( 4.5 – 10.9 )
THYROID STIMULATING HORMONE	3.40 nl/ml	( 0.35 – 5.5 )

  
DR.SUMANA MAJUMDAR  
M.B.B.S.,MD  
(PATHOLOGIST)





# Patho Treat

TEST REPORT

DIAGNOSTIC CENTRE & POLYCLINIC

Regd. Off : 75, Dum Dum Road, Kolkata - 700 074  
Phone No.: (033) 2560 3641 / 3642, (033) 6526 0026, (Infront of Motijheel College of Commerce)

ID NO: B/06/03  
PT.NAME= MR ARIJIT TALUKDAR  
SEX: F AGE: 40 YRS

DATE OF RECEIPT: 14.06.2022

DATE OF REPORT: 14.06.2022

Reference By: BANK OF BARODA

## REPORT ON EXAMINATION OF BLOOD

### INVESTIGATION

### RESULT & UNIT

GLYCOSYLATED HB%  
(HBA1C)

5.88%

### REFERENCE RANGE :-

Below 6.0 % ----- Normal Value  
6.0 % - 7.0 % ----- Good Control  
7.0 % - 8.0 % ----- Fair Control  
8.0 % - 10.0 % ----- Unsatisfactory Control  
Above 10.0 % ----- Poor Control

DR. SUMANA MAJUMDAR  
M.B.B.S., MD  
(PATHOLOGIST)



# Patho Treat

DIAGNOSTIC CENTRE & POLYCLINIC

TEST REPORT

Regd. Off : 75, Dum Dum Road, Kolkata - 700 074  
Phone No.: (033) 2560 3641 / 3642, (033) 6526 0026, (Infront of Motijheel College of Commerce)

ID NO: B/06/03  
PT.NAME= MR ARIJIT TALUKDAR  
SEX: F AGE: 40 YRS

DATE OF RECEIPT: 14.06.2022

DATE OF REPORT: 14.06.2022

Reference By: BANK OF BARODA

## DIGITAL X-RAY CHEST PA VIEW

- Fracture left clavicle with internal fixation seen in situ.
- Domes of diaphragms are smooth and regular.
- Costophrenic angles are clear.
- Cardiac shadow is normal.
- Mediastinum is central.
- Both hila are normal in position and density.
- Bony thorax shows no abnormality.

## IMPRESSION

Fracture left clavicle with internal fixation seen in situ ,rest is normal.

DR. VIMLESH JI VIMAL  
M.B.B.S.,MD,  
DMRD (Radiologist)





Regd. Off : 75, Dum Dum Road, Kolkata - 700 074

Phone No.: (033) 2560 3641 / 3642, (033) 6526 0026, (Infront of Motijheel College of Commerce)

ID NO: B/06/03

PT.NAME= MR ARIJIT TALUKDAR

SEX: F AGE: 40 YRS

Reference By: BANK OF BARODA

DATE OF RECEIPT: 14.06.2022

DATE OF REPORT: 14.06.2022

## REPORT ON THE EXAMINATION OF STOOL

### Physical Examination

Colour : Brownish

Consistency : Semi Liquid

Blood : Not Found

Mucus : Present

Parasite : Not Found

### Chemical Examination

Reaction : Acidic

Occult Blood : Acidic

PH : \*\*

Reducing Substance : \*\*

### Microscopical Examination

Vegetable Cell : Present Few .

Starch : Not Found .

Epithelial Cell : Not Found .

Pus Cells : 1-2/ H.P.F .

R . B . C : Not Found .

Helminthic Ova : Not Found .

Protozoal Cysts : Not Found .

Trophozoite : Not Found .

Larva : Not Found .

Fat Droplets : Not Found .

Macrophage Cells : Not Found .

Crystal : Not Found .

Micro Organisms : ( + ) .

Others : Not Found .

DR.SUMAMA MAJUMDAR  
M.B.B.S.,MD(PATHOLOGIST)



Regd. Off : 75, Dum Dum Road, Kolkata - 700 074

Phone No.: (033) 2560 3641 / 3642, (033) 6526 0026, (Infront of Motijheel College of Commerce)

ID NO: B/06/03

PT.NAME= MR ARIJIT TALUKDAR

SEX: F AGE: 40 YRS

DATE OF RECEIPT: 14.06.2022

DATE OF REPORT: 14.06.2022

Reference By: BANK OF BARODA

**REPORT ON THE BIO – CHEMICAL EXAMINATION**

<u>TEST</u>	<u>RESULT</u>	<u>UNIT</u>	<u>NORMAL VALUE</u>
SUGAR (F)	118.0	mg / dl	( 70 – 110 )
SUGAR (PP)	130.0	mg / dl	( 110 – 140 )
TRIGLYCERIDES	155.00	mg / dL	( 65.00 – 170.00 )
HDL - CHOLESTEROL	36.00	mg / dL	( 30 . 00 – 55 . 00 )
LDL - CHOLESTEROL ( By Enzymatic Method at 370C )	81.00	mg / dL	( up to 150.00 )
VLDL	31.0	mg / dL	( 16 . 00 - 40 . 00 )
CHOLESTEROL - TOTAL	148.00	mg / dL	( 150 . 00 – 250 . 00 )
LDL/HDL	2.2:1		
CREATININE	1.2	mg /dL	( 0.70 - 1.20 )
URIC – ACID	5.0	mg/dL	( Male -3.4 – 7.0 Female - 2.4 – 5.7)

DR. SUMANA MAJUMDAR  
M.B.B.S., MD(PATHOLOGIST)





# Patho Treat

TEST REPORT

DIAGNOSTIC CENTRE & POLYCLINIC

Regd. Off : 75, Dum Dum Road, Kolkata - 700 074

Phone No.: (033) 2560 3641 / 3642, (033) 6526 0026, (Infront of Motijheel College of Commerce)

ID NO: B/06/03

PT.NAME= MR ARIJIT TALUKDAR

SEX: F AGE: 40 YRS

DATE OF RECEIPT: 14.06.2022

DATE OF REPORT: 14.06.2022


Reference By: BANK OF BARODA

## EXAMINATION

Quantity	45 ml	Unorganized Examination	
Colour	pale yellow	Crystals	Not Found
Appearance	clear	Organized Constituents	
Sediment	Nil		Not Found
Sp. Gravity	1.010		

## CHEMICAL EXAMINATION

Reaction	Acidic	<u>CASTS</u>	
Albumin	Nil	Cellular (Pus Cell)	Not Found
Proteins	Nil	Hyaline	Not Found
Sugar	Nil	Granular	Not Found
Acetone	Negative	Fatty	Not Found
Bile Salt	Negative	Others	Not Found
Bile Pigment	Negative	<u>CELLS</u>	
Phosphates	Nil	Epithelial Cells	(3 - 4 / HPF)
Chyle	-----	Pus Cells	(0 - 1 /HPF)
Occult Blood	Negative	R.B.C.	Not Found
Urobilinogen	-----	Others	Nil
Bence-Jones	-----	Bacteria	Not Found

  
DR.SUMANA MAJUMDAR  
M.B.B.S.,MD  
(PATHOLOGIST)



Regd. Off : 75, Dum Dum Road, Kolkata - 700 074

Phone No.: (033) 2560 3641 / 3642, (033) 6526 0026, (Infront of Motijheel College of Commerce)

DATE OF RECEIPT: 14.06.2022

ID NO: B/06/03

PT.NAME= MR ARIJIT TALUKDAR

SEX: F AGE: 40 YRS

DATE OF REPORT: 14.06.2022

Reference By: BANK OF BARODA

**REPORT ON THE BIO – CHEMICAL EXAMINATION**

<u>TEST</u>	<u>RESULT</u>	<u>UNIT</u>	<u>NORMAL VALUE</u>
BILIRUBIN TOTAL	0.82	mg /dL	( Up to 1.00 )
Bilirubin Conjugated	0.28	mg /dL	( up to 0.25 )
Bilirubin Unconjugated	0.54	mg /dL	( up to 0.75 )
SGOT/AST	22.00	U/L	( Male : 10 -35 Female : 10 – 31)
SGPT/ALT	28.00	U/L	( 9.00 - 43.00 )
TOTAL PROTEIN	7.66	g/dL	( 6.00 - 8.50 )
ALBUMIN	4.40	gm/dL	( 3.5 – 5.2 )
GLOBULIN :	3.26	gm/dL	( 2.3 – 3.6 )
GAMA GT ( G . G . T )	37.5	IU/L	( 7.00 - 52.00 )
ALKALINE PHOSPHATSE	89.0	IU/L	<i>up to 5Yrs. F: 48-406, M: 75-389 5-10 Yrs.F: 96-332, M: 93-362 11- 15 Yrs. F: 52-162, M:74-390 16- 19 Yrs.F: 47-119, M:52-171 Adult – F: 35-141, M: 40-129</i>
BUN	10.5	mg/dL	( 5 – 23 )

DR.SUMANA MAJUMDAR  
M.B.B.S.,MD (PATHOLOGIST)





# Patho Treat

DIAGNOSTIC CENTRE & POLYCLINIC

TEST REPORT

Regd. Off : 75, Dum Dum Road, Kolkata - 700 074

Phone No.: (033) 2560 3641 / 3642, (033) 6526 0026, (Infront of Motijheel College of Commerce)

Associate Code :	D1	Received On :	13/06/2022
Patient's Name :	MR ARIJIT TALUKDAR	Reported On :	15/06/2022
ID Number :	12579/F-938	Age/Sex :	39Y/MALE
Referred By :	SELF	Sample Source :	

ClinicPro/debian

Page 1 of 1

## ULTRASONOGRAPHY OF WHOLE ABDOMEN

### LIVER

It is enlarged (17.4 cm) in size. **Parenchymal echotexture is raised**. No focal parenchymal lesion is seen. Intrahepatic biliary radicles not dilated.

### PORTA

PV : Normal in diameter with echofree lumen. PV measures 0.9 cm.

CD : Normal in caliber. No calculus is seen upto tracable part. CD measures 0.3 cm.

### GALL BLADDER

Gall bladder is normally distended with normal wall thickness. No intraluminal calculus is noted.

### PANCREAS

Normal in size, shape & outline. No focal S.O.L. or calcification noted. Main pancreatic duct – not dilated.

### SPLEEN

Spleen is normal in size ( 11.9 cm). Parenchymal echotexture is normal. Splenic vein at its hilum is not dilated.


### KIDNEY

Both kidneys are normal in size, shape and outline. Cortical echogenicity appears normal on both sides. Central echocomplexes are normal. Corticomedullary differentiation is maintained. No evidence of hydronephrosis or any mass lesion seen on either side. **One calculus (0.59 cm) noted at lower pole of left kidney.**

**DR. S. PAL**  
M.B.B.S.(KOL),  
APUSC-CBET(WBUHS)  
CONSULTANT SONOLOGIST

**DR. V. J. VIMAL**  
MD,DMRD  
CONSULTANT RADIOLOGIST

Checked by.....



# Patho Treat

DIAGNOSTIC CENTRE & POLYCLINIC

TEST REPORT

Regd. Off : 75, Dum Dum Road, Kolkata - 700 074

Phone No.: (033) 2560 3641 / 3642, (033) 6526 0026, (Infront of Motijheel College of Commerce)

## URETERS

Not visualized hence not dilated.

## URINARY BLADDER

Urinary bladder is well distended and normal in wall thickness. No intraluminal pathology or intramural mass lesion seen.

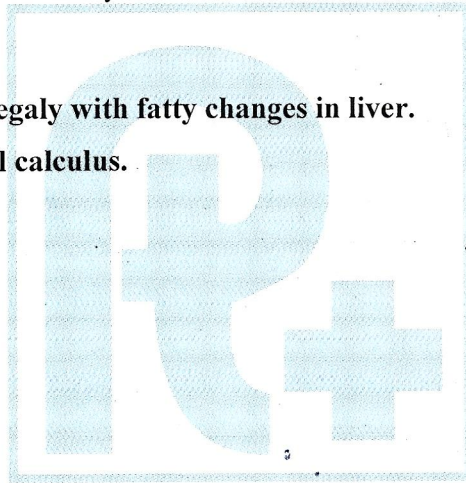
## PROSTATE

Prostate is normal in size, shape and echotexture. Capsule is intact. No sizeable mass lesion is seen. Both seminal vesicles appear normal. Prostate measures 3.1 x 3.7 x 3.4 cm. Weight 21 gms.

No appreciable retroperitoneal lymphadenopathy noted at present.

No detectable ascites seen in peritoneal cavity.

**IMPRESSION : 1. Hepatomegaly with fatty changes in liver.  
2. Left renal calculus.**



**DR. S. PAL**  
M.B.B.S.(KOL),  
APUSC-CBET(WBUHS)  
CONSULTANT SONOLOGIST

**DR. V. J. VIMAL**  
MD, DMRD  
CONSULTANT RADIOLOGIST

Checked by.....