



देवास का नं. 1 स्वच्छ हॉस्पिटल

Better Diagnosis, Better Cure

प्राइम हॉस्पिटल एण्ड रिसर्च सेन्टर

105-ए, सिविल लाईन, मेन रोड़, देवास फोन : 07272 -400060, मो. 9827265457

डॉ. पवन कुमार चिल्लौरिया

M.B.B.S., M.D. (Med.), FCCS, PGCDM

कन्सल्टिंग फिजिशियन, हृदय, श्वास एवं मधुमेह रोग विशेषज्ञ

Regi. No. MP-3899

Mob. 98272-65457

Refer by :

समय : दोप 12.00 से रात 9.00 बजे तक

TIMING : Daily 12.00 Noon to 9.00 p.m.

Name : Patyanwar Age : 38/M Resi : देवास Date : 11/6/24

H. Come for medical checkup

No Gs - chest pain/no SOB.

no other medical illn

- ECG. WNL

- Blood test - Normal

- He is medically fit.

BP - 132/90

Dr. Pawan K. Chhilloria
M.B.B.S., M.D. (Med.)
Consultant Physician & Cardiologist
Reg. No. (MP) 3899

Pan





Patient's Name: MR. SATYA NARAYAN MAURA
Age & Sex : 38 Yrs., Male
Referred by : DR. PAWAN CHILLORIA M.B.B.S.M.D.
Consultant Dr. : DR. PAWAN CHILLORIA M.B.B.S.M.D.

Ref.No. : 2425-0000455
Date : 11/06/2024

Haematology Examination



Test Name	Result	Normal Range
Heamoglobin	12.3 gm/dl	M: 13.5 - 18.0 F: 11-16
Total WBC Count	6,500 /cumm	4,000 - 11,000
Neutrophils	66 %	40 - 75
Lymphocytes	30 %	20 - 50
Monocytes	02 %	0 - 10
Eosinophils	02 %	1 - 6
Basophils	00 %	0 - 1
E.S.R. (Wintrob's Method)	14 mm	M: 1- 13 F: 1-20
P.C.V.	41.0 %	M: 40-52 F: 35-45
R.B.C. Count	5.26 mili/cumm	M: 4.5-6.5 F: 3.5-5.5
M.C.V.	77.95 fl.	74 - 96
M.C.H.	23.38 pg.	27 - 32
M.C.H.C	30.00 g/dl	30 - 35
Platelet Count	3.26 lacs/cumm	1.5 - 4.5
Blood Group	"B"	
Rh (D)	Positive	

PRIME
PATHOLOGY





Patient's Name: MR. SATYA NARAYAN MAURA
Age & Sex : 38 Yrs., Male
Referred by : DR. PAWAN CHILLORIA M.B.B.S.M.D.
Consultant Dr. : DR. PAWAN CHILLORIA M.B.B.S.M.D.

Ref.No. : 2425-0000455
Date : 11/06/2024

Thyroid Test



Test Name	Result	Normal Range
Total Triiodothyronine (T3)	1.21 ng/ml	0.60- 1.81
Total Thyroxine (T4)	5.26 ug/dl	4.5 - 12.6
Thyroid Stimulating Hormone (TSH)	4.01 uIU/ml	0.34 - 5.5

PRIME
PATHOLOGY





Patient's Name: MR. SATYA NARAYAN MAURA
Age & Sex : 38 Yrs. Male
Referred by : DR. PAWAN CHILLORIA M.B.B.S.M.D.
Consultant Dr. : DR. PAWAN CHILLORIA M.B.B.S.M.D.

Ref.No. : 2425-0000455

Date : 11/06/2024



Test Name	Result	Normal Range
Biochemical Examination		
GLUCOSE FASTING	99.0 mg/dl	70-100
BLOOD UREA	25.0 mg/dl	15 - 40
S. CREATININE	0.84 mg/dl	0.5- 1.5
BLOOD UREA NITROGEN	11.68 mg/dl	5-21
S.CHOLESTEROL	162.0 mg/dl	150 - 240
H.D.L. CHOLESTEROL	44.0 mg/dl	30 - 70
S. TRIGLYCERIDES	179.0 mg/dl	< 150 Normal 150-200 borderline high >200 High
TOTAL LIPIDS	506.68 mg/dl	400 - 700
L.D.L. CHOLESTEROL	82.20 mg/dl	Low Risk < 100 Risk 139 - 160
V.L.D.L.	35.80 mg/dl	upto 40
RISK RATIO	3.68	Up to 4.97
S. URIC ACID	5.2 mg/dl	M: 2.5-7 F: 1.5 - 6
S. CALCIUM	9.8 mg/dl	8.5 - 10.5
S. SODIUM	142.0 mEq/L	135 - 148
S. POTASSIUM	4.26 mEq/L	3.5 - 5.0
S. CHLORIDE	101.0 mEq/L	96 - 108

Normal
High Risk > 160





Patient's Name: MR. SATYA NARAYAN MAURA
Age & Sex : 38 Yrs., Male
Referred by : DR. PAWAN CHILLORIA M.B.B.S.M.D.
Consultant Dr. : DR. PAWAN CHILLORIA M.B.B.S.M.D.

Ref.No. : 2425-0000455
Date : 11/06/2024

Liver Profile



Test Name	Result	Normal Range
TOTAL BILIRUBIN	0.99 mg/dl	0.0 - 1.00
DIRECT BILIRUBIN	0.54 mg/fl	0.0 - 0.25
INDIRECT BILIRUBIN	0.45 mg/dl	0.0 - 0.75
S.G.O.T.	26.0 IU/L	upto 49
S.G.P.T.	31.0 IU/L	upto 40
ALKALINE PHOSHPHATASE	179.0 IU/L	Ad. 100-250 Ch. 250-770
TOTAL PROTEINS	7.2 g/dl	6.2 - 8.3
ALBUMIN	4.6 g/dl	3.5 - 5.0
GLOBULIN	2.60 g/dl	2.3 - 3.5
A/G RATION	1.77:1	1.2-1.8 : 1
P.T. Patient	14 Sec.	14 Sec.
HbsAg	Non Reactive	
I.N.R.	1.00	



PRIME PATHOLOGY HOSPITAL



PATHOLOGY
Fully Comngnularirs Pathology Lab

+91-8770552644, 9827435781
amitshree96@gmail.com
105-A, Civil Line Main Road,
Dewas - M.P. 455001

Name : **MR SATYA NARAYAN MAURYA** DATE : **11/06/2024**
Age & Sex : 38. YRS male
Referred by : DR. PAWAN CHILLORIA M.B.B.S.M.D.
Consultant Dr. : DR. PAWAN CHILLORIA M.B.B.S.M.D.

Parameter	Result	Unit	Biological Reference
Hb A1C Suggested level MATHOD -BIO-RAD HPLC	5.2 %	of Total Hb	>8.0 Action <7.0 Goal <6.0 Non-diabetic
Mean Blood Glucose Calculated	112.0	mg/dL	0 - 154

Degree of Glucose Control Normal Range:
 Poor Control >7.0% *
 Good Control 6.0 - 7.0% **Non-diabetic level < 6.0 %
 * High risk of developing long term complication such as retinopathy, nephropathy, neuropathy, cardiopathy, etc.
 * Some danger of hypoglycemic reaction in Type I diabetics.
 * Some glucose intolerant individuals and "subclinical" diabetics may demonstrate HbA1c levels in this area.
 HbA1c is used for monitoring diabetic control. It reflects the estimated average glucose (eAG).
 Trends in HbA1c are a better indicator of diabetic control than a solitary test.
 To estimate the eAG from the HbA1C value, the following equation is used: $eAG(mg/dl) = 28.7 * A1c - 46.7$
 HbA1C Estimation can get affected due to .1) Anaemia .2) Chronic renal failure .3) Vitamin A .4) Vitamin C .5) HbA1
 c is falsely low in diabetics with hemolytic disease Fructosamine is recommended in these patients which indicates diabetes control over 15 days .6
) Interference of Haemoglobinopathies in HbA1c estimation .A) HbF > 5%, an alternate platform (Boronate affinity chromatography) is recommended for testing of HbA1c.B) Homozygous hemoglobinopathy is detected, fructosamine is recommended for monitoring diabetic statusC) Heterozygous state detected (D10/ turbo is corrected for HbS and HbC trait).Hemoglobin electrophoresis (HPLC method) is recommended for detecting hemoglobinopathy.

-----End Of Report-----





Patient's Name: MR. SATYA NARAYAN MAURA
Age & Sex : 38 Yrs., Male
Referred by : DR. PAWAN CHILLORIA M.B.B.S.M.D.
Consultant Dr. : DR. PAWAN CHILLORIA M.B.B.S.M.D.

Ref.No. : 2425-0000455
Date : 11/06/2024

EXAMINATION OF URINE



Physical Examination

Collection From : Lab
Sample Collection : Random
Quantity : 30 ml
Colour : Pale Yellow
Appearance : Clear
Specific Gravity : 1.015

Chemical Examination

Reaction : Acidic
Albumin : Nil
Sugar : Nil
Ketone Bodie : Nil
Bile Salts : Nil
Bile Pigment : Absent
Occult Blood : Negative

Microscopic Examination

(After Centrifugation at 2000 rpm. for 5 minuts)

Leucocytes(Pus Cells) : 2-3 /hpf
Epithelial Cells : 1-2 /hpf
Red Blood Cells : NIL /hpf
Crystals : Nil
Spermatozoa : Absent
Parasites : Absent
Cast : Nil
Yeast Cells : Absent
Bacteria : Nil

Trichomonas Vaginalls: Absent





भारत सरकार
Government of India



रत्ननारायण मौर्य
Atyanarayan Maurya
जन्म तिथि/DOB: 08/01/1988
पुरुष / MALE



5834 3343 5983

मेरा आधार, मेरी पहचान



भारतीय विशिष्ट पहचान प्राधिकरण
Unique Identification Authority of India

पता:
आत्मज: ओमप्रकाश मौर्य, गांव
अमावाकला, पोस्ट बसौली, अमंवन
खुर्द, जौनपुर,
उत्तर प्रदेश - 223102

Address:
S/O: Omprakash Maurya, village.
amawakala, post basauli,
Amanwan Khurd, Jaunpur,
Uttar Pradesh - 223102

5834 3343 5983



1047*



help@uidai.gov.in


WWW

www.uidai.gov.in

Scanned






 GPS Map Camera



Dewas, Madhya Pradesh, India
106, Mendki Rd, Vinayak Hospital, Pachunkar Colony, Itawa, Dewas,
Madhya Pradesh 455001, India
Lat 22.964866°
Long 76.045054°
11/06/24 09:12 AM GMT +05:30



 GPS Map Camera



Dewas, Madhya Pradesh, India

106, Mendki Rd, Vinayak Hospital, Pachunkar Colony, Itawa, Dewas,
Madhya Pradesh 455001, India

Lat 22.964867°


Long 76.045054°


11/06/24 01:34 PM GMT +05:30



Scanned with OKEN Scanner



 GPS Map Camera



Dewas, Madhya Pradesh, India
X27V+GRP, Kalani Bagh, Tarani Colony, Pachunkar Colony, Ram Nagar,
Dewas, Madhya Pradesh 455001, India
Lat 22.964071°
Long 76.044467°
11/06/24 02:02 PM GMT +05:30



INTENSIVE CARE UNIT (I.C.U.)
ICU

EMERGENCY

GPS Map Camera



Dewas, Madhya Pradesh, India
01, LIG Colony, Pachunkar Colony, Ram Nagar, Dewas, Madhya Pradesh
455001, India
Lat 22.964169°
Long 76.04471°
11/06/24 02:03 PM GMT +05:30



भारत सरकार

Government of India



जत्यन्नारायण मौर्य

Jatyannarayan Maurya

जन्म तिथि/ DOB: 08/01/1986

पुरुष / MALE



5834 3343 5983

मेरा आधार, मेरी पहचान



भारतीय विशिष्ट पहचान प्राधिकरण

Unique Identification Authority of India

पता:

आत्मज: ओमप्रकाश मौर्य, गांव
अमावाकला, पोस्ट बसौली, अमंवन
खुर्द, जौनपुर,
उत्तर प्रदेश - 223102

Address:

S/O: Omprakash Maurya, village
amawakala, post basauli,
Amanwan Khurd, Jaunpur,
Uttar Pradesh - 223102

5834 3343 5983



1947*



help @ uidai.gov.in

WWW

www.uidai.gov.in