



Please correlate clinically.

Impression: Fatty liver grade II

No free fluid is seen in the peritoneal cavity.

Prostate is grossly normal in size, outline and echotexture.

Urinary bladder appears well distended. The wall thickness is normal. No evidence of any calculus or mass lesion could be seen within the bladder or at UV junctions.

Left kidney is normal in size (51x92mm) and outline. Cortical thickness and echogenicity are normal. The C-M differentiation is maintained. No obvious calculus or hydronephrosis is seen.

Right kidney is normal in size (48x91mm) and outline. Cortical thickness and echogenicity are normal. The C-M differentiation is maintained. No obvious calculus or hydronephrosis is seen.

Spleen is normal in size, outline and echotexture.

Pancreas is partially obscured by bowel gas. Visualized portion is grossly normal in size and echotexture.

Proximal CBD is normal in caliber.

Gall bladder is well distended and shows anechoic lumen. The wall thickness is normal. No evidence of any mass or calculus is seen. No pericholecystic fluid is seen.

II. No focal lesion is seen. IHBRs are not dilated.

Liver enlarged in size 156mm decreased in echogenicity and shows fatty changes grade

Referred By	: Dr.	Age/Sex	: 30Y/M
Exam Date	: 23/07/2022		
Patient Name	: Jaiver		

ULTRASOUND WHOLE ABDOMEN

DIVYANSHI HOSPITAL ETAWAH



DIVYANSHI FRACTURE & MATERNITY HOSPITAL PVT. LTD.

Ramnagar Road, Etawah



PATHOLOGY REPORT

Lab. No : 1462	Date : 23/Jul/2022
Patient Name : Mr. JAYVEER	Guardian Name : S/O VIJAY CHANDRA
Age/Gender : 31 Years/M	Referred By : Dr. M.S.Pal
Sample Date & Time : 23/Jul/2022 11:47	
Test Requested : BOB HEALTH TESTS	

BOB HEALTH TESTS

cbc

P.L.T 235

PLT

Remarks :-

ESR (Erythrocyte Sedimentation Ra 10.00

mm 1st hr.0.00 - 15.00 mm 1st hr.

Remarks :-

Blood Group

ABO

RH

A+ve
Positive

Remarks :-

BIO-CHEMISTRY

Serum Calcium

10.20

mg/dl 8.10 - 10.40 mg/dl

Remarks :-

Blood Sugar (F)

80.70

mg/dl 70.00 - 110.00 mg/dl

Remarks :-

Blood Sugar (PP)

97.40

mg/dl 60.00 - 140.00 mg/dl

Remarks :-

Cholesterol

164.20

mg/dl 140.00 - 200.00 mg/dl

HDL Cholesterol

39.40

mg/dl 30.00 - 70.00 mg/dl

LDL Cholesterol

33.10

mg/dl 0.00 - 150.00 mg/dl

Triglycerides

69.20

mg/dl 35.00 - 160.00 mg/dl

SGPT

32.20

IU/L 5.00 - 40.00 IU/L

Remarks :-

SGOT

36.50

IU/L 5.00 - 40.00 IU/L

Remarks :-



GAMA GLUTAMYL TRANSFERASE (G 15.2

आयुक्त वृद्धांगी से प्राप्तित गर्भावस्था : कम्प्लेटाईण्ड नैब

All Tests have technical limitations. Clinical Correlation with test is a must.

In case of disparity, report test immediately. Not Valid for medical/legal purposes.





DIVYANSHI FRACTURE & MATERNITY HOSPITAL PVT. LTD.



Ramnagar Road, Etawah

PATHOLOGY REPORT


Lab. No	: 1462	Date	: 23/Jul/2022
Patient Name	: Mr. JAYVEER	Guardian Name	: S/O VIJAY CHANDRA
Age/Gender	: 31 Years/M	Sample Date & Time	: 23/Jul/2022 11:47
Referred By	: Dr. M.S.Pal		

Test Requested	: BOB HEALTH TESTS
----------------	--------------------

Observed Values Unit Biological Ref. Range

Serum Bilirubin	0.72	mg/dl	0.10 - 1.00 mg/dl
Bilirubin, Direct	0.41	mg/dl	0.00 - 0.40 mg/dl
Bilirubin, Indirect	0.31	mg/dl	0.00 - 1.00 mg/dl
Remarks:-			
Alkaline Phosphatase	80.10	IU/L	80.00 - 308.00 IU/L
Total Protein	7.5	gm/dl	
Albumin	4.30	g/dl	3.20 - 5.00 g/dl
Globulin	3.2	gm/dl	
Serum Creatinine	0.90	mg/dl	0.60 - 1.40 mg/dl
Remarks:-			
BUN	16.20	mg/dl	7.00 - 23.00 mg/dl
BUN	5.1	mg/dl	3.4 - 7.0 mg/dl
Uric Acid, Serum			
Remarks:-			
SEROLOGY	5.20	%	4.00 - 5.60 %
Remarks:-			

URINE EXAMINATION



Urine R/M	PHYSICAL EXAMINATION
Volume	10 ML
Colour	Light Yellow
Appearance	Clear
Sediment	Absent
Specific Gravity	1.015

All Tests Clear technical limitations. In case of disparity, report test immediately. Not Valid for medico legal purposes. Clinical Absent

आयुर्विज्ञान परीक्षा : कम्प्यूटरीकृत





DIVYANSHI FRACTURE & MATERNITY HOSPITAL PVT. LTD.



Ramnagar Road, Etawah

PATHOLOGY REPORT

Lab. No	: 1462
Patient Name	: Mr. JAYVEER
Age/Gender	: 31 Years/M
Referred By	: Dr. M.S.Pal
Sample Date & Time	: 23/Jul/2022 11:47
Date	: 23/Jul/2022
Guardian Name	: S/O VIJAY CHANDRA
Test Requested	: BOB HEALTH TESTS

Observed Values	Unit	Biological Ref. Range
-----------------	------	-----------------------

CHEMICAL EXAMINATION

Acidic

Absent

Absent

Absent

Absent

Absent

Absent

Absent

Absent

MACROSCOPICAL EXAMINATION

Epithelial Cell

1-2

Pus Cell

0-1

RBC

Absent

Bacteria

Absent

Casts

Absent

Others

Absent

Remarks :-

HORMONAL ASSAY

T3

1.75

ng/ml

0.74 - 1.79 ng/ml

T4

7.24

µg/dL


4.70 - 12.80 µg/dL



All Tests have technical limitations. Clinical Correlation with test is a must.

In case of disparity, report test immediately. Not Valid for medico legal purposes.

आयुक्त उपकरणों से सुसज्जित पूर्णतया : कम्प्यूटाइज्ड लैब



Path/Tech

ETAWAH

FRACTURE & MATERNITY HOSPITAL

ETAWAH

FRACTURE & MATERNITY HOSPITAL

ETAWAH

FRACTURE & MATERNITY HOSPITAL

ETAWAH

FRACTURE & MATERNITY HOSPITAL

ETAWAH

FRACTURE & MATERNITY HOSPITAL

ETAWAH

FRACTURE & MATERNITY HOSPITAL

ETAWAH

FRACTURE & MATERNITY HOSPITAL

ETAWAH

FRACTURE & MATERNITY HOSPITAL

ETAWAH

FRACTURE & MATERNITY HOSPITAL

ETAWAH

FRACTURE & MATERNITY HOSPITAL

ETAWAH

FRACTURE & MATERNITY HOSPITAL

ETAWAH

FRACTURE & MATERNITY HOSPITAL

ETAWAH

FRACTURE & MATERNITY HOSPITAL

ETAWAH

FRACTURE & MATERNITY HOSPITAL

ETAWAH

FRACTURE & MATERNITY HOSPITAL

ETAWAH

FRACTURE & MATERNITY HOSPITAL

ETAWAH



DIVYANSHI FRACTURE & MATERNITY HOSPITAL PVT. LTD.

Ramnagar Road, Etawah



** End of Report **



आधुनिक उपकरणों से सुसज्जित पूर्णतया : कम्प्यूटाइज्ड लेब

All Tests have technical limitations. Clinical Correlation with test is a must. In case of disparity, report test immediately. Not Valid for medico legal purposes.



TSH (Thyroid Stimulating Hormone) 2.16
 Unit uu/ml
 Biological Ref. Range Adults
 Euthyroid : 0.44 - 3.45 uu/ml
 Suggestive of Hyperthyroidism : < 0.44 uu/ml
 Suggestive of Hypothyroid : > 3.45 uu/ml
 Additional tests of Hypothyroidism : FT3 and FT4
 Additional tests of Hypothyroidism : FT4
 Note:
 Please allow a period of 4-6 weeks for a repeat sample after any DOSE ADJUSTMENTS (or Irregularity of dose/ Skipping of Dose)
 Children upto 18 years should be referred to the Pediatric reference range.
 Clinically non correlating samples are suggested to perform free hormone estimation.

Lab. No	: 1462
Patient Name	: Mr. JAYVEER
Age/Gender	: 31 Years/M
Referred By	: Dr. M.S.Pal
Sample Date & Time	: 23/Jul/2022 11:47
Guardian Name	: S/O VIJAY CHANDRA
Date	: 23/Jul/2022
Test Requested	: BOB HEALTH TESTS



DIVYANSHI FRACTURE & MATERNITY HOSPITAL PVT. LTD.

Ramnagar Road, Etawah



PATHOLOGY REPORT

DIVYANSHI HOSPITAL Report

Sample ID: 8 Test Time: 23/Jul/2022 1:54 PM Mode: OV-WB-CBC+SDIFF Inst: Hematology

Name: JAYVEER Patient ID: Dept: DR. M S PAL, D-ORTHO Diagnosis:

Gender: Male Age: 31 Year Bed No.:

Comments:

Parameter Result Unit Refrange


Parameter	Result	Unit	Refrange
WBC	7.25	10 ⁹ /L	4.00-10.00
Neu#	6.35	10 ⁹ /L	2.00-7.00
Lym#	1.89	10 ⁹ /L	0.80-4.00
Mon#	0.69	10 ⁹ /L	0.12-1.20
Eos#	0.35	10 ⁹ /L	0.02-0.50
Bas#	0.00	10 ⁹ /L	0.00-0.10
Neu%	56.3	%	50.0-70.0
Lym%	21.8	%	20.0-40.0
Mon%	5.1	%	3.0-12.0
Eos%	2.6	%	0.5-5.0
Bas%	0.0	%	0.0-1.0
RBC	4.35	10 ¹² /L	4.00-5.50
HGB	13.2	g/dL	12.0-16.0
HCT	43.2	%	40.0-54.0
MCV	82.3	fL	80.0-100.0
MCH	29.5	pg	27.0-34.0
MCHC	33.3	g/dL	32.0-36.0
RDW-CV	20.5	%	11.0-16.0
RDW-SD	51.4	fL	35.0-56.0
PLT	235	10 ⁹ /L	100-300
MPV	10.4	fL	6.5-12.0
PDW	15.9	%	9.0-17.0
PCT	0.244	%	0.108-0.282
P-LCC	80	10 ⁹ /L	30-90
P-LCR	34.1	%	11.0-45.0

RBC Abn Distribution
Microcytosis
Anemia

RBC Flag

PLT Flag

WBC Flag

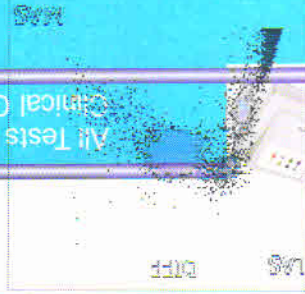


आर्ति क रक्ताणु वी र्णालिन व र्णालया : कर्ण्टरिडर वी

In case of disparity, report test immediately. Not Valid for medico legal purposes.

WBC

DIFF



PLT

RBC