

PATIENT NAME : MANOJ T E

REF. DOCTOR : SELF

CODE/NAME & ADDRESS : CA00010147 -

MEDIWHEEL ARCOFEMI HEALTHCARE LIMITED
F701A, LADO SARAI, NEW DELHI,SOUTH DELHI,
DELHI,
SOUTH DELHI 110030
8800465156ACCESSION NO : **4177WL003894**

PATIENT ID : MANOM0705894177

CLIENT PATIENT ID:

ABHA NO :

AGE/SEX : 34 Years Male

DRAWN :

RECEIVED : 30/12/2023 09:49:11

REPORTED : 30/12/2023 13:40:24

Test Report Status	<u>Preliminary</u>	Results	Biological Reference Interval	Units
--------------------	--------------------	---------	-------------------------------	-------

MEDIWHEEL HEALTH CHEKUP BELOW 40(M)TMT RESULT PENDING**OPHTHAL** RESULT PENDING**TREADMILL TEST** RESULT PENDING**PHYSICAL EXAMINATION** RESULT PENDING

View Details



View Report

PERFORMED AT :DDRC AGILUS PATHLABS LIMITED
Room A1, Ground Floor, Sitaram Tejal,
Opp.110KV Substation, Ashwini Junction
TRICHUR, 680022
KERALA, INDIA
Tel : 93334 93334
Email : customercare.ddrc@agilus.in

Patient Ref. No. 66600007301808

PATIENT NAME : MANOJ T E		REF. DOCTOR : SELF	
CODE/NAME & ADDRESS : CA00010147 - MEDIWHEEL ARCOFEMI HEALTHCARE LIMITED F701A, LADO SARAI, NEW DELHI,SOUTH DELHI, DELHI, SOUTH DELHI 110030 8800465156	ACCESSION NO : 4177WL003894	AGE/SEX : 34 Years Male	
	PATIENT ID : MANOM0705894177	DRAWN :	
	CLIENT PATIENT ID:	RECEIVED : 30/12/2023 09:49:11	
	ABHA NO :	REPORTED : 30/12/2023 13:40:24	

Test Report Status	Preliminary	Results	Units
--------------------	-------------	---------	-------

MEDIWHEEL HEALTH CHEKUP BELOW 40(M)TMT

ECG WITH REPORT

**REPORT
COMPLETED**

USG ABDOMEN AND PELVIS

**REPORT
COMPLETED**

CHEST X-RAY WITH REPORT

**REPORT
COMPLETED**

HAEMATOLOGY

MEDIWHEEL HEALTH CHEKUP BELOW 40(M)TMT

GLYCOSYLATED HEMOGLOBIN(HBA1C), EDTA WHOLE BLOOD

HBA1C	6.1	Normal	: 4.0 -	%
		5.6%.		
		Non-diabetic level	: < 5.7%.	
		Diabetic	: >6.5%	

Glycemic control goal
 More stringent goal : < 6.5 %.
 General goal : < 7%.
 Less stringent goal : < 8%.

Glycemic targets in CKD :-
 If eGFR > 60 : < 7%.
 If eGFR < 60 : 7 - 8.5%.

MEAN PLASMA GLUCOSE	128.4 High	< 116.0	mg/dL
---------------------	-------------------	---------	-------

TINTU MARIYA
LAB TECHNOLOGIST

DR. SINDHU GEORGE, MBBS, MD
(Reg No TCMC:28380)
QUALITY MANAGER

SREEDEVI MP
LAB TECHNOLOGIST



View Details



View Report

PATIENT NAME : MANOJ T E

REF. DOCTOR : SELF

CODE/NAME & ADDRESS : CA00010147 -

MEDIWHEEL ARCOFEMI HEALTHCARE LIMITED
F701A, LADO SARAI, NEW DELHI,SOUTH DELHI,
DELHI,
SOUTH DELHI 110030
8800465156ACCESSION NO : **4177WL003894**

PATIENT ID : MANOM0705894177

CLIENT PATIENT ID:

ABHA NO :

AGE/SEX : 34 Years Male

DRAWN :

RECEIVED : 30/12/2023 09:49:11

REPORTED : 30/12/2023 13:40:24

Test Report Status	Preliminary	Results	Units
--------------------	-------------	---------	-------

BLOOD COUNTS,EDTA WHOLE BLOOD

HEMOGLOBIN	16.1	13.0 - 17.0	g/dL
RED BLOOD CELL COUNT	5.60 High	4.5 - 5.5	mil/ μ L
WHITE BLOOD CELL COUNT	5.27	4.0 - 10.0	thou/ μ L
PLATELET COUNT	236	150 - 410	thou/ μ L

RBC AND PLATELET INDICES

HEMATOCRIT	48.9	40 - 50	%
MEAN CORPUSCULAR VOL	87.4	83 - 101	fL
MEAN CORPUSCULAR HGB.	28.7	27.0 - 32.0	pg
MEAN CORPUSCULAR HEMOGLOBIN CONCENTRATION	32.8	31.5 - 34.5	g/dL
RED CELL DISTRIBUTION WIDTH	13.0	11.6 - 14.0	%
MENTZER INDEX	15.6		
MEAN PLATELET VOLUME	8.7	6.8 - 10.9	fL

WBC DIFFERENTIAL COUNT

SEGMENTED NEUTROPHILS	53	40 - 80	%
LYMPHOCYTES	40	20 - 40	%
MONOCYTES	04	2 - 10	%
EOSINOPHILS	03	1 - 6	%
BASOPHILS	00	< 1 - 2	%
ABSOLUTE NEUTROPHIL COUNT	2.79	2.0 - 7.0	thou/ μ L
ABSOLUTE LYMPHOCYTE COUNT	2.11	1 - 3	thou/ μ L
ABSOLUTE MONOCYTE COUNT	0.21	0.20 - 1.00	thou/ μ L
ABSOLUTE EOSINOPHIL COUNT	0.16	0.02 - 0.50	thou/ μ L
NEUTROPHIL LYMPHOCYTE RATIO (NLR)	1.2		

TINTU MARIYA
LAB TECHNOLOGISTDR. SINDHU GEORGE, MBBS, MD
(Reg No TCMC:28380)
QUALITY MANAGERSREEDEVI MP
LAB TECHNOLOGIST

Page 3 Of 9



View Details



View Report

PERFORMED AT :DDRC AGILUS PATHLABS LIMITED
Room A1, Ground Floor, Sitaram Tejal,
Opp.110KV Substation, Ashwini Junction
TRICHUR, 680022
KERALA, INDIA
Tel : 93334 93334
Email : customercare.ddrc@agilus.in

Patient Ref. No. 66600007301808

PATIENT NAME : MANOJ T E

REF. DOCTOR : SELF

CODE/NAME & ADDRESS : CA00010147 -

MEDIWHEEL ARCOFEMI HEALTHCARE LIMITED
F701A, LADO SARAI, NEW DELHI,SOUTH DELHI,
DELHI,
SOUTH DELHI 110030
8800465156

ACCESSION NO : 4177WL003894

PATIENT ID : MANOM0705894177

CLIENT PATIENT ID:

ABHA NO :

AGE/SEX : 34 Years Male

DRAWN :

RECEIVED : 30/12/2023 09:49:11

REPORTED : 30/12/2023 13:40:24

Test Report Status	Preliminary	Results	Units
--------------------	-------------	---------	-------

ERYTHROCYTE SEDIMENTATION RATE (ESR),EDTA BLOOD

SEDIMENTATION RATE (ESR)	08	0 - 14	mm at 1 hr
--------------------------	----	--------	------------

SUGAR URINE - POST PRANDIAL

SUGAR URINE - POST PRANDIAL	NOT DETECTED	NOT DETECTED
-----------------------------	--------------	--------------

SUGAR URINE - FASTING

SUGAR URINE - FASTING	NOT DETECTED	NOT DETECTED
-----------------------	--------------	--------------

IMMUNOHAEMATOLOGY**MEDIWHEEL HEALTH CHEKUP BELOW 40(M)TMT****ABO GROUP & RH TYPE, EDTA WHOLE BLOOD**

ABO GROUP	TYPE A
RH TYPE	POSITIVE

Interpretation(s)

ABO GROUP & RH TYPE, EDTA WHOLE BLOOD-Blood group is identified by antigens and antibodies present in the blood. Antigens are protein molecules found on the surface of red blood cells. Antibodies are found in plasma. To determine blood group, red cells are mixed with different antibody solutions to give A,B,O or AB.

Disclaimer: "Please note, as the results of previous ABO and Rh group (Blood Group) for pregnant women are not available, please check with the patient records for availability of the same."

The test is performed by both forward as well as reverse grouping methods.

BIO CHEMISTRY

Page 4 Of 9


TINTU MARIYA
LAB TECHNOLOGIST


DR. SINDHU GEORGE, MBBS, MD
(Reg No TCMC:28380)
QUALITY MANAGER



View Details



View Report

PERFORMED AT :

DDRC AGILUS PATHLABS LIMITED
Room A1, Ground Floor, Sitaram Tejal,
Opp.110KV Substation, Ashwini Junction
TRICHUR, 680022
KERALA, INDIA
Tel : 93334 93334
Email : customercare.ddrc@agilus.in



Patient Ref. No. 66600007301808

PATIENT NAME : MANOJ T E

REF. DOCTOR : SELF

CODE/NAME & ADDRESS : CA00010147 -
 MEDIWHEEL ARCOFEMI HEALTHCARE LIMITED
 F701A, LADO SARAI, NEW DELHI,SOUTH DELHI,
 DELHI,
 SOUTH DELHI 110030
 8800465156

ACCESSION NO : **4177WL003894**
PATIENT ID : MANOM0705894177
CLIENT PATIENT ID:
ABHA NO :

AGE/SEX : 34 Years Male
DRAWN :
RECEIVED : 30/12/2023 09:49:11
REPORTED : 30/12/2023 13:40:24

Test Report Status	Preliminary	Results	Units
--------------------	-------------	---------	-------

MEDIWHEEL HEALTH CHEKUP BELOW 40(M)TMT

BUN/CREAT RATIO

BUN/CREAT RATIO 6.45 5.00 - 15.00

CREATININE, SERUM

CREATININE 0.93 18 - 60 yrs : 0.9 - 1.3 mg/dL

GLUCOSE, POST-PRANDIAL, PLASMA

GLUCOSE, POST-PRANDIAL, PLASMA 91
 Diabetes Mellitus : > or = 200. mg/dL
 Impaired Glucose tolerance/
 Prediabetes : 140 - 199.
 Hypoglycemia : < 55.

GLUCOSE FASTING,FLUORIDE PLASMA

FBS (FASTING BLOOD SUGAR) 101
 Diabetes Mellitus : > or = 126. mg/dL
 Impaired fasting Glucose/
 Prediabetes : 101 - 125.
 Hypoglycemia : < 55.

LIVER FUNCTION TEST WITH GGT

BILIRUBIN, TOTAL 0.70 General Range : < 1.1 mg/dL
 BILIRUBIN, DIRECT 0.23 General Range : < 0.3 mg/dL
 BILIRUBIN, INDIRECT 0.47 0.00 - 1.00 mg/dL
 TOTAL PROTEIN 7.5 Ambulatory : 6.4 - 8.3 g/dL
 Recumbant : 6 - 7.8
 ALBUMIN 5.1 20-60yrs : 3.5 - 5.2 g/dL
 GLOBULIN 2.4 2.0 - 4.1 g/dL
 ALBUMIN/GLOBULIN RATIO **2.1 High** 1.0 - 2.0 RATIO

TINTU MARIYA
LAB TECHNOLOGIST

DR. SINDHU GEORGE, MBBS, MD
(Reg No TCMC:28380)
QUALITY MANAGER



View Details



View Report

PERFORMED AT :

DDRC AGILUS PATHLABS LIMITED
 Room A1, Ground Floor, Sitaram Tejal,
 Opp.110KV Substation, Ashwini Junction
 TRICHUR, 680022
 KERALA, INDIA
 Tel : 93334 93334
 Email : customercare.ddrc@agilus.in



Patient Ref. No. 66600007301808

PATIENT NAME : MANOJ T E **REF. DOCTOR : SELF**

CODE/NAME & ADDRESS : CA00010147 - MEDIWHEEL ARCOFEMI HEALTHCARE LIMITED F701A, LADO SARAI, NEW DELHI,SOUTH DELHI, DELHI, SOUTH DELHI 110030 8800465156	ACCESSION NO : 4177WL003894 PATIENT ID : MANOM0705894177 CLIENT PATIENT ID: ABHA NO :	AGE/SEX : 34 Years Male DRAWN : RECEIVED : 30/12/2023 09:49:11 REPORTED : 30/12/2023 13:40:24
---	---	--

Test Report Status	Preliminary	Results	Units
--------------------	-------------	---------	-------

ASPARTATE AMINOTRANSFERASE (AST/SGOT)	24	Adults : < 40	U/L
ALANINE AMINOTRANSFERASE (ALT/SGPT)	33	Adults : < 45	U/L
ALKALINE PHOSPHATASE	71	Adult(<60yrs) : 40 - 130	U/L
GAMMA GLUTAMYL TRANSFERASE (GGT)	35	Adult (male) : < 60	U/L

TOTAL PROTEIN, SERUM

TOTAL PROTEIN	7.5	Ambulatory : 6.4 - 8.3 Recumbant : 6 - 7.8	g/dL
---------------	-----	---	------

URIC ACID, SERUM

URIC ACID	6.3	Adults : 3.4-7	mg/dL
-----------	-----	----------------	-------

BLOOD UREA NITROGEN (BUN), SERUM

BLOOD UREA NITROGEN	6	Adult(<60 yrs) : 6 to 20	mg/dL
---------------------	---	--------------------------	-------

BIOCHEMISTRY - LIPID

MEDIWHEEL HEALTH CHEKUP BELOW 40(M)TMT

LIPID PROFILE, SERUM

CHOLESTEROL	246 High	Desirable : < 200 Borderline : 200-239 High : >or= 240	mg/dL
TRIGLYCERIDES	242 High	Normal : < 150 High : 150-199 Hypertriglyceridemia : 200-499 Very High : > 499	mg/dL
HDL CHOLESTEROL	45	General range : 40-60	mg/dL

DR. SINDHU GEORGE, MBBS, MD
(Reg No TCMC:28380)
QUALITY MANAGER

TINTU MARIYA
LAB TECHNOLOGIST



View Details



View Report

PERFORMED AT :

DDRC AGILUS PATHLABS LIMITED
Room A1, Ground Floor, Sitaram Tejal,
Opp.110KV Substation, Ashwini Junction
TRICHUR, 680022
KERALA, INDIA
Tel : 93334 93334
Email : customercare.ddrc@agilus.in



Patient Ref. No. 66600007301808

PATIENT NAME : MANOJ T E

REF. DOCTOR : SELF

CODE/NAME & ADDRESS : CA00010147 -

MEDIWHEEL ARCOFEMI HEALTHCARE LIMITED
F701A, LADO SARAI, NEW DELHI, SOUTH DELHI,
DELHI,
SOUTH DELHI 110030
8800465156

ACCESSION NO : 4177WL003894

PATIENT ID : MANOM0705894177

CLIENT PATIENT ID:

ABHA NO :

AGE/SEX : 34 Years Male

DRAWN :

RECEIVED : 30/12/2023 09:49:11

REPORTED : 30/12/2023 13:40:24

Test Report Status	Preliminary	Results	Units
LDL CHOLESTEROL, DIRECT		167 High	mg/dL
		Optimum : < 100	
		Above Optimum : 100-129	
		Borderline High : 130-159	
		High : 160-189	
		Very High : > or = 190	
NON HDL CHOLESTEROL		201 High	mg/dL
		Desirable: Less than 130	
		Above Desirable: 130 - 159	
		Borderline High: 160 - 189	
		High: 190 - 219	
		Very high: > or = 220	
VERY LOW DENSITY LIPOPROTEIN		48.4 High	mg/dL
CHOL/HDL RATIO		5.5 High	
LDL/HDL RATIO		3.7 High	

SPECIALISED CHEMISTRY - HORMONE

MEDIWHEEL HEALTH CHEKUP BELOW 40(M)TMT

THYROID PANEL, SERUM

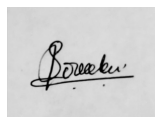
T3	90.50	20-50 yrs : 60-181	ng/dL
T4	5.50	3.2 - 12.6	µg/dl
TSH 3RD GENERATION	0.760	18-49 yrs : 0.4-4.2	µIU/mL

CLINICAL PATH - URINALYSIS

MEDIWHEEL HEALTH CHEKUP BELOW 40(M)TMT

PHYSICAL EXAMINATION, URINE

COLOR	PALE YELLOW
APPEARANCE	CLEAR


SREEDEVI MP
LAB TECHNOLOGIST

DR. SINDHU GEORGE, MBBS, MD
(Reg No TCMC:28380)
QUALITY MANAGER

TINTU MARIYA
LAB TECHNOLOGIST

View Details



View Report

Page 7 Of 9

PERFORMED AT :

DDRC AGILUS PATHLABS LIMITED
Room A1, Ground Floor, Sitaram Tejal,
Opp.110KV Substation, Ashwini Junction
TRICHUR, 680022
KERALA, INDIA
Tel : 93334 93334
Email : customercare.ddrc@agilus.in

Patient Ref. No. 66600007301808

PATIENT NAME : MANOJ T E

REF. DOCTOR : SELF

CODE/NAME & ADDRESS : CA00010147 -
 MEDIWHEEL ARCOFEMI HEALTHCARE LIMITED
 F701A, LADO SARAI, NEW DELHI,SOUTH DELHI,
 DELHI,
 SOUTH DELHI 110030
 8800465156

ACCESSION NO : 4177WL003894
PATIENT ID : MANOM0705894177
CLIENT PATIENT ID:
ABHA NO :

AGE/SEX : 34 Years Male
DRAWN :
RECEIVED : 30/12/2023 09:49:11
REPORTED : 30/12/2023 13:40:24

Test Report Status	Preliminary	Results	Units
--------------------	-------------	---------	-------

CHEMICAL EXAMINATION, URINE

PH	6.5	4.7 - 7.5	
SPECIFIC GRAVITY	1.025	1.003 - 1.035	
PROTEIN	NOT DETECTED	NOT DETECTED	
GLUCOSE	NOT DETECTED	NOT DETECTED	
KETONES	NOT DETECTED	NOT DETECTED	
BLOOD	NOT DETECTED	NOT DETECTED	
BILIRUBIN	NOT DETECTED	NOT DETECTED	
UROBILINOGEN	NORMAL	NORMAL	
NITRITE	NOT DETECTED	NOT DETECTED	

MICROSCOPIC EXAMINATION, URINE

RED BLOOD CELLS	NOT DETECTED	NOT DETECTED	/HPF
WBC	1-2	0-5	/HPF
EPITHELIAL CELLS	0-1	0-5	/HPF
CASTS	NOT DETECTED		
CRYSTALS	NOT DETECTED		
BACTERIA	NOT DETECTED	NOT DETECTED	

CLINICAL PATH - STOOL ANALYSIS

MEDIWHEEL HEALTH CHEKUP BELOW 40(M)TMT

PHYSICAL EXAMINATION,STOOL

COLOUR	BROWN	
CONSISTENCY	WELL FORMED	
MUCUS	ABSENT	NOT DETECTED
VISIBLE BLOOD	ABSENT	ABSENT

SREEDEVI MP
LAB TECHNOLOGIST

DR. SINDHU GEORGE, MBBS, MD
(Reg No TCMC:28380)
QUALITY MANAGER



View Details



View Report

PERFORMED AT :

DDRC AGILUS PATHLABS LIMITED
 Room A1, Ground Floor, Sitaram Tejal,
 Opp.110KV Substation, Ashwini Junction
 TRICHUR, 680022
 KERALA, INDIA
 Tel : 93334 93334
 Email : customercare.ddrc@agilus.in



Patient Ref. No. 66600007301808

PATIENT NAME : MANOJ T E

REF. DOCTOR : SELF

CODE/NAME & ADDRESS : CA00010147 -
MEDIWHEEL ARCOFEMI HEALTHCARE LIMITED
F701A, LADO SARAI, NEW DELHI,SOUTH DELHI,
DELHI,
SOUTH DELHI 110030
8800465156

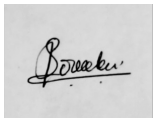
ACCESSION NO : **4177WL003894**
PATIENT ID : MANOM0705894177
CLIENT PATIENT ID:
ABHA NO :

AGE/SEX : 34 Years Male
DRAWN :
RECEIVED : 30/12/2023 09:49:11
REPORTED : 30/12/2023 13:40:24

Test Report Status	<u>Preliminary</u>	Results	Units
--------------------	--------------------	---------	-------

MICROSCOPIC EXAMINATION,STOOL

PUS CELLS	1-2		/hpf
RED BLOOD CELLS	NOT DETECTED	NOT DETECTED	/HPF
CYSTS	NOT DETECTED	NOT DETECTED	
OVA	NOT DETECTED		



SREEDEVI MP
LAB TECHNOLOGIST



DR. SINDHU GEORGE, MBBS, MD
(Reg No TCMC:28380)
QUALITY MANAGER



View Details



View Report

PERFORMED AT :

DDRC AGILUS PATHLABS LIMITED
Room A1, Ground Floor, Sitaram Tejal,
Opp.110KV Substation, Ashwini Junction
TRICHUR, 680022
KERALA, INDIA
Tel : 93334 93334
Email : customercare.ddrc@agilus.in



Patient Ref. No. 66600007301808



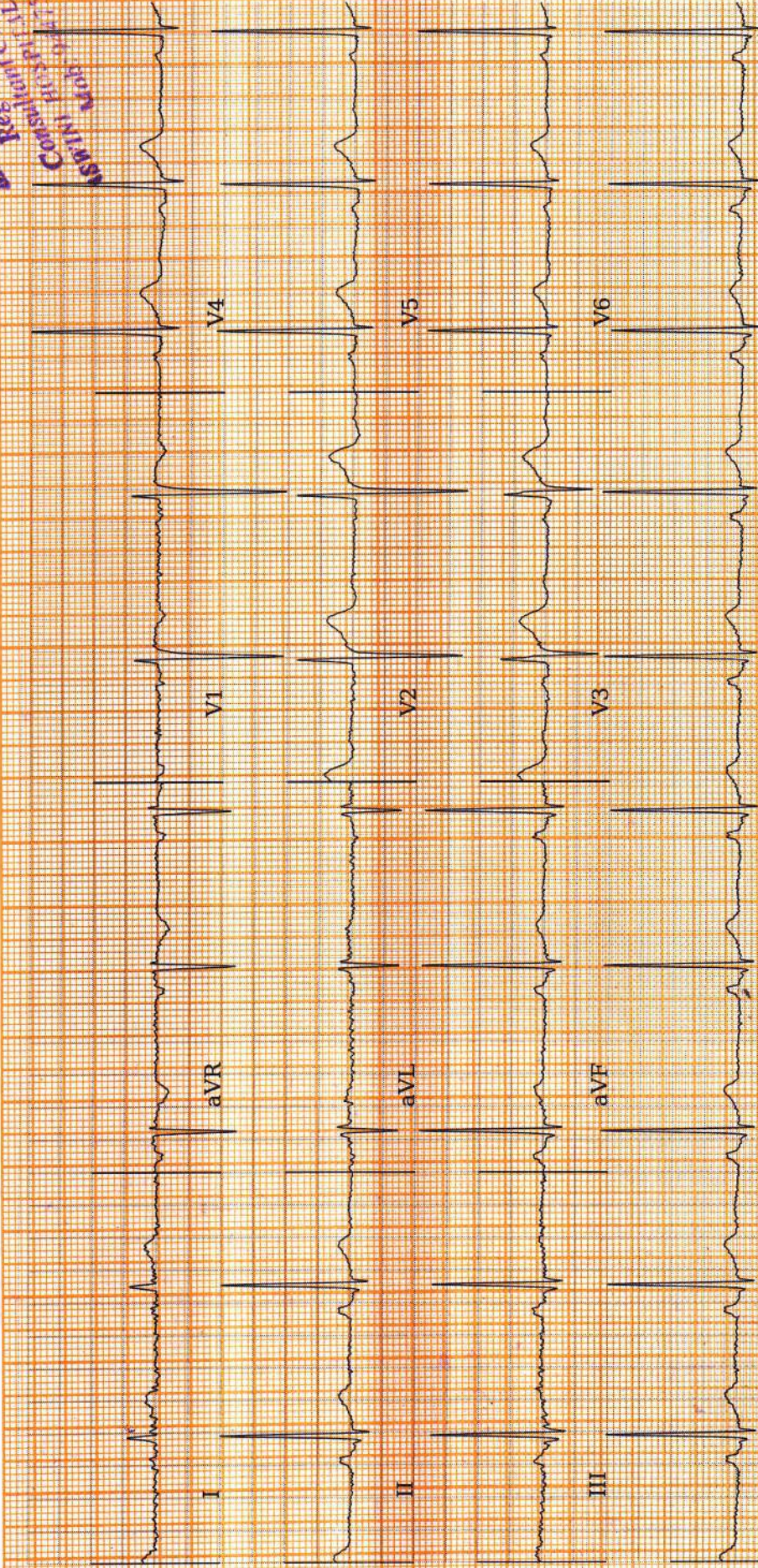
DDRC Agilus thrissur

Age / Gender: 34/Male
Patient ID: 3894
Patient Name: Manoj te


Date and Time: 30th Dec 23 10:32 AM

Eg w n l y

Dr. P. RAMOD. M(Card)
Reg. No: 27265
Trissur
DD (Medicine) (M) 11/11/2019
Consent No: 11/11/2019
Reg. No: 27265
Trissur

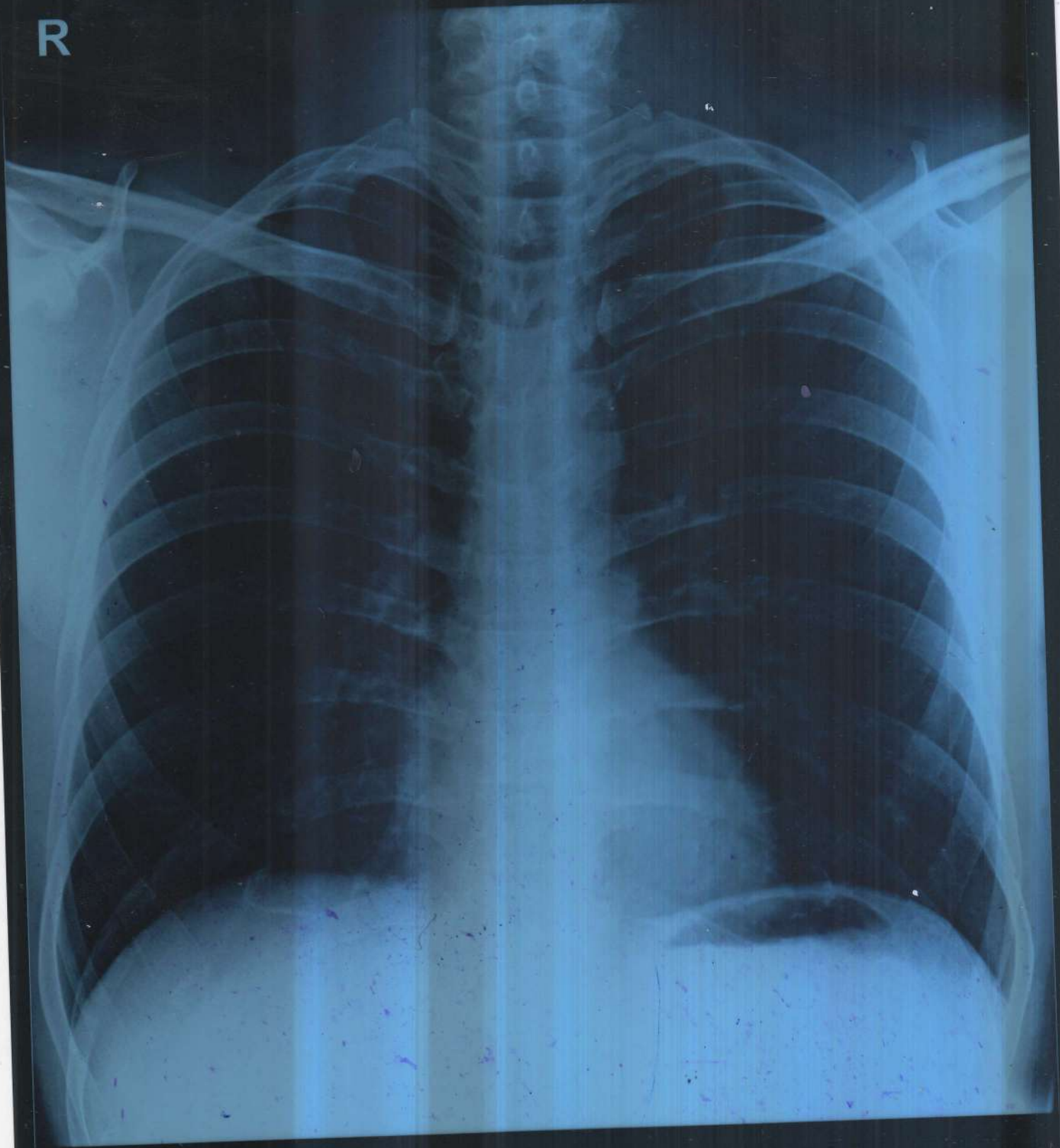


AR: 63bpm VR: 62bpm QRSD: 92ms QT: 372ms QTcB: 378ms P-R-T: 73° 79° 34°
25.0 mm/s 10.0 mm/mV 0-20Hz, 50Hz



Disclaimer: Analysis in this report is based on ECG alone and should only be used as an adjunct to clinical history, symptoms and results of other invasive and non-invasive tests and must be interpreted by a qualified physician.

R



MANOJ T E 34Y/M WL3894

CHEST-PA 30-Dec-23 10:16 AM

DDRC AGILUS, THRISSUR. PH9446425900

Name: MANOJ T E**Date: 30.12.2023****Age/Sex: 34 Y /MALE****CHEST X-RAY (PA View):**

Trachea is central.

Cardiac shadow appears normal in size and configuration.

Both lung fields are clear.

Bilateral costophrenic and cardiophrenic angles are clear.

No focal consolidation, effusion, pulmonary edema or pneumothorax.


Both hila appear normal.

Bony thorax and soft tissues are unremarkable.

IMPRESSION:

➤ **No significant abnormality detected.**




DR. ALPHA MARIA ABRAHAM
DMRD, DNB-REG NO:52753
CONSULTANT RADIOLOGIST

Dr. ALPHA MARIA ABRAHAM
DMRD, DNB
CONSULTANT RADIOLOGIST
Reg.No: 52753 (TCMC)



VISION CERTIFICATE

This is to certify that..... MANOJ T-E 33/m..... has been examined and results are as follows

	Right Eye	Left Eye
Distant Vision	6/6	6/6
Near vision	1/6	1/6
IOP(Intra ocular pressure)	14 mmHg	15 mmHg
Anterior segment	NORMAL	NORMAL
Fundus	NORMAL	NORMAL
Squint	Nil	Nil
Colour Vision	NORMAL	NORMAL

Doctor's Signature

Reshmi
DR. RESHMI E. GEORGE
M.B.B.S., MS(OPH)
CONSULTANT OPHTHALMOLOGIST
Reg.No : 44076

Place : THRISSUR

Date : 30/12/2023



Patient Name: Mr. MANOJ T E	Age: 34Y	Sex: Male
Ref. Consultant :	AC No: ,	Date: 30.12 .2023
Clinical details: Health check up		

USG ABDOMEN AND PELVIS

Liver measures 13.7 cm, normal in size and fatty in echotexture. No focal lesions seen. PV and CBD are normal in course and calibre. No dilatation of intrahepatic biliary radicals seen. Subphrenic spaces are normal.

Gall bladder is distended and appears normal.

Spleen measures 8.3 cm, normal in size and echotexture. No focal or diffuse lesions seen.

Pancreas (head & body) is normal in size and echotexture. No focal lesions seen. No duct dilatation or calcification seen. Tail is obscured.

Right kidney measures 8.8 x 3.8 cm. Normal in size and cortical echogenicity. Cortico medullary differentiation is maintained. No calculus or mass seen. No dilatation of pelvicalyceal system.

Left kidney measures 9.4 x 4.9 cm. Normal in size and cortical echogenicity. Cortico medullary differentiation is maintained. No calculus or mass seen. No dilatation of pelvicalyceal system.

Urinary bladder is distended. Wall appears normal. No calculus or mass seen.

Prostate measures 14 cc, normal

No ascites. Upper para aortic area normal. No significant bowel wall thickening noted.

IMPRESSION


➤ **Grade I fatty infiltration of liver.**


DR. BHARATH CHANDRAN G.
MBBS, MD-REG NO: 53107(TCMC)
CONSULTANT RADIOLOGIST

Thanks for your referral. Ultrasound reports need not be fully accurate. It has to be correlated clinically and with relevant investigations.

Dr. BHARATH CHANDRAN G
MBBS, MD
CONSULTANT RADIOLOGIST
Reg. No. : 53107 (TCMC)





भारत सरकार
GOVERNMENT OF INDIA



Manoj T E
 DOB: 07/05/1989
 MALE
 Mobile No: 9946022338

4887 8008 3127

എന്റെ ആധാർ, എന്റെ ഒഴിവു



Manoj TE 

34
9946022338

