



భారత ప్రభుత్వం  
Government of India


భారత విశిష్ట గుర్తింపు ప్రాధికార సంస్థ  
Unique Identification Authority of India

రిజిస్ట్రేషన్/ Enrolment No.: 2017/78007/90421

To  
కోరాడ సంద్యా రాణి  
Korada Sandhya Rani  
W/O Korada Suryanarayana  
42-4-6 , RRWA No-504  
Near Ammula Viswanadh Street  
Ramakrishnapuram  
Vijayawada (Urban)  
Krishna Andhra Pradesh - 520003  
9392668777

Signature valid

Digitally signed by  
UNIQUE IDENTIFICATION  
AUTHORITY OF INDIA  
Date: 2022.09.27 13:10:04  
UTC



మీ ఆధార్ సంఖ్య / Your Aadhaar No. :

**3386 7581 9338**  
VID : 9144 3106 3875 5506

నా ఆధార్, నా గుర్తింపు

BOB



భారత ప్రభుత్వం  
Government of India



Issue Date: 05/03/2011



కోరాడ సంద్యా రాణి  
Korada Sandhya Rani  
పుట్టిన తేదీ/DOB: 15/08/1989  
లింగం / FEMALE


**3386 7581 9338**  
VID : 9144 3106 3875 5506

నా ఆధార్, నా గుర్తింపు

K. Sandhya Rani

*M. S. Choudary*  
**M.S. CHOUDARY**, MBBS, DLO, MS  
Registered No: 9747 (A.P. Med. Council,  
MAGANTI CLINIC, ADARSH DIAGNOSTICS  
D.No: 29-3-23, Flat No: 102  
Sri Ranga Heights, Ground Floor  
Kaleswara Rao Road, Gownorpet  
VIJAYAWADA-520 002. Ph: 66646





# ADARSH DIAGNOSTICS

ISO 9001 : 2015 CERTIFIED

D.No. 29-3-23, Flat No : 102, Opp. I.V. Palace Road, Sri Ranga Heights,  
Ground Floor, Kaleswara Rao Road, Governorpet,  
VIJAYAWADA - 520 002. ☎ (0866) 6664639, Fax : 2431916

BOB

Name of the life to be Assured:-K.SANDHYARANI Age:-32/F

## BLOOD EXAMINATION REPORT

T3	:	182 ng/dl
(N.VALUE)	:	70 – 204 ng/dl)
T4	:	7.4 ug/dl
(N.VALUE)	:	5.5 -11.0ug/dl)
THYROID STIMULATING HORMONE TSH	:	4.0 uIU/ml
(N.VALUE)	:	0.35-5.50 uIU/ml)

Dated at Vijayawada on the 29<sup>TH</sup> day of MARCH 2022

(Pathologist/Dr.Inchrge)

**ADARSH DIAGNOSTICS**

D.No: 29-3-23, Flat No: 102  
Sri Ranga Heights, Ground Floor  
Kaleswara Rao Road, Governorpet  
VIJAYAWADA-520 002. Ph:6664639



# ADARSH DIAGNOSTICS

ISO 9001 : 2015 CERTIFIED

D.No. 29-3-23, Flat No : 102, Opp. I.V. Palace Road, Sri Ranga Heights,  
Ground Floor, Kaleswara Rao Road, Governorpet,  
VIJAYAWADA - 520 002. ☎ (0866) 6664639, Fax : 2431916

BOB

Name of the life to be Assured:-K.SANDHYARANI Age:-32/F

## BLOOD EXAMINATION REPORT

GLYCOSYLATED HEMOGLOBIN TEST : *HbA1c*  
(MEAN BLOOD GLUCOSE LEVEL FOR THE LAST 2 MONTHS)

RESULT : 5.40 %

IMPRESSION : NON DIABETIC

INTERPRETATION OF TEST :

*HbA1c* %OF GLUCOSE CONTROL

>10 % : POOR

9% - 10 % : FAIR

8% - 9% : GOOD

7% - 8% : CONTROL

6% - 7 % : NEAR NORMAL

<6 : NON DIABETIC

Dated at Vijayawada on the 29<sup>TH</sup> day of MARCH 2022

(Pathologist/DR.Incharge)

**ADARSH DIAGNOSTICS**

D.No: 29-3-23, Flat No: 102  
Sri Ranga Heights, Ground Floor  
Kaleswara Rao Road, Governorpet  
VIJAYAWADA-520 002. Ph:6664639

X-RAY, ECG, E.E.G, PATHOLOGICAL, SEROLOGICAL, BIO-CHEMICAL, IMMUNOASSAY, BLOOD BANK,  
TREAD- MILL STRESS TEST : ULTRA SOUND SCAN WITH 2-D ECHO CARDIOGRAPHY, HOLTER RECORD,  
AUDIOMETRY AND 24 HOURS AMBULANCE, ENDOSCOPY





# ADARSH DIAGNOSTICS

ISO 9001 : 2015 CERTIFIED

D.No. 29-3-23, Flat No : 102, Opp. I.V. Palace Road, Sri Ranga Heights,  
Ground Floor, Kaleswara Rao Road, Governorpet,  
VIJAYAWADA - 520 002. ☎ (0866) 6664639, Fax : 2431916

BOB

Name of the life to be Assured:-K.SANDHYARANI Age:-32/F

## BLOOD EXAMINATION REPORT

### CBC

TEST	RESULT	NORMAL RANGE
HAEMOGLOBIN(HGB)	: 8.8 gm%	(12.0 – 16.0 g/100ml)
P C V ( HAEMATOCRIT)	: 26.4 gm%	( 36 - 48 %)
MCV	: 87.08 CU.MM	( 76 - 92 CU MM)
MCH	: 28.06 MM.G	( 27 - 32 MM G )
MCHC	: 32.3 %	( 30 - 35 %)
RDW	: NORMAL	
M P V	: NORMAL	
INDICES	: NORMAL	
T R B C	: 2.93 mil/cumm	( 3.9 – 6.5mil/cumm)
PLATELET COUNT	: 2.4 lakhs/c.mm	( 1.5 - 4.0 lakhs/c.mm)
T W B C	: 7,900 cells/cumm	(4,000-10,000cells/cumm)
DIFFERENTIAL COUNT		
NEUTROPHILS	: 64 %	( 40 - 74 %)
LYMPHOCYTES	: 31 %	( 20 - 45%)
EOSINOPHILS	: 05 %	( 2 - 06 %)
MONOCYTES	: ----	( 00 - 02 %)
BASOPHILS	: ----	( < 1% )
E S R	: 36 mm/ 1st hour	( 02 - 12mm/1 st hour)
GROUP	: "O"	
RH TYPE	: POSITIVE(+VE)	


Dated at Vijayawada on the 29<sup>TH</sup> day of MARCH 2022

(Pathologist/Dr.Incharge)

**ADARSH DIAGNOSTICS**

D.No: 29-3-23, Flat No: 102  
Sri Ranga Heights, Ground Floor  
Kaleswara Rao Road, Governorpet  
VIJAYAWADA-520 002. Ph:6664639

X-RAY, ECG, E.E.G. PATHOLOGICAL, SEROLOGICAL, BIO-CHEMICAL, IMMUNOASSAY, BLOOD BANK,  
TREAD- MILL STRESS TEST : ULTRA SOUND SCAN WITH 2-D ECHO CARDIOGRAPHY, HOLTHER RECORD,  
AUDIOMETRY AND 24 HOURS AMBULANCE, ENDOSCOPY



# ADARSH DIAGNOSTICS

ISO 9001 : 2015 CERTIFIED

D.No. 29-3-23, Flat No : 102, Opp. I.V. Palace Road, Sri Ranga Heights,  
Ground Floor, Kaleswara Rao Road, Governorpet,  
VIJAYAWADA - 520 002. © (0866) 6664639, Fax : 2431916

BOB

Name of the life to be Assured:-K.SANDHYARANI Age:-32/F

## URINE EXAMINATION REPORT

### MACROSCOPY

QUANTITY	:	8.5ML
APPEARANCE	:	CLEAR
COLOUR	:	PALE YELLOW
SP GRAVITY	:	1.020
REACTION	:	ACIDIC

### CHEMICAL

BILE SALTS	:	NEGATIVE(-VE)
BILE PIGEMENTS	:	NEGATIVE(-VE)
UROBILINOGEN	:	NORMAL
ACETONE	:	NEGATIVE(-VE)
OCCULT BLOOD	:	NEGATIVE(-VE)
ALBUMIN	:	NIL
URINE SUGAR	:	NIL

### MICRO

R B C	:	NIL
CAST	:	NIL
PUS CELLS	:	4-6/HPF
E P CELLS	:	1-2/HPF
CRYSTALS	:	NIL
BACTERIA	:	NIL

Dated at Vijayawada on the 29<sup>TH</sup> day of MARCH 2022

(Pathologist/Dr.Incharge)

ADARSH DIAGNOSTICS


D.No: 29-3-23, Flat No: 102

Sri Ranga Heights, Ground Floor

Kaleswara Rao Road, Governorpet,

X-RAY, ECG, E.E.G. PATHOLOGICAL, SEROLOGICAL, BIO-CHEMICAL, IMMUNOASSAY, BLOOD BANK,  
TREAD- MILL STRESS TEST : ULTRA SOUND SCAN WITH 2-D ECHO CARDIOGRAPHY, HOLTHER RECORD,  
AUDIOMETRY AND 24 HOURS AMBULANCE, ENDOSCOPY





# ADARSH DIAGNOSTICS

ISO 9001 : 2015 CERTIFIED

D.No. 29-3-23, Flat No : 102, Opp. I.V. Palace Road, Sri Ranga Heights,  
Ground Floor, Kaleswara Rao Road, Governorpet,  
VIJAYAWADA - 520 002. © (0866) 6664639, Fax : 2431916

## BOB

Name of the life to be Assured:-K.SANDHYARANI Age:-32/F

### BLOOD EXAMINATION REPORT

FASTING BLOOD SUGAR(FBS):	81 mg%	(N.VALUE:60 – 100 mg%)
POST PRANDRLAL BLOOD SUGAR:	122 mg%	(N.VALUE:60-150 mg%)
S.CHOLESTEROL	: 174mg%	(N.VALUE:130 – 250 mg%)
S.TRIGLY CERIDES	: 138 mg%	(N.VALUE:UP TO 175 mg%)
HDL	: 45.8 mg%	(N.VALUE:35 – 55 mg%)
V L D L	: 26.4 mg%	(N.VALUE: UP TO 30 mg%)
LDL	: 110.8	(N.VALUE:UP TO 150 mg%)
UREA	: 24.6 mg%	(N.VALUE:10 – 50 mg%)
BUN	: 13.2 mg%	(N.VALUE:08 – 20 mg%)
S.CREATININE	: 0.8 mg%	(N.VALUE:0.5 – 1.6 mg%)
S.PROTEINS	: 6.9 gms%	(N.VALUE:6.0 – 8.0 gms%)
ALBUMIN	: 4.2 gms%	(N.VALUE:3.5 – 5.6 gms%)
GLOBULIN	: 2.7 gms%	(N.VALUE:2.0 – 3.6 gms%)
A.G. RATIO	: 1.55	
S.URIC ACID	: 5.6 mg%	(N.VALUE:2.5 – 7.0 mg%)
S.BILIRUBIN	: 0.7 mg%	(N.VALUE: 0.2 – 1.2 mg%)
DIRECT BILIRUBIN	: 0.1 mg%	(N.VALUE:0.0 – 0.2 mg%)
INDIRECT BILIRUBIN	: 0.6 mg%	
S G O T	: 22.5 IU/ML	(N.VALUE:8 – 35 IU/ML)
S G P T	: 28.2 IU/ML	(N.VALUE:13 – 40 IU/ML)
S.ALKLINE PHOSPHATESE	: 7.9 KA UNITES	(N.VALUE:4 – 11 KA UNITES)
GGTP	: 14.1 IU/ML	(N.VALUE:4 – 24 IU/ML)
Hbs Ag	: NEGATIVE(-VE)	

Dated at Vijayawada on the 29<sup>TH</sup> day of MARCH 2022

(Pathologist/Dr.Inchrge)

**ADARSH DIAGNOSTICS**

D.No: 29-3-23, Flat No: 102  
Sri Ranga Heights, Ground Floor  
Kaleswara Rao Road, Governorpet  
VIJAYAWADA-520 002. Ph:6664639



# ADARSH DIAGNOSTICS

ISO 9001 : 2015 CERTIFIED

D.No. 29-3-23, Flat No : 102, Opp. I.V. Palace Road, Sri Ranga Heights,  
Ground Floor, Kaleswara Rao Road, Governorpet,  
VIJAYAWADA - 520 002. ☎ (0866) 6664639, Fax : 2431916

BOB

Name of the life to be Assured:- K.SANDHYA RANI Age:- 32/F

## ECG REPORT

<i>RATE</i>	:	<i>73 bpm</i>
<i>RHYTHM</i>	:	<i>SINUS</i>
<i>P</i>	:	<i>NORMAL</i>
<i>P R INTERVAL</i>	:	<i>115 ms</i>
<i>Q R S INTERVAL</i>	:	<i>94 ms</i>
<i>S T SEGEMENT</i>	:	<i>ISO ELECTRIC</i>
<i>T WAVES</i>	:	<i>NORMAL</i>
<i>Q WAVES</i>	:	<i>NIL</i>
<i>HYPERTRPHY</i>	:	<i>NO</i>
<i>Q T</i>	:	<i>352 ms</i>
<i>Q R S AXIS</i>	:	<i>46 Deg</i>
<i>IMPRESSION</i>	:	<i>NORMAL ECG</i>

Dated at Vijayawada on the 29th day of MARCH 2022

CONSULTANT CARDIOLOGIST

Dr. MAGANTI S.V.R.K.V. PRASAD  
M.B.B.S.;PGDHS;DC(CARDIOLOGY)  
Regd. No:14414 (A.P.MED.COUNCIL)  
CONSULTANT CARDIOLOGIST  
MAGANTI CLINIC  
VIJAYAWADA



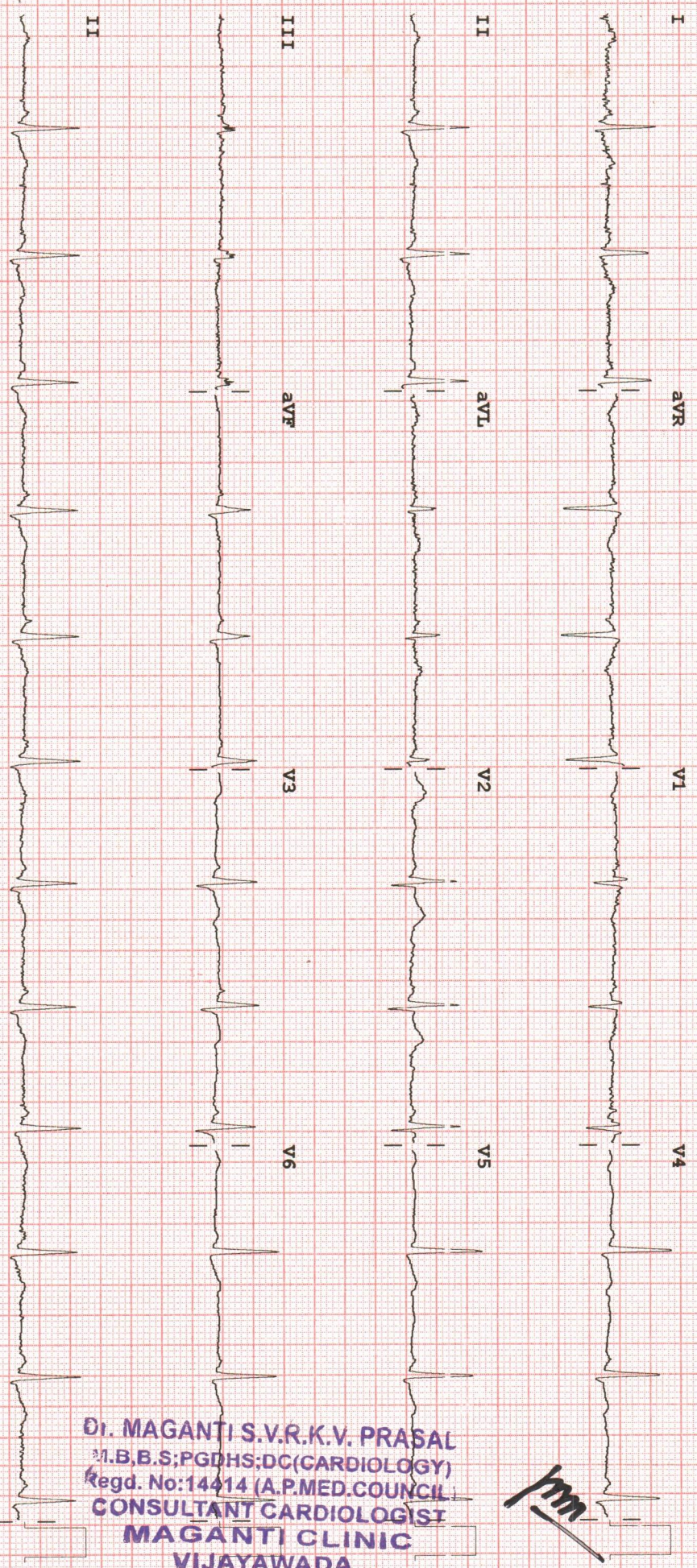
14  
Born 15-Aug-89 32 Years  
K. SANDHYA RANI  
Female

29-Mar-22 10:51:25 AM

Rate 73 . Sinus rhythm.....normal P axis, V-rate 50- 99  
PR 115 . Borderline short PR interval.....PR int <120ms  
QRSD .94 . RSR' in V1 or V2, right VCD or RVH.....QRS area positive & R' V1/V2  
QT 352  
QTc 388

--AXIS--  
P 48  
QRS 46  
T 3  
12 Lead; Standard Placement

- OTHERWISE NORMAL ECG -  
Requested by: BOB  
Unconfirmed Diagnosis



Di. MAGANTI S.V.R.K.V. PRASAL  
M.B.B.S;PGDHS;DC(CARDIOLOGY)  
Regd. No:14414 (A.P.MED.COUNCIL)  
CONSULTANT CARDIOLOGIST  
MAGANTI CLINIC  
VIJAYAWADA

Device: Philips  
Speed: 25 mm/sec  
Limb: 10 mm/mV  
Chest: 10.0 mm/mV  
F 60~ 0.15-100 Hz  
PH100B CL P?

011

PHILIPS

RECORDED IN 12/10/08





# ADARSH DIAGNOSTICS

ISO 9001 : 2015 CERTIFIED

D.No. 29-3-23, Flat No : 102, Opp. I.V. Palace Road, Sri Ranga Heights,  
Ground Floor, Kaleswara Rao Road, Governorpet,  
VIJAYAWADA - 520 002. ☎ (0866) 6664639, Fax : 2431916

BOB

Name of the life to be Assured:- K.SANDHYA RANI Age:- 32/F

X-RAY CHEST AP VIEW

CARDIAC SIZE IS NORMAL.

LUNG FIELDS ARE CLEAR

BOTH HILA ARE NORMAL

C.P ANGLES ARE CLEAR

NO BONY LESION

IMPRESSION: NORMAL STUDY

Dated at Vijayawada on the 29th day of MARCH 2022

CONSULTANT RADIOLOGIST/Dr.Incharge

**DR. G. PRASADA RAO**

MBBS, DMRD

Rg. No: 17288

Consulting Radiologist

X-RAY, ECG, E.E.G. PATHOLOGICAL, SEROLOGICAL, BIO-CHEMICAL, IMMUNOASSAY, BLOOD BANK,  
TREAD- MILL STRESS TEST : ULTRA SOUND SCAN WITH 2-D ECHO CARDIOGRAPHY, HOLTER RECORD,  
AUDIOMETRY AND 24 HOURS AMBULANCE, ENDOSCOPY





# ADARSH DIAGNOSTICS

ISO 9001 : 2015 CERTIFIED

D.No. 29-3-23, Flat No : 102, Opp. I.V. Palace Road, Sri Ranga Heights,  
Ground Floor, Kaleswara Rao Road, Governorpet,  
VIJAYAWADA - 520 002. © (0866) 6664639, Fax : 2431916

BOB

NAME:K.SANDYA RANI  
REF. Dr.

DATE:29/03/2022  
AGE:32 ; SEX:F

## ULTRASONOGRAM OF TOTAL ABDOMEN

LIVER : NORMAL LIVER WITH NORMAL HOMOGENIC ECHOIC  
PRANCHYMAL ECHOTEXTURE NORMAL IN SIZE. NO  
MASS OR CYST IN LIVER.NO DILATATION OF  
INTRA HEPATIC BILIARY RADICLES

GALL BLADDER : NORMAL. NO CALCULI. NO MASS LESION  
PANCREAS : NORMAL. NO CALCULI. NO MASS LESION.  
C B D : NORMAL. NO CALCULI.  
PORTAL VEIN : NORMAL  
SPLEEN : NORMAL WITH HOMOGENOUS PARENCHYMAL  
ECHOTEXTURE

DIAPHRAGM : BOTH DOMES MOVING WELL WITH RESPIRATION.  
NO SUB DIAPHRAGMATIC PATHOLOGY.

RIGHT KIDNEY : SIZE 9.8 X 4.0 CMS. NORMAL IN SIZE AND  
ECHOPATTERN, C.M.D MAINTAINED.  
PCS NORMAL,NO CALCULI  
NO HYDRONEPHROSIS. URETER NOT DILATED.

LEFT KIDNEY : SIZE 9.6 X 3.8 CMS. NORMAL IN SIZE AND  
ECHOPATTERN.C.M.D.MAINTAINED.  
PCS NORMAL. NO CALCULI  
NO HYDRONEPHROSIS. URETER NOT DILATED.

URINARY BLADDER : NORMAL.NO CALCULI.NO MASS LESION.  
UTERUS : NORMAL IN SIZE SHAPE FOR THE AGE  
(MULTI PAROUS) THICK ENDOMETRIAL ECHO  
NO MASS LESION

RT.OVARY : NORMAL IN SIZE & SHAPE WITH FEW SMALL  
FOLLICLES  
LT.OVARY : NORMAL IN SIZE & SHAPE WITH FEW SMALL  
FOLLICLES

OTHERS : NIL  
IMPRESSION : NORMAL STUDY  
FOR CLINICAL CORRELATION

DR. INCHARGE  
ADARSH DIAGNOSTICS  
D.No: 29-3-23, Flat No: 102  
Sri Ranga Heights, Ground Floor  
Kaleswara Rao Road, Governorpet  
VIJAYAWADA-520 002. Ph:6664639

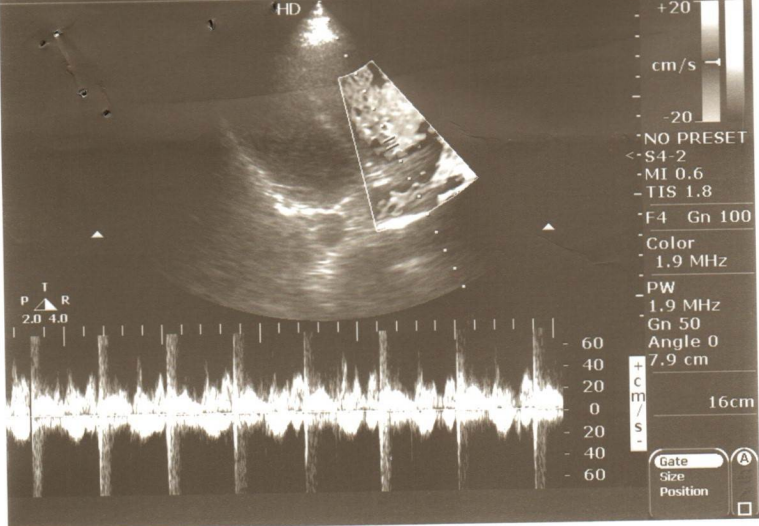
X-RAY, ECG, E.E.G, PATHOLOGICAL, SEROLOGICAL, BIO-CHEMICAL, IMMUNOASSAY, BLOOD BANK,  
TREAD- MILL STRESS TEST : ULTRA SOUND SCAN WITH 2-D ECHO CARDIOGRAPHY, HOLTER RECORD,  
AUDIOMETRY AND 24 HOURS AMBULANCE, ENDOSCOPY



K.SANDHYA RANI 32/F,  
05-01-01-014104

Philips Healthcare

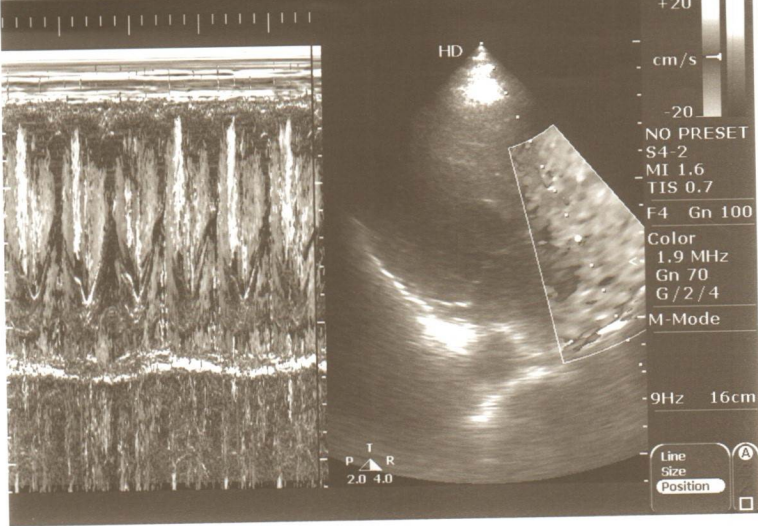
01/01/2005 PHILIPS  
01:58:52



K.SANDHYA RANI 32/F,  
05-01-01-014104

Philips Healthcare

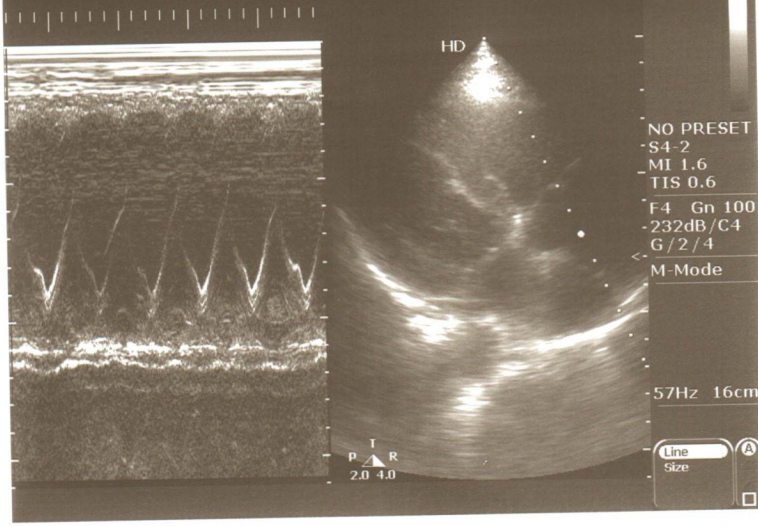
01/01/2005 PHILIPS  
01:58:35



K.SANDHYA RANI 32/F,  
05-01-01-014104

Philips Healthcare

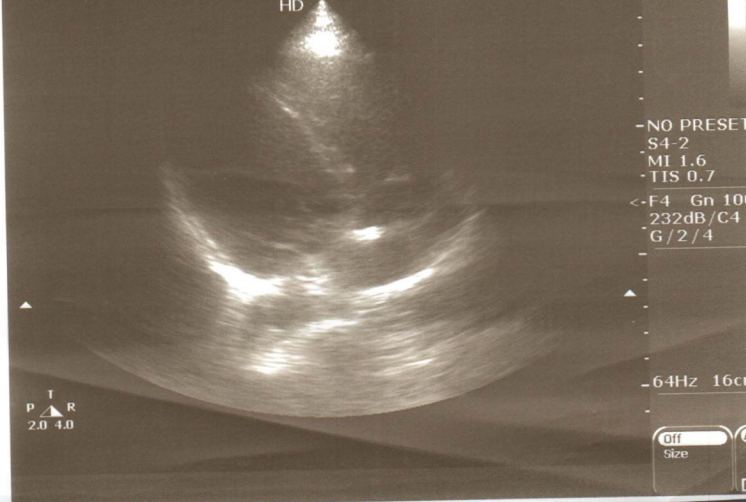
01/01/2005 PHILIPS  
01:58:21



K.SANDHYA RANI 32/F,  
05-01-01-014104

Philips Healthcare

01/01/2005 PHILIPS  
01:58:09







# ADARSH DIAGNOSTICS

ISO 9001 : 2015 CERTIFIED

D.No. 29-3-23, Flat No : 102, Opp. I.V. Palace Road, Sri Ranga Heights,  
Ground Floor, Kaleswara Rao Road, Governorpet,  
VIJAYAWADA - 520 002. ☎ (0866) 6664639, Fax : 2431916

## BOB

PATIENT NAME: K.SANDHYA RANI

DATE:29/03/2022

REF. Dr. :

AGE:32 ; SEX:F

### 2-D ECHOCARDIOGRAPHY

AORTA : 2.9 CM LEFT ATRIUM: 3.5 CMS  
LEFT VENTRICLE : 4.8X2.9 CM IVS. 1.2CM LVPW :1.4 CMS  
LVEF:62%  
MITRAL VALVE : NORMAL  
AORTIC VALVE : NORMAL  
TRICUSPID VALVE : NORMAL  
PULMONARY VALVE : NORMAL  
RIGHT ATRIUM : NORMAL  
RIGHT VENTRICLE : NORMAL  
PULMONARY ARTERY : NORMAL  
PERICARDIUM : NORMAL  
IAS : INTACT  
IVS : INTACT  
OTHERS : NIL  
DOPPLER STUDY : MV :E<A /NO TR  
AJV:1.3M/SEC PJV:1.5M/SEC  
IMPRESSION : NO RWMA  
GOOD LV FUNCTION (EF :62%)  
NORMAL SIZED CHAMBERS.

CONSULTANT CARDIOLOGIST

Dr. MAGANTI S.V.R.K.V. PRASAD  
M.B.B.S;PGDHS;DC(CARDIOLOGY)  
Regd. No:14414 (A.P.MED.COUNCIL)  
CONSULTANT CARDIOLOGIST  
MAGANTI CLINIC  
VIJAYAWADA

X-RAY, ECG, E.E.G. PATHOLOGICAL, SEROLOGICAL, BIO-CHEMICAL, IMMUNOASSAY, BLOOD BANK,  
TREAD- MILL STRESS TEST : ULTRA SOUND SCAN WITH 2-D ECHO CARDIOGRAPHY, HOLTER RECORD,  
AUDIOMETRY AND 24 HOURS AMBULANCE, ENDOSCOPY