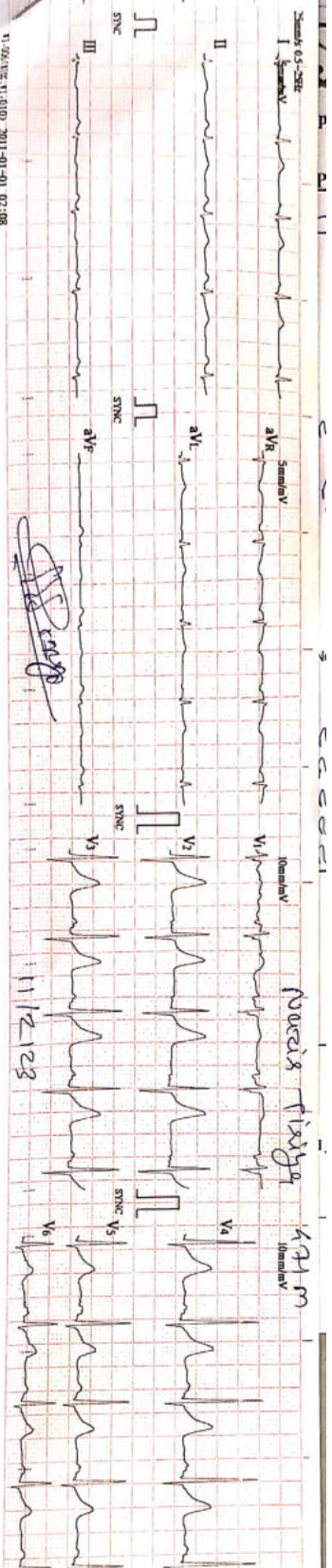


11:09:AM 11-01-2011 02:08



Nucera Thirya

HR : 86
 R-R : 693
 P-R : 144
 QRS : 87
 QT/QTc : 348/417
 P/QRS/T : 68/20/22
 RNS/STV : 1.160/0.410 mV
 RNS-SVI : 1.570

— Sinus Rhythm
 — Mild Left Axis Deviation
 Dr. Krishn P. Vaidya
 MD, PGCC
 Associate Consultant-Cardiology
 Reg. No. G-50510
 Unconfirmed report verified by



icure™ Heart & General Clinic

Icure Heart & Diet Clinic, 402, Epsilon tower, opp Pasha bhai park, Race course, Vadodara

:: PERSONAL HEALTH REPORT ::

Name! - Nazir Tizya	*DATE 11/2/23
	SR. NO. SEX. male AGE 47 yrs HEIGHT 162 cms WEIGHT 59 k.g.

HISTORY

Present History : NO

Past Hlness History : NO Diabetes/Hypertension/Tuberculosis/Asthma/Epilepsy

Past Occupational History : NO

Family History : NO

Personal History : He was operated for (R) knee j. fracture in 2014 now fit & healthy

Addiction : Tobacco/Gutkha/Smoking/Alcohol

GENERAL EXAMINATION

T.P.R. : 68/min B.P. : 120/80 mm Hg

Pallor/Icterus/Cyanosis/Varicosity/Lymph Nodes/Thyroid/Oedema/NVE/Other :

SYSTEMIC EXAMINATION

R.S. : NAD

C.V.S : NAD

C.N.S : NAD

A.S. : NAD

Musculo-skelet System : NAD

E.N.T. Ex. NAD	ACUITY OF VISION		RT EYE +1.5	LT EYE +1
	Without Glass	DISTANT	6/	6/
Dental Ex. NAD		Near	6/	6/
	Skin Ex. NAD	With Glass	DISTANT	6/ 6
		Near	6/ 6	6/ 6
Psychic Ex. NAD	COLOUR BLINDNESS NAD			

REMARK

ADVICE

The Worker is FIT/UNFIT for the assigned job.




Dr. Krish P. Vaidya
MD, PCC
Associate Consultant-Cardiology
Reg. No. G-50510
DR. KRISH VAIDYA

MD G-50510, CIH

भारत सरकार
GOVERNMENT OF INDIA



नाज़िर तिरिया
Nazir Tiriya
जन्म तिथि / DOB: 06/04/1975
पुरुष / MALE
Mobile No.: 8709634080




6160 5405 7949

मेरा आधार, मेरी पहचान

[Handwritten signature]




 बैंक ऑफ बड़ौदा
Bank of Baroda

नाम
Name **Nazir Tiriya**

कार्यकारी फ़ूट नं.
E.C. No.: **67122**

प्रारोक्तता प्राधिकरण
Issuing Authority



[Handwritten signature]
धारक के हस्ताक्षर
Signature of Holder



BARODA DIAGNOSTIC LABORATORY

302, Trivia Complex, Natubhai Circle, Race Course, Vadodara. ☎ +91 8866009950 / 7405009950 📧 bdl95950@gmail.com



Patient's name : Nazir Tiriya
Age/Sex : 47 Years/Male
Referred by : C/o. I Cure Heart & Diet Clinic
Sample From : LAB
UHID :

Reg. ID : icure-626-19
Accession : 26611
Reg. Date : 11/02/2023
Collection Time : 11/02/2023 15:08

COMPLETE BLOOD COUNT

Sample Type: EDTA

Test Name	Result	Units	Biological Reference Interval
<u>Blood Counts</u>			
Haemoglobin :	14.3	Gms%	13.5 - 18.0
Total R.B.C. :	<u>4.0</u>	mill/c.mm	4.7 - 6.0
Total W. B. C. :	6800	/cu mm	4000 - 10500
Platelet Count :	318000	/cu.mm	1,50,000 - 4,50,000
<u>Differential Count</u>			
Neutrophils :	60	%	40 - 70
Lymphocytes :	35	%	20 - 40
Eosinophils :	02	%	1 - 4
Monocytes :	03	%	2 - 6
Basophils :	00	%	0 - 01
<u>Blood Indices</u>			
P. C. V. :	<u>39.8</u>	%	42 - 52
M. C. V. :	99.5	fl	78 - 100
M.C.H. :	<u>35.8</u>	pg	27 - 31
M. C. H. C. :	35.9	%	32 - 36
R.D.W. :	12.2	%	11.5 - 14.0
<u>E.S.R.(Westergren Method)</u>			
After one hour :	6	mm	1 - 7



Page 1 of 8

Page 1 of 2





BARODA DIAGNOSTIC LABORATORY

302, Trivia Complex, Natubhai Circle, Race Course, Vadodara. ☎ +91 8866009950 / 7405009950 ✉ bdl95950@gmail.com



Patient's name : Nazir Tiriya
Age/Sex : 47 Years/Male
Referred by : C/o. I Cure Heart & Diet Clinic
Sample From : LAB
UHID :
Reg. ID : icure-626-19
Accession : 26611
Reg. Date : 11/02/2023
Collection Time : 11/02/2023 15:08

THYROID FUNCTION

Sample Type: Serum

Test Name	Result	Units	Biological Reference Interval
TOTAL T3 :	1.13	ng/ml	0.84 - 2.0
TOTAL T4 :	7.13	ug/dl	5.1 - 14.0
TSH :	1.20	mIU/L	0.25 - 5.0

Method : CLIA



LAB
LAB USE ONLY (Entered by :AP Enter Date/Time:11/02/2023 4:55:00 PM) (Verify by :OP1 Verify Date/Time:11/02/2023 5:15:00 PM)



BARODA DIAGNOSTIC LABORATORY

302, Trivia Complex, Natubhai Circle, Race Course, Vadodara. ☎ +91 8866009950 / 7405009950 ✉ bdl95950@gmail.com



* 2 6 6 1 1 *

Patient's name : Nazir Tiriya
Age/Sex : 47 Years/Male
Referred by : C/o. I Cure Heart & Diet Clinic
Sample From : LAB
UHID :

Reg. ID : icure-626-19
Accession : 26611
Reg. Date : 11/02/2023
Collection Time : 11/02/2023 15:08

Sample Type: Serum

PSA

Test Name	Result	Units	Biological Reference Interval
PSA :	1.0	ng/ml	0 - 4.5

Interpretation guide :

: PSA is a Glycoprotein found in prostate acinar cells,
Ref. range <4.5 ng/ml. increased with age < 6.5 ng/ml, if more than 70yrs.

* Use:

- Monitor response to therapy of ca. prostate.
- PSA of >100 ng/ml predicts bone metastasis with 73% positive predictive value.

* Increased in ->

- Prostate cancer.
- Prostatitis.
- Prostatic ischemia (Sometime too high level).
- Prostate massage.
- Needle biopsy/TUR.
- Indwelling catheter.
- Vigorous bicycle exercise.
- Radiation therapy.

Method :

Electrochemiluminescence Immunoassay "ECLIA"



Page 4 of 8

LAB
LAB USE ONLY (Entered by :AP Enter Date/Time:11/02/2023 4:56:00 PM) (Verify by :OP1 Verify Date/Time:11/02/2023 5:15:00 PM)





BARODA DIAGNOSTIC LABORATORY

302, Trivia Complex, Natubhai Circle, Race Course, Vadodara. ☎ +91 8866009950 / 7405009950 ✉ bdl95950@gmail.com



Patient's name : Nazir Tiriya
Age/Sex : 47 Years/Male
Referred by : C/o. I Cure Heart & Diet Clinic
Sample From : LAB
UHID :
Reg. ID : icure-626-19
Accession : 26611
Reg. Date : 11/02/2023
Collection Time : 11/02/2023 15:08

RENAL FUNCTION TEST

Test Name	Result	Units	Biological Reference Interval
Urea :	16	mg/dl	10 - 50
Bun (Calculated) :	7.5	mg/dl	0 - 18
Creatinine :	0.88	mg/dl	0.4 - 1.5
Uricacid :	4.30	mg/dl	3.4 - 7.0
BUN CREAT RATIO :			10:1 - 20:1

Done on Fully automated biochemistry analyser - COBAS C 111



LAB
LAB USE ONLY (Entered by :AP Enter Date/Time:11/02/2023 4:56:00 PM) (Verify by :OP1 Verify Date/Time:11/02/2023 5:16:00 PM)



BARODA DIAGNOSTIC LABORATORY

302, Trivia Complex, Natubhai Circle, Race Course, Vadodara. ☎ +91 8866009950 / 7405009950 ✉ bdl95950@gmail.com



Patient's name	: Nazir Tiriya	Reg. ID	: icure-626-19
Age/Sex	: 47 Years/Male	Accession	: 26611
Referred by	: C/o. I Cure Heart & Diet Clinic	Reg. Date	: 11/02/2023
Sample From	: LAB	Collection Time	: 11/02/2023 15:08
UHID	:		

Sample Type: Serum

LIVER FUNCTION TEST

Test Name	Result	Units	Biological Reference Interval
S.G.P.T (ALT) :	16	U/L	0 - 40
S.G.O.T (AST) :	21	U/L	0 - 37
ALK.PHOSPHATASE :	55	U/L	40 - 130
G.G.T :	16.3	U/L	8 - 78
<u>Bilirubin</u>			
Total :	0.38	mg/dl	0.2 - 1.0
Direct :	0.21	mg/dl	0 - 0.6
Indirect :	0.17	mg/dl	0 - 0.5
<u>Serum Proteins</u>			
Total Protein :	7.20	gms/dl	6.4 - 8.3
Albumin :	4.13	gms/dl	3.8 - 4.4
Globulins :	3.07	gms/dl	2.3 - 3.5
A/G Ratio :	1.35		0.9 - 2.9

Done on Fully automated biochemistry analyser - COBAS C 111



Page 6 of 8

AB
AB USE ONLY (Entered by :AP Enter Date/Time:11/02/2023 4:56:00 PM) (Verify by :OP1 Verify Date/Time:11/02/2023 5:16:00 PM)



BARODA DIAGNOSTIC LABORATORY

302, Trivia Complex, Natubhai Circle, Race Course, Vadodara. ☎ +91 8866009950 / 7405009950 📧 bdl95950@gmail.com



Patient's name : Nazir Tiriya
Age/Sex : 47 Years/Male
Referred by : C/o. I Cure Heart & Diet Clinic
Sample From : LAB
UHID :

Reg. ID : icure-626-19
Accession : 26611
Reg. Date : 11/02/2023
Collection Time : 11/02/2023 15:08

LIPID PROFILE

Sample Type: Serum

Test Name	Result	Units	Biological Reference Interval
Cholesterol :	133	mg/dl	0 - 200
Triglyceride :	98	mg/dL	0 - 150
HDL - Cholesterol :	39	mg/dL	35 - 65
LDL - Cholesterol :	74.4	mg/dL	0 - 130
VLDL - Cholesterol :	19.6	mg/dL	0 - 30
Total Cholesterol/HDL Ratio :	3.41		1 - 6
LDL / HDL Cholesterol Ratio :	1.91		0 - 3.5

Done on Fully automated biochemistry analyser - COBAS C 111



.AB
.AB USE ONLY (Entered by :AP Enter Date/Time:11/02/2023 4:56:00 PM) (Verify by :OP1 Verify Date/Time:11/02/2023 5:16:00 PM)



BARODA DIAGNOSTIC LABORATORY

302, Trivia Complex, Natubhai Circle, Race Course, Vadodara. ☎ +91 8866009950 / 7405009950 ✉ bd195950@gmail.com



* 2 6 6 1 1 *

Patient's name : Nazir Tiriya
Age/Sex : 47 Years/Male
Referred by : C/o. I Cure Heart & Diet Clinic
Sample From : LAB
UHID :

Reg. ID : icure-626-19
Accession : 26611
Reg. Date : 11/02/2023
Collection Time : 11/02/2023 15:08

HbA1C REPORT

Sample Type: EDTA

Test Name	Result	Units	Biological Reference Interval
HbA1C :	5.11	%	Excellent control: 4.2-6.2 Good Control : 6.3-7.2 Fair Control : 7.3-8.2 Poor Control : >8.3
Mean Blood Glucose levels : of last 03months	100.0	mg/dl	

NOTE

*As per the new 2009 update of American Diabetes Association regarding HbA1C & Mean Blood Glucose relationship.

This test is used to monitor diabetic patients compliance with the therapeutic regimen and long term blood glucose control. It's level is proportional to both the average blood glucose concentration and the life span of the red blood cells (RBC) in circulation. HbA1c values are free of day to day glucose fluctuations and are unaffected by exercise or recent food intake.



LAB
LAB USE ONLY (Entered by :AP Enter Date/Time:11/02/2023 4:56:00 PM) (Verify by :OP1 Verify Date/Time:11/02/2023 5:16:00 PM)



BARODA DIAGNOSTIC LABORATORY

Name : NAZIR TIRIYA
Ref By : ICURE HEART & DIET CLINIC

Age/Sex : 47 Yrs./M
Date : 11/02/2023
Report ID. : 12

HAEMOGRAM PROFILE

TEST

Blood Group
Rh Factor
(Anti D.)

RESULT

: * AB *
: * POSITIVE *

BIOCHEMISTRY

FASTING (FBS)

Blood Glucose

: 98.0 mg/dL 70 - 110 mg/dL

POST-PRANDIAL

Blood Glucose

: 132.0 mg/dL 80 - 140 mg/dL

Done By Fully Auto Analyzer MIURA, A-1004

END OF REPORT



24^{OPEN} 365 DAYS

Dr. Nehal Tiwari
(MD)
Consultant Pathologist
(Reg. No. G-54530)



Dr. Priya Kriplani
(MD)
Consultant Pathologist
(Reg. No. G-46004)

302, Trivia Complex, Natubhai Circle, Race Course, Vadodara. ☎ +91 8866009950 / 7405009950 ✉ bdl95950@gmail.com

Laboratory results serve as an aid to diagnosis & should be interpreted in relation to clinical findings. Please refer back to laboratory in case of any discrepancy



Scanned with OKEN Scanner



BARODA DIAGNOSTIC LABORATORY


Name : NAZIR TIRIYA
Ref By : ICURE HEART & DIET CLINIC

Age/Sex : 47 Yrs./M
Date : 11/02/2023
Report ID. : 12

EXAMINATION OF URINE

TEST	RESULT	UNIT
Sample	: FASTING	
PHYSICAL EXAMINATION		
Quantity	: 20	mL
Colour	: PALE YELLOW	
Transparency	: CLEAR	
Specific Gravity	: 1.030	
Reaction	: ACIDIC	
Deposits	: ABSENT	
CHEMICAL EXAMINATION		
Albumin	: NIL	
Sugar	: NIL	
Acetone	: ABSENT	
Bile Salts	: ABSENT	
Bile Pigments	: ABSENT	
Urobilinogen	: NORMAL : ~ < 1.0 mg/dL	
Occult Blood	: ABSENT	
Nitrate	: ABSENT	
MICROSCOPIC EXAMINATION		
Pus Cells	: 0-1 / hpf	
RBC	: NIL	
Epithelial Cells	: NIL	
Crystals	: NIL	
Amorphous Phosphate	: NIL	
Cast	: NIL	

END OF REPORT



Dr. Nehal Tiwari
(MD)
Consultant Pathologist
(Reg. No. G-54530)



Dr. Priya Kriplani
(MD)
Consultant Pathologist
(Reg. No. G-46004)

302, Trivia Complex, Natubhai Circle, Race Course, Vadodara. ☎ +91 8866009950 / 7405009950 ✉ bdi95950@gmail.com

Laboratory results serve as an aid to diagnosis & should be interpreted in relation to clinical findings. Please refer back to laboratory in case of any discrepancy

 **icure™**
Heart & General Clinic

2D Echocardiography & Color Doppler Report

iCure Hear care, 402, Epsilon tower, opp Pasha bhai park, Race course, Vadodara

Patient Name: Mr Nazir Tiriya

Date: 11 / 02 / 2023

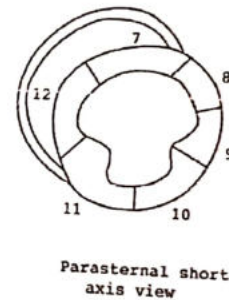
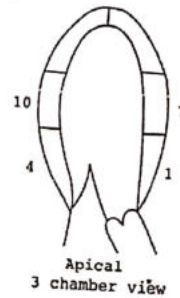
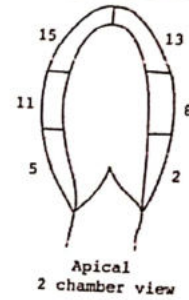
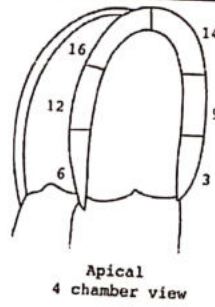
Age Gender: male - 47 Years

M. Mode Study:

LA	32	IVS	9	PWD	10
AO	23	LVDs	25	LVDD	49

Doppler Study:

Mitral Valve	E: 0.56 A: 0.62
Aortic Valve	Normal
Tricuspid Valve	Normal
Pulmonary Valve	Normal



Conclusion:

- Normal LV Systolic function
- LVEF: 64 % ,No RWMA
- Cardiac Chambers: Normal
- Diastolic function: Grade I LVDD
- TR: No PAH: No RVSP: 15mmhg
- No Ms , No MR
- Mild AR , No AS
- ASD/VSD/PDA/Co-A : No
- No Clots or vegetations found
- IVC: 10mm size with >50% collapsive



Dr. Krish P. Vaidya
MD, PGDCC
Associate Consultant-Cardiology
Reg.No.G-50510

Dr. Krish P Vaidya
Consultant Cardiologist, Diabetologist
& General Physician

nal 2D echo report does not rule out cardiac diseases
report shall not be used for Medico legal purposes,
al Correlation advisable.

 icure™
Heart & General Clinic

NAME : Mr Nazir Tiriya	AGE : 47Y/M	DATE : 11/02/2023
------------------------	-------------	-------------------

ULTRASONOGRAPHY OF WHOLE ABDOMEN
(Screening Only)

Liver is normal in size and echotexture and shows normal parenchymal reflectivity. No focal lesion is seen. Hepatic veins appear normal. There is no evidence of any dilated intra hepatic biliary radicals.

Portal Vein appears normal in diameter.

Common Bile Duct is of normal diameter.

Gallbladder is physiologically distended with normal wall thickness. There is no evidence of gallstones. No evidence of peri-cholecystic fluid or probe tenderness.

Pancreas is normal in size and shows homogenous reflectivity. There is no evidence of any calcification or ductal dilatation.

Spleen is normal size and shows a homogenous echotexture. There is no evidence of any focal lesion.

Both Kidneys are normal in position and size. They show normal cortical reflectivity and cortico-medullary distinction. Right kidney measures 99x45mm. Left kidney measures 92x32mm. There is no evidence of renal calculi, hydronephrosis or mass seen.

Bladder is well distended and shows normal wall thickness. No evidence of intra-luminal mass or calculi.

Prostate gland is normal in size . it has smooth outlines and normal reflectivity

There is no evidence of ascites.

No evidence of any gross bowel mass seen.

No evidence of any aorto-caval or mesenteric root lymphadenopathy.

No mass or collection in right iliac fossa.

CONCLUSION: No sonographic abnormality is seen.



Mehul Prajapati

DR. MEHUL PRAJAPATI
CONSULTANT RADIOLOGIST


Heart & General Clinic

iCure Heart& Diet Clinic, 402, Epsil on tower, opp Pasha bhai park, Race course, Vadodara

NAME	NAZIR TIRIYA	AGE/SEX	47 MALE
REF BY	I cure heart & diet clinic	DATE	11-02-23

X-RAY CHEST PA VIEW (PORTABLE)

FINDING

BOTH LUNGS FIELDS ARE NORMAL .
REMAINING LUNG FIELDS ARE NORMAL.
BOTH COSTOPHRENIC RECESS ARE CLEAR.
CARDIAC SIZE WITHIN NORMAL LIMITS.
MEDIASTINUM AND BONY THORACIC CAGE REVEAL NO ABNORMALITY.

IMPRESSION : NORMAL LUNGS HEART AND MEDIASTUINUM..



DR.HIMANI VIRAPARA
Regn. No: G.28771
M.D. [Radiodiagnosis]
(CONSULTANT RADIOLOGIST)



Ajanta Co Operative Society, Nr Trident Complex Elorapark Crossing CNG Pump Road Vadodara 390023.

EMAIL: sunnydigitalxray@yahoo.com

[24 x 7 EMERGENCY SERVICE]

