



Shri Panchnath Sarvajanik Medical Trust

Managed : Smt. Manglaben Dayabhai Kotecha Hospital

Reg. E 7629

Add.: Panchnath Temple, Limbda Chowk, Rajkot - 360 001

Date: 11-Dec-2021 10:47:08 Patient ID:	Patient Name:	AHIR DHEERAJ M/28
Age:	Sex:	M
Accession Number:	Modality:	DX
Referring Physician:	Study:	CHEST
Study Date: 11-Dec-2021		

Examination: X-RAY CHEST PA VIEW

Observations:

Mild prominence of broncho-vascular markings seen bilaterally.

The lung on either side essentially reveals equal translucency and exhibit normal vasculature.

Pleural spaces appear clear.

Trachea is central in position.

Cardiac size is within normal limits.

The domes of diaphragm are normal in position and shows smooth outline.

Bony thorax appears normal.

Impression:

- *No significant lung parenchymal or pleural abnormality is detected. However, clinico-laboratory correlation and follow up is recommended.*

*Thanks for the reference.
With regards,*


DR. DIVYA DESAI
CONSULTANT RADIOLOGIST

Date: 11-Dec-2021 11:05:14



Shri Panchnath Sarvajanik Medical Trust

Managed : Smt. Manglaben Dayabhai Kotecha Hospital

Reg. E 7629

Add.: Panchnath Temple, Limbda Chowk, Rajkot - 360 001



Patient's name : DHEERAJ AAHIR
Age/Sex : 28 Years/Male
Referred by : C/o. Mediwheel (arcofemi Healthcare Ltd)

Reg. ID : P-63616-21
Sample No. : 4582
Order D/Time : 11/12/2021 10:23

FASTING BLOOD SUGAR

Test	Result	Unit	Normal Range
Fasting blood sugar	: 112.0	mg/dl	Non Diabetic: 70 - 109 Impaired : 110 - 125 Diabetic: >126
Fasting urine sugar	: Nil	-	
Fasting urine Ketone	: Absent		

Test performed on fully automated SIEMENS DIMENSION EXL-200.

Dr. Pravin Gojiya
M.D. (Path)

Print Date Time : 11/12/2021 15:18



Shri Panchnath Sarvajanik Medical Trust

Managed : Smt. Manglaben Dayabhai Kotecha Hospital Reg. E 7629

Add.: Panchnath Temple, Limbda Chowk, Rajkot - 360 001



Patient's name : DHEERAJ AAHIR
Age/Sex : 28 Years/Male
Referred by : C/o. Mediwheel (arcofemi Healthcare Ltd)

Reg. ID : P-63616-21
Sample No. : 4582
Order Dt/time : 11/12/2021 10:23

POSTPRANDIAL BLOOD SUGAR

<u>Test</u>	<u>Result</u>	<u>Unit</u>	<u>Normal Range</u>
Post prandial bl.sugar	: 109.0	mg/dl	Non Diabetic: < 140 Impaired : 140 - 200 Diabetic: > 200
Post prandial urine sugar	: Nil		
Post prandial urine Ketone	: Absent		

Test performed on fully automated SIEMENS DIMENSION EXL-200.

Dr. Pravin Gojiya
M.D. (Path)

Print Date Time : 11/12/2021 16:16



Shri Panchnath Sarvajanic Medical Trust

Managed : Smt. Manglaben Dayabhai Kotecha Hospital

Reg. E 7629

Add.: Panchnath Temple, Limbda Chowk, Rajkot - 360 001



* 4 5 8 2 *

Patient's name : DHEERAJ AAHIR
Age/Sex : 28 Years/Male
Referred by : C/o. Mediwheel (arcofemi Healthcare Ltd)

Reg. ID : P-63616-21
Sample No. : 4582
Order Dt/time : 11/12/2021 10:23

Gamma Glutamyltransferase (GGT)

<u>Test</u>	<u>Result</u>	<u>Unit</u>	<u>Normal Range</u>
G.G.T.	: 33.0	U/L	15-85

Dr. Pravin Gojiya
M.D. (Path)

Print Date Time : 11/12/2021 15:18

0281 2223249
0281 2231215

panchnathrust@gmail.com



facebook / panchnathmahadev



www.panchnath.in

Shri Harsukhlal Maganlal Kamdar Laboratory



Shri Panchnath Sarvajanik Medical Trust

Managed : Smt. Manglaben Dayabhai Kotecha Hospital Reg. E 7629

Add.: Panchnath Temple, Limbda Chowk, Rajkot - 360 001



* 4 5 8 2 *

Patient's name : DHEERAJ AAHIR
Age/Sex : 28 Years/Male
Referred by : C/o. Mediwheel (arcofemi Healthcare Ltd)

Reg. ID : P-63616-21
Sample No. : 4582
Order Dt/time : 11/12/2021 10:23

Gamma Glutamyltransferase (GGT)

<u>Test</u>	<u>Result</u>	<u>Unit</u>	<u>Normal Range</u>
G.G.T.	: 33.0	U/L	15-85

Dr. Pravin Gojiya
M.D. (Path)

Print Date Time : 11/12/2021 15:18



Shri Panchnath Sarvajanik Medical Trust

Managed : Smt. Manglaben Dayabhai Kotecha Hospital Reg. E 7629

Add.: Panchnath Temple, Limbda Chowk, Rajkot - 360 001



Patient's name : DHEERAJ AAHIR
Age/Sex : 28 Years/Male
Referred by : C/o. Mediwheel (arcofemi Healthcare Ltd)

Reg. ID : P-63616-21
Sample No. : 4582
Order Dt/time : 11/12/2021 10:23

HbA1c [Glycosylated Haemoglobin]

Test	Result	Unit	Reference Range (%)
Glycosylated Haemoglobin : (HbA1c)	5.4	%	Non Diabetic Level: 4 - 6 Therapy Range: <7 Change of Therapy: >8
Estimated Average glucose	108.28	mg/dl	70-126

Method : By HPLC (Performed on Biorad D10)

Interference:

- Elevated fetal haemoglobin (HbF) variant may cause falsely elevated HbA1c result.
- Conditions that shortens RBC life span (e.g. recovery from acute blood loss, hemolytic anemia) will falsely lower HbA1c test results.
- Iron deficiency anemia is associated with higher HbA1c concentration and iron replacement therapy lowers HbA1c concentrations.
- Clinical correlation and alternate methods of glucose estimation should be consider in above interference cases.

Print Date Time : 11/12/2021 15:18

Dr. Pravin Gojiya
M.D. (Path)



Shri Panchnath Sarvajanik Medical Trust

Managed : Smt. Manglaben Dayabhai Kotecha Hospital

Reg. E 7629

Add.: Panchnath Temple, Limbda Chowk, Rajkot - 360 001



Patient's name : DHEERAJ AAHIR
Age/Sex : 28 Years/Male
Referred by : C/o. Mediwheel (arcofemi Healthcare Ltd)

Reg. ID : P-63616-21
Sample No. : 4582
Order Dt/time : 11/12/2021 10:23

LIPID PROFILE

TEST	RESULTS	UNITS	NORMAL VALUES
Cholesterol	: 112.0	mg/dl	Desirable level/low risk : < 200 Borderline level/moderate risk : 200-239 Elevated level/ high risk : > 240
Triglyceride	: 435.0	mg/dl	Normal : <150 Borderline high : 150-200 High : 200 -499 Very high: >500
HDL Cholesterol	: 23.0	mg/dl	Low risk : >60 Moderate risk : 35-60 High risk : <35
LDL Cholesterol (Direct)	: 40.0	mg/dl	Desirable level/low risk : <130 Borderline level/moderate risk : 130-159 Elevated level/ high risk : >160
VLDL	: 87	mg/dl	Upto 34
Chol./HDL Ratio	: 4.9		3.5-5
LDL/HDL Ratio	: 1.7		2.5-3.5

Test performed on fully automated SIEMENS DIMENSION EXL-200.

Print Date Time : 11/12/2021 15:18

Dr. Pravin Gojiya
M.D. (Path)



Shri Panchnath Sarvajanic Medical Trust

Managed : Smt. Manglaben Dayabhai Kotecha Hospital

Reg. E 7629

Add.: Panchnath Temple, Limbda Chowk, Rajkot - 360 001



Patient's name : DHEERAJ AAHIR
Age/Sex : 28 Years/Male
Referred by : C/o. Mediwheel (arcofemi Healthcare Ltd)

Reg. ID : P-63616-21
Sample No. : 4582
Order Dt/time : 11/12/2021 10:23

LIVER FUNCTION TEST

Test	Result	Unit	Normal Range
S.G.P.T. (ALT)	39.0	IU/L	[16-63]
S.G.O.T. (AST)	22.0	IU/L	[15-37]
S. Alkaline Phosphatase	86.0	IU/L	[50-136]
S. Bilirubin (Total)	0.6	mg/dl	[0.2-1.0]
S. Bilirubin (Direct)	0.1	mg/dl	[0.0-0.2]
S. Bilirubin (Indirect)	0.5	mg/dl	[0.0-0.9]
S. Proteins: (Total)	7.9	gm/dl	[6.4-8.2]
S. Albumin	3.6	gm/dl	[3.4-5.0]
S. Globulin	4.3	gm/dl	[2.5-3.5]
A/G Ratio	0.8		

Test performed on fully automated SIEMENS DIMENSION EXL-200

HBsAg : Non Reactive
(Hepatitis B surface antigen)
(Method: Immunochromatography)

Dr. Pravin Gojiya
M.D. (Path)

Dr. Pravin Gojiya
M.D. (Path)

Print Date Time : 11/12/2021 15:18

0281 2223249 0281 2231215 panchnathrust@gmail.com facebook / panchnathmahadev www.panchnath.in

Shri Harsukhlal Maganlal Kamdar Laboratory



Shri Panchnath Sarvajanik Medical Trust

Managed : Smt. Manglaben Dayabhai Kotecha Hospital

Reg. E 7629

Add.: Panchnath Temple, Limbda Chowk, Rajkot - 360 001



* 4 5 8 2 *

Patient's name : DHEERAJ AAHIR
Age/Sex : 28 Years/Male
Referred by : C/o. Mediwheel (arcofemi Healthcare Ltd)

Reg. ID : P-63616-21
Sample No. : 4582
Order Dt/time : 11/12/2021 10:23

Thyroid Hormone Study

Test	Result	Unit	Reference Range
Serum T3	1.11	ng/ml	0.60-1.81
Serum T4	10.9	µg/dl	3.2-12.6
Serum TSH (Ultrasensitive- TSH3UL)	1.736	µIU/ml	0.55-4.78

Pregnancy Ref. Range:

1st Trimester- 0.1-2.5

2nd Trimester- 0.2-3.0

3rd Trimester- 0.3-3.0

The test is done on fully automated ADVIA Centaur CP - USA by ECLIA Method.

Dr. Pravin Gojiya
M.D. (Path)

Print Date Time : 11/12/2021 15:18

Dr. Pravin Gojiya
M.D. (Path)



0281 2223249
0281 2231215



panchnathrust@gmail.com



facebook / panchnathmahadev



www.panchnath.in

Shri Harsukhlal Maganlal Kamdar Laboratory



Shri Panchnath Sarvajanic Medical Trust

Managed : Smt. Manglaben Dayabhai Kotecha Hospital Reg. E 7629

Add.: Panchnath Temple, Limbda Chowk, Rajkot - 360 001



* 4 5 8 2 *

Patient's name : DHEERAJ AAHIR
Age/Sex : 28 Years/Male
Referred by : C/o. Mediwheel (arcofemi Healthcare Ltd)

Reg. ID : P-63616-21
Sample No. : 4582
Order Dt/time : 11/12/2021 10:23

BLOOD UREA NITROGEN/CREATININE RATIO

Test	Result	Unit	Normal Range
Blood Urea	: 16.0	mg/dl	14.9-38.5
Blood Urea Nitrogen(BUN)	: 7.5	mg/dl	7-21
Creatinine	: 0.90	mg/dl	0.70 -1.30
BUN/Creatinine Ratio	: 8.3		

The test is carried out on fully automated Siemens Dimension EXL-200

Dr. Pravin Gojiya
M.D. (Path)

Print Date Time : 11/12/2021 15:19

Dr. Pravin Gojiya
M.D. (Path)



Shri Panchnath Sarvajanik Medical Trust

Managed : Smt. Manglaben Dayabhai Kotecha Hospital

Reg. E 7629

Add.: Panchnath Temple, Limbda Chowk, Rajkot - 360 001



* 4 5 8 2 *

Patient's name : DHEERAJ AAHIR
Age/Sex : 28 Years/Male
Referred by : C/o. Mediwheel (arcofemi Healthcare Ltd)

Reg. ID : P-63616-21
Sample No. : 4582
Order Dt/time : 11/12/2021 10:23

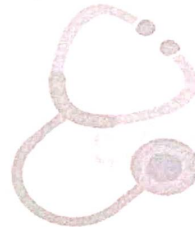
SERUM URIC ACID

<u>Test</u>	<u>Result</u>	<u>Unit</u>	<u>Normal Range</u>
Serum uric acid	: 6.8	mg/dl	[3.5-7.2]

Test performed on fully automated SIEMENS DIMENSION EXL-200.

Dr. Pravin Gojiya
M.D. (Path)

Print Date Time : 11/12/2021 15:19





Shri Panchnath Sarvajanik Medical Trust

Managed : Smt. Manglaben Dayabhai Kotecha Hospital Reg. E 7629

Add.: Panchnath Temple, Limbda Chowk, Rajkot - 360 001



Patient's name : DHEERAJ AAHIR
Age/Sex : 28 Years/Male
Referred by : C/o. Mediwheel (arcofemi Healthcare Ltd)

Reg. ID : P-63616-21
Sample No. : 4582
Order Dt/time : 11/12/2021 10:23

URINE EXAMINATION

PHYSICAL EXAMINATION:

Volume - 20 ml
Colour - Pale Yellow
Blood - Absent
Appearance - Clear
Deposit - Absent


CHEMICAL EXAMINATION:

Sp. Gravity - 1.010
Protein - Absent
Glucose - Absent
Ketone - Absent
Urobilinogens - Normal
Bile Salts - Absent
Bile Pigments - Absent
Reaction - 6.0

MICROSCOPIC EXAMINATION: [After centrifugation at 2000 r.p.m. for 5 minutes]

Pus Cells - 0-1 /H.P.F.
Red Cells - Absent /H.P.F.
Epithelial Cells - 0-1 /H.P.F.
Casts - Absent
Crystals - Absent
Yeast Cells - Absent
Trichomonas Vag. - Absent
Bacteria - Absent

Test is performed on 10 parameter semiauto urine chemistry analyser- Uriscan-PRO.


Dr. Pravin Gojiya
M.D. (Path)

Print Date Time : 11/12/2021 15:19

Name: Mr. Ahir Dheeraj

ID No.: 21-PNK-L733(WB)

Date: 11th December 2021

USG ABDOMEN

LIVER:

Normal in size & echotexture. IHBR appear normal. CBD ~ normal. Portal vein ~ normal.

GALL BLADDER:

Partially distended. No calculi / sludge seen.

PANCREAS:

Normal in size & echotexture. No peripancreatic collection / fat stranding seen.

No e/o pancreatic duct dilatation seen.

SPLEEN:

Normal in size & echotexture. Splenic vein is normal.

RIGHT KIDNEY:

Normal in size. Renal cortical echotexture and renal cortical thickness appears normal. Cortico medullary differentiation is maintained. No calculi / hydronephrosis.

LEFT KIDNEY:

Normal in size. Renal cortical echotexture and renal cortical thickness appears normal. Cortico medullary differentiation is maintained. No calculi / hydronephrosis.

URINARY BLADDER:

Distended, normal wall thickness. No evidence of calculi / trabeculations.

URETERS & VUJ:

Both ureters are not dilated in present scan.

Both vesicoureteric junction appear normal in present scan.

FREE FLUID :

Nil

LYMPHNODES:

Nil

BOWEL LOOPS:

Bowel loops are filled with gas. Bowel loop appear normal in calibre.

IMPRESSION:

- No significant abnormality seen in present scan.

The science of Radiological diagnosis is based on the interpretation of various shadows produced by both the normal and abnormal tissues and are not always conclusive. Abdominal fat and bowel gas may cause suboptimal scan window which can compromise / affect the findings. Further biochemical and radiological investigation & clinical correlation are required to reach the final diagnosis. The report and films are not valid for medico-legal purpose.

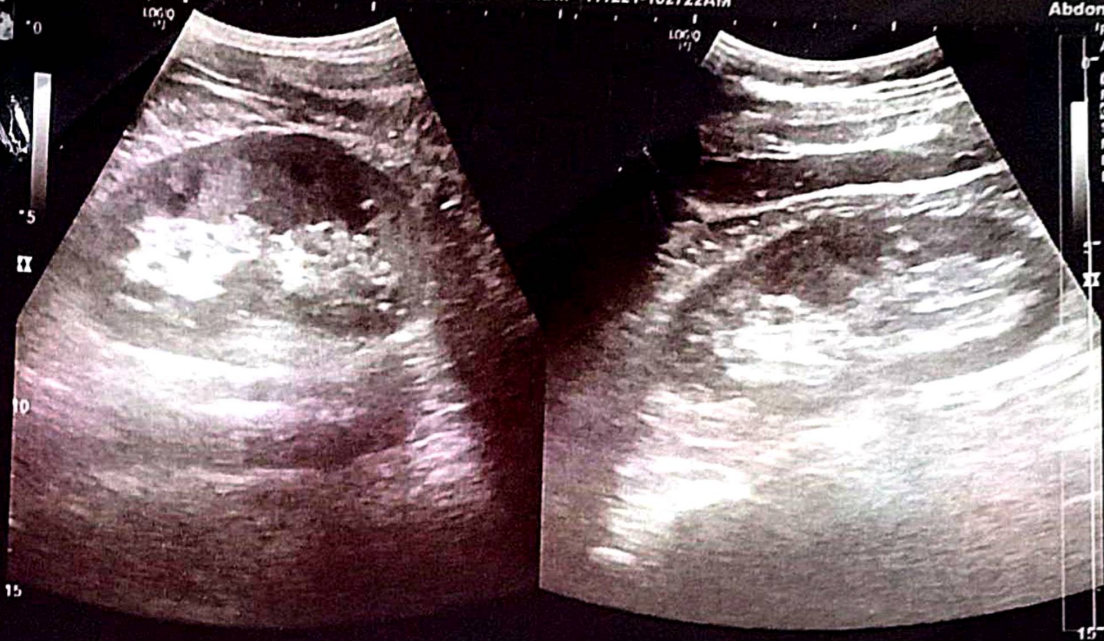
Dr. Pooja Rathod
MBBS DMRD DNB (cont.)
GMC Regn. No. - 64224

PANCHNATH HOSPITAL RAJK
11/12/21 11:14:08AM ADM 111221-102722AM

MI 1.2 Tis 0.1 C1-5

Abdomen

IFR 28
AD% 100
CM 4.0
F/U 50
S/A 3/3
Map F/O
D 15.0
DR 6.9



2975:2975 [104.5:104.5 B]
Arrow
Comment

11/12/21 11:14:08AM



Zoom



Shree Panchnath Sarvajanic Medical Trust

Managed : Smt. Manglaben Dayabhai Kotecha Hospital Reg. E 7629

Add.: Panchnath Temple, Limbda Chowk, Rajkot - 360 001

NAME OF PATIENT : Ahir Dheeraj Age:- 28 DATE:- 11/12/21

2D ECHO

Normal LV size and fair systolic function.

Overall LVEF 61%.

No RWMA at rest

Normal LV Diastolic function.

All chamber are normal in size.(AO/LA = 1.85/2.47CM)

No TR and PAH.

All valves are normal.(MVA = 2.66 cm²)

IVS and IAS are intact.

No clot, thrombus, effusion.

IVC collapsible with respiration.

Impression:-

Normal LV function with EF 61%.

No RWMA at rest.

Diameters :-

LVID s – 1.90

IVSs – 1.29

ESV – 11.22

LVID d – 2.78

EF – 61.29%

IVSd - 1.08

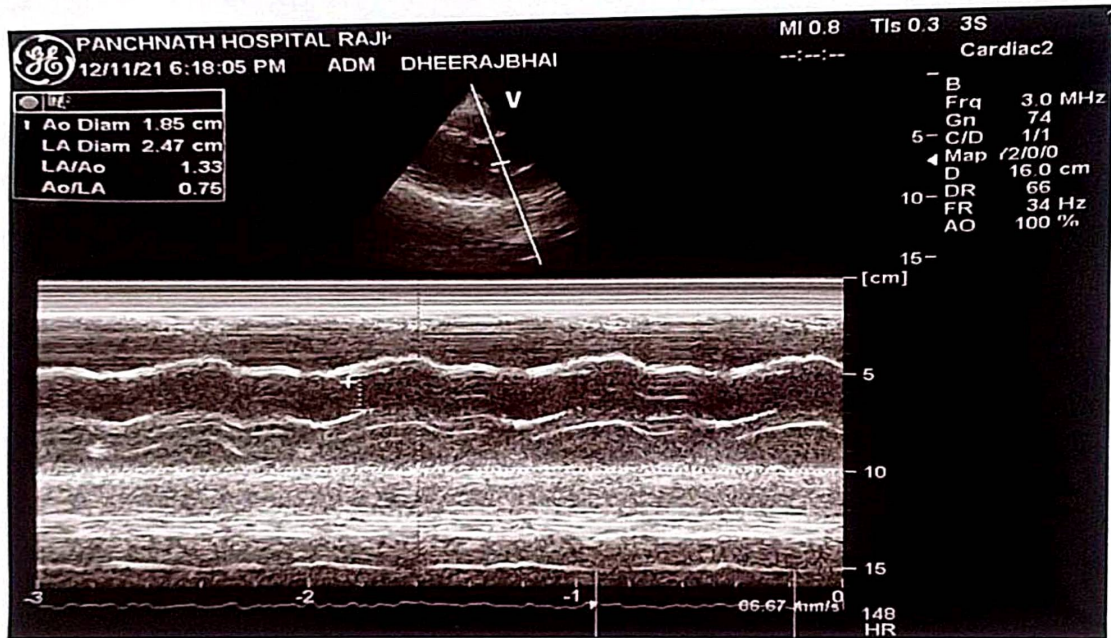
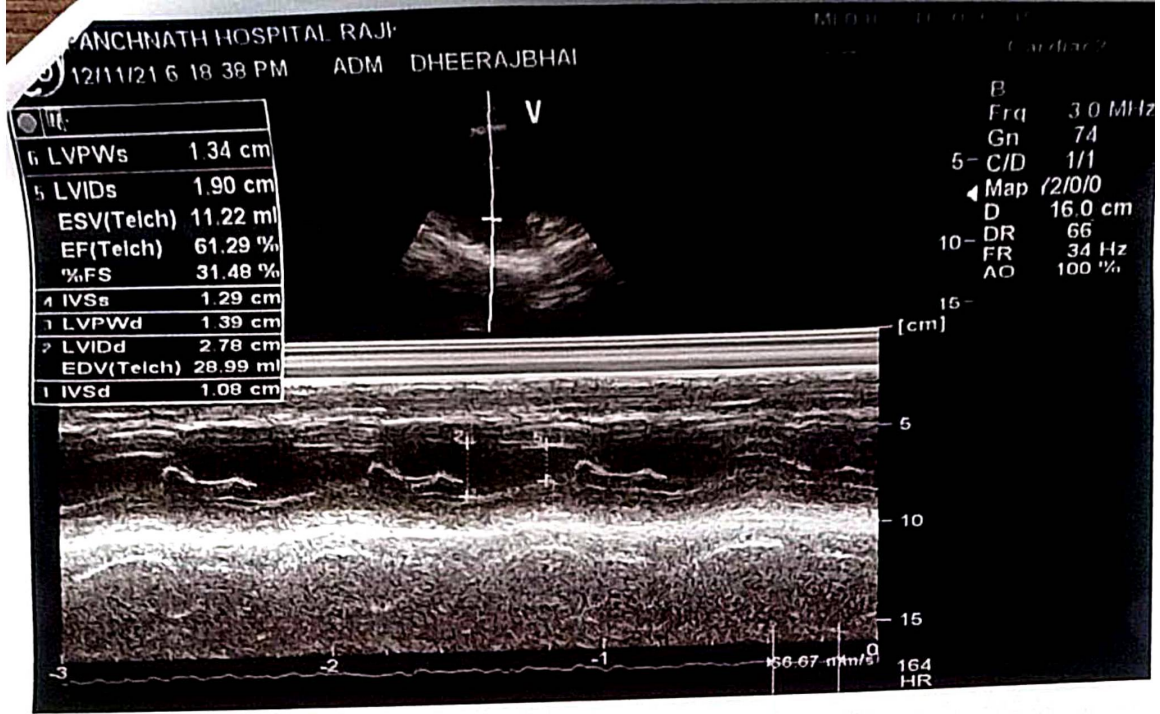
DR. GAURANG PATEL

(M.D MEDICINE)

Not for medico legal purpose. Kindly co-relate clinically.

0281 - 2223249/2231215 facebook / panchnathmahadev panchnathtrust@gmail.com www.panchnath.in

Donor : Shri Ranjitbhai Khengarbhai Dodiya OPD Department



PANCHNATH HOSPITAL RAJ-
12/11/21 6:20:22 PM ADM DHEERAJBHAI

chnath

Cardiac2
B
Frq 3.0 MHz
Gn 74
C/D 1/1
Map 12/0/0
D 16.0 cm
DR 72
FR 58 Hz
AO 100 %

V

5-

10-

15-

153
HR

PANCHNATH HOSPITAL RAJ-
12/11/21 6:19:45 PM ADM DHEERAJBHAI

MI 0.8 TIs 0.6 3S
Cardiac2

MVA
1 MVA Planimetry 2.66 cm²

B
Frq 3.0 MHz
Gn 74
C/D 1/1
Map 12/0/0
D 16.0 cm
DR 72
FR 58 Hz
AO 100 %

V

5-

10-

15-

160
HR

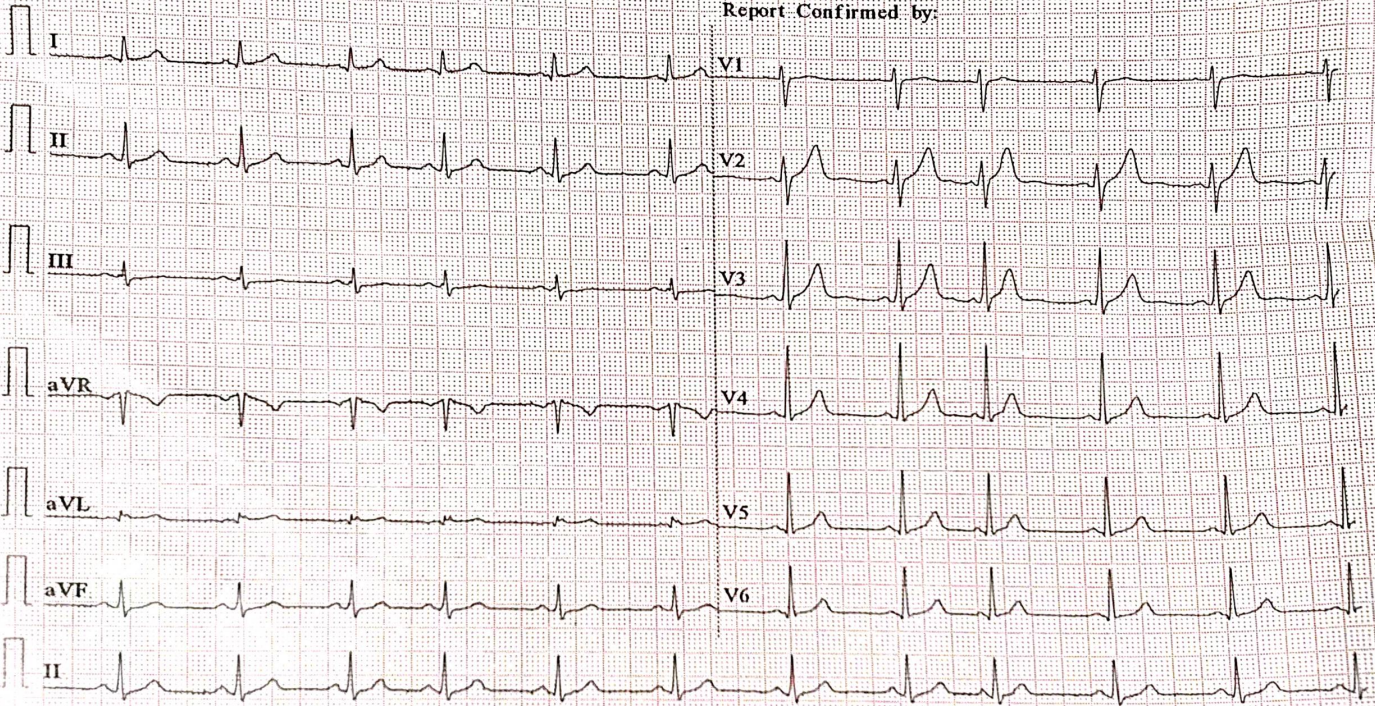


ID: 649
MR AHIR DHEERAJ
Male 28Years

11-12-2021 10:58:07 **RPL**
HR : 70 bpm
P : 100 ms
PR : 130 ms
QRS : 94 ms
QT/QTc : 370/401 ms
PQRS/T : 62/45/40
RV5/SV1 : 1.237/0.607 mV

Diagnosis Information:
Sinus Rhythm
Normal ECG

Report Confirmed by:





2021/12/11 18:39



भारत सरकार
Government of India



Download Date: 26/07/2021



धीरज अहीर
Dheeraj Ahir
जन्म तिथि/DOB: 27/03/1993
पुरुष/ MALE

Issue Date: 04/09/2015

4910 5214 8546

VID : 9132 1561 5943 5579

मेरा **आधार**, मेरी पहचान



भारतीय विशिष्ट पहचान प्राधिकरण

Unique Identification Authority of India




पता:

S/O गोविन्द अहीर, 40, कृष्णपुरा, धारनाका, म्हो, इंदौर,
मध्य प्रदेश - 453441

Address:

S/O, Govind Ahir, 40, Krishnapura, Dhamaka,
Mhow, Indore,
Madhya Pradesh - 453441



4910 5214 8546

VID : 9132 1561 5943 5579

1947

help@uidai.gov.in

www.uidai.gov.in