



REVIVAL DIAGNOSTICS



HEALTH CHECK-UP SUMMARY

Name : Jayekubhai Gohel

Date: 08/04/2023

Email ID :

Sex : M

Age : 30 Years

Contact No: 9574599150

Remarks :	
Under-weight	<input type="checkbox"/>
Normal	<input type="checkbox"/>
Over-weight	<input checked="" type="checkbox"/>

i> BMI

Height (in Cm) : 158 Weight (in Kg) : 67 BMI: 26.8 kg/m²

ii> Blood Pressure & Pulse

120/80 mm/hg
84 /min.

If high or low, whether the person is on medication : YES / NO

iii> Blood Tests & Lung Function Remarks

PS }
CNS }
CNS } @

If abnormal, whether the person is on medication : YES / NO

iv> Eye Test Remarks

Eye Test : R 6/6 L 6/6

Color Vision: 2

v> Heart Disease

Whether any specific heart ailment detected (ECG findings) :

Normal

vi> Any other problems needing attention / Overall Assessment :

NO

Chirag Patel

Dr. Chirag Patel
M.B.B.S. G-49432

Revival Diagnostics
Signature of the Doctor

401-Aqua Corridor,
Beside Star Bazar, Adajan,
Surat-395009. Mo. 9825947712



0261 2747788, 9825947712

4TH Floor, Aqua Corridor, Hazira Road, Adajan Pal, Surat-395009.



revivaldiagnostics.surat@gmail.com

www.revivaldiagnostics.com

This Medical Report Is Not Intended For Medico-legal Purposes.
Laboratory Test Results Are Subject To Technical Limitation And Should
Be Clinically Correlate For Final Diagnosis



REVIVAL DIAGNOSTICS

NAME: Jaysukhbhai Gohel SEX: M
BIRTHDATE: 29/10/1992 AGE: 30

DEPARTMENT OF OPHTHALMOLOGY

EYE TEST:

1. VISION:

RIGHT EYE - 6/6

LEFT EYE - 6/6

2. COLOR VISION:

RIGHT EYE - ⊙

LEFT EYE - ⊙

3. FUNDUS:

RIGHT EYE - ⊙

LEFT EYE - ⊙

REMARKS:

Revival Diagnostics
401-Aqua Corridor,
Beside Star Bazar, Adajan
Ophthalmologist/Optomtrist
Surat-395009. Mo. 9825947712

 0261 2747788, 9825947712

 4TH Floor, Aqua Corridor, Hazira Road, Adajan Pal, Surat-395009.

 revivaldiagnostics.surat@gmail.com

 www.revivaldiagnostics.com

This Medical Report Is Not Intended For Medico-legal Purposes.
Laboratory Test Results Are Subject To Technical Limitation And Should
Be Clinically Correlate For Final Diagnosis



REVIVAL DIAGNOSTICS

Dental Assessment Form

NAME Jaysukhbhai Grohel
AGE 30

DATE 08/04/2023
SEX male

* CHIEF COMPLAINT

- A CLINICAL FEATURES :- swarm
- 1 CAVIES :- }
2 MISSING TOOTH :- } NO
3 MALOCCLUSION :- }
4 FILLING :- }
- B DIAGNOSIS :- (2)
- C PERSONAL HISTORY :- Hygienic
- D PROVISIONAL D/G :- (2)
- E MEDICAL HISTORY :- NO
- F FINAL D/G :- swarm
- G TREATMENT PLAN :- NO

CLINT SIGN



0261 2747788, 9825947712



4TH Floor, Aqua Corridor, Hazira Road, Adajan Pal, Surat-395009.



revivaldiagnostics.surat@gmail.com



www.revivaldiagnostics.com

This Medical Report Is Not Intended For Medico-legal Purposes.
Laboratory Test Results Are Subject To Technical Limitation And Should
Be Clinically Correlate For Final Diagnosis



REVIVAL DIAGNOSTICS



Name	JAYSUKHBHAI D GOHEL	Age/Gender	30Yrs/Male
Reg No.	3639/23	Receipt No	317
Referred By	BOB - MEDI WHEEL(PKG10000240)	Mode of Payment	CREDIT
Collection Type	CENTER	Collection DateTime	08-Apr-2023 10:04 AM

BLOOD GROUP - 080423180 Released at 08-Apr-2023 12:00 PM

Parameter	Result	Biological Ref.Range	Method
-Blood Group	"A"		
-Rh Factor	POSITIVE		

CBC - 080423178 Released at 08-Apr-2023 11:20 AM

Parameter	Result	Biological Ref.Range	Method
-Haemoglobin	17.0 gm/dL	(13.5 - 18 gm/dL)	Auto
-RBC Count	5.96 mill/cumm	(4.6 - 6.2 mill/cumm)	Auto
-Total WBC Count	4500 /cumm	(4000 - 10000 /cumm)	Auto
-Platelet Count	1.89 lakh/cumm	(1.5 - 4.5 lakh/cumm)	Auto

Blood Indices

-HCT	51.8 %	(40 - 55 %)	Auto
-MCV	87.0 fl	(80 - 92 fl)	Auto
-MCH	28.5 pg	(27 - 31 pg)	Auto
-MCHC	32.8 gm/dL	(32 - 36 gm/dL)	Auto
-RDW	13.0 %	(11 - 15 %)	Auto

Diff WBC Count

-Polymorphs	50 %	(40 - 80 %)	Microscopically
-Lymphocytes	45 %	H (20 - 40 %)	Microscopically
-Eosinophils	03 %	(1 - 6 %)	Microscopically
-Monocytes	02 %	(2 - 7 %)	Microscopically
-Basophils	00 %	(0 - 1 %)	Microscopically
-PLATELET ON SMEAR	Adequate		Microscopically
-MALARIAL PARASITES	Malarial Parasites Not Detected		Microscopically

[Test performed on Fully Automated Hematology Analyzer ERBA H-360]

Revival Diagnostics

401-Aqua Corridor,
Beside Star Bazar, Adajan,
Surat-395009. Mo. 9825947712

Dr. Shivangi Gandhi

M.B.B.S, M.D (Pathology)



0261 2747788, 9825947712



4th Floor, Aqua Corridor, Hazira Road, Adajan Pal, Surat-395009.



revivaldiagnostics.surat@gmail.com



www.revivaldiagnostics.com

This Medical Report Is Not Intended For Medico-legal Purposes.
Laboratory Test Results Are Subject To Technical Limitation And Should
Be Clinically Correlate For Final Diagnosis



REVIVAL DIAGNOSTICS

Name	JAYSUKHBHAI D GOHEL	Age/Gender	30Yrs/Male
Reg No.	3639/23	Receipt No	317
Referred By	BOB - MEDI WHEEL(PKG10000240)	Mode of Payment	CREDIT
Collection Type	CENTER	Collection DateTime	08-Apr-2023 10:04 AM

ESR - 080423178 Released at 08-Apr-2023 11:20 AM

Parameter	Result	Biological Ref.Range	Method
-E.S.R	02 mm/hr	(1 - 10 mm/hr)	



Revival Diagnostics

401-Aqua Corridor

Beside Star Bazar, Adajan

Surat-395009, Mo: 9825947712

revivaldiagnostics.surat@gmail.com



0261 2747788, 9825947712

4TH Floor, Aqua Corridor, Hazira Road, Adajan Pal, Surat-395009.



www.revivaldiagnostics.com

This Medical Report Is Not Intended For Medico-legal Purposes.
Laboratory Test Results Are Subject To Technical Limitation And Should
Be Clinically Correlate For Final Diagnosis



REVIVAL DIAGNOSTICS

Name	JAYSUKHBHAI D GOHEL	Age/Gender	30Yrs/Male
Reg No.	3639/23	Receipt No	317
Referred By	BOB - MEDI WHEEL(PKG10000240)	Mode of Payment	CREDIT
Collection Type	CENTER	Collection DateTime	08-Apr-2023 10:04 AM

FBS & PPBS - 080423179 Released at 08-Apr-2023 02:10 PM

Parameter	Result	Biological Ref.Range	Method
-Fasting Blood Sugar (FBS)	91 mg/dL	70-100 mg/dl Impaired Tolerance:100-125 Diabetes Mellitus:>=126 (On more than one occasion) (American diabetes association guidelines 2022)	
-Fasting Urine Sugar	Absent		
-Fasting Urine Acetone	Absent		
-PPBS	120 mg/dL	(90 - 140 mg/dL)	
-PP2BS URINE SUGAR	Absent		
-PP2BS URINE ACETONE	Absent		

HBA1C - 080423178 Released at 08-Apr-2023 02:12 PM

Parameter	Result	Biological Ref.Range	Method
-HBA1C	5.3 %	HbA1C Degree of Glucose Control <5.6 % Non Diabetics 5.7 - 6.4 % Prediabetics > =6.5 % Diabetics (REF:Wallace, 11th Edition) REMARKS: 6 - 7 % Excellent Control 7 - 8 % Good Control 8 - 10 % Unsatisfactory Control >10 % Poor Control	Boronate Affinity
-Method[]		High Performance Liquid Chromatography (HPLC)	



0261 2747788, 9825947712



4TH Floor, Aqua Corridor, Hazira Road, Adajan Pal, Surat-395009.

Revival Diagnostics

401-Aqua Corridor,

Beside Star Bazar, Adajan,

Surat-395009. Mo. 9825947712



Dr. Shivangi Gandhi
M.B.B.S, M.D.(Pathology)
revivaldiagnostics.surat@gmail.com



www.revivaldiagnostics.com

This Medical Report Is Not Intended For Medico-legal Purposes.
Laboratory Test Results Are Subject To Technical Limitation And Should
Be Clinically Correlate For Final Diagnosis



Name	JAYSUKHBHAI D GOHEL	Age/Gender	30Yrs/Male
Reg No.	3639/23	Receipt No	317
Referred By	BOB - MEDI WHEEL(PKG10000240)	Mode of Payment	CREDIT
Collection Type	CENTER	Collection DateTime	08-Apr-2023 10:04 AM

LIVER FUNCTION TEST (LFT) - 080423180 Released at 08-Apr-2023 02:10 PM

Parameter	Result	Biological Ref.Range	Method
-Serum Total Bilirubin	0.6 mg/dL	(0 - 1.3 mg/dL)	Diazo
-Serum Direct Bilirubin	0.2 mg/dL	(0 - 0.4 mg/dL)	Diazo
-Serum InDirect Bilirubin	0.4 mg/dL	(0.1 - 1.3 mg/dL)	Calculated
-Total Protein (TP)	6.9 gm/dL	(6.4 - 8.3 gm/dL)	Biuret
-Albumin (ALB)	4.3 gm/dL	(3.5 - 5.2 gm/dL)	BCG
-Globulin	2.6 gm/dL	(2.3 - 3.6 gm/dL)	Calculated
-A/G Ratio	1.65 gm/dL	(1 - 2.3 gm/dL)	Calculated
-SGPT(ALT)	57 U/L	H (5 - 45 U/L)	IFCC, Kinetic without Pyridoxal Phosphate
-SGOT (AST)	60 U/L	H (0 - 35 U/L)	IFCC, Without Pyridoxal Phosphate
-Alkaline Phosph.	85 U/L	(42 - 128 U/L)	ALP-AMP
-GGT	61 U/L	H (5 - 50 U/L)	Glupa-C

[Test performed on Fully Automated Biochemistry Analyzer ERBA EM200]

REVIVAL
DIAGNOSTICS

Revival Diagnostics

401-Aqua Corridor
Beside Star Bazar, Adajan,
Surat-395009. Dr. Shivang Gandhi



0261 2747788, 9825947712



4TH Floor, Aqua Corridor, Hazira Road, Adajan Pal, Surat-395009.



revivaldiagnostics.surat@gmail.com



www.revivaldiagnostics.com

This Medical Report Is Not Intended For Medico-legal Purposes.
Laboratory Test Results Are Subject To Technical Limitation And Should
Be Clinically Correlate For Final Diagnosis



REVIVAL DIAGNOSTICS

Name	JAYSUKHBHAI D GOHEL	Age/Gender	30Yrs/Male
Reg No.	3639/23	Receipt No	317
Referred By	BOB - MEDI WHEEL(PKG10000240)	Mode of Payment	CREDIT
Collection Type	CENTER	Collection DateTime	08-Apr-2023 10:04 AM

Creatinine - 080423180 Released at 08-Apr-2023 02:12 PM

Parameter	Result	Biological Ref.Range	Method
-Creatinine	0.7 mg/dL	(0.6 - 1.4 mg/dL)	ENZYMATIC

BUN - 080423180 Released at 08-Apr-2023 10:50 AM

Parameter	Result	Biological Ref.Range	Method
-Blood Urea Nitrogen (BUN)	12 mg/dL	(6 - 20 mg/dL)	Calculated

Uric Acid - 080423177 Released at 08-Apr-2023 02:13 PM

Parameter	Result	Biological Ref.Range	Method
-Uric Acid	4.5 mg/dL	(3.5 - 7.2 mg/dL)	Uricase-POD

REVIVAL
DIAGNOSTICS

Revival Diagnostics

401-Aqra Corridor,
Beside Star Bazar, Adajan,
Surat-395009. Mo. 9825947712

Dr. Shivangi Gandhi

M.B.B.S, M.D. (Pathology)

revivaldiagnostics.surat@gmail.com

www.revivaldiagnostics.com



0261 2747788, 9825947712



4TH Floor, Aqua Corridor, Hazira Road, Adajan Pal, Surat-395009.



This Medical Report Is Not Intended For Medico-legal Purposes.
Laboratory Test Results Are Subject To Technical Limitation And Should
Be Clinically Correlate For Final Diagnosis



REVIVAL DIAGNOSTICS

Name	JAYSUKHBHAI D GOHEL	Age/Gender	30Yrs/Male
Reg No.	3639/23	Receipt No	317
Referred By	BOB - MEDI WHEEL(PKG1000240)	Mode of Payment	CREDIT
Collection Type	CENTER	Collection DateTime	08-Apr-2023 10:04 AM

Lipid Profile - 080423180 Released at 08-Apr-2023 02:13 PM

Parameter	Result	Biological Ref.Range	Method
-Serum Cholesterol	200 mg/dL	Desirable < 200 mg/dl Borderline High : 200-239 mg/dl High : > 240 mg/dl	CHOD-PAP
-Serum Triglyceride	147 mg/dL	Normal < 150 mg/dl Borderline High : 150 - 159 mg/dl High : 200 - 499 mg/dl Very High : 500 mg/dl	GPO-POD Method
-Serum HDLD(Direct)	40 mg/dL	Normal :> 55 mg/dl Borderline : 35-55 mg/dl Undesirable: < 35 mg/dl	PVS-PEGME Precipitation with CHOD-POD
-Serum VLDL	29 mg/dL	(5 - 30 mg/dL)	Calculated
-Serum LDL(Direct).	131 mg/dL	Optimal:< 100 mg/dl Above Optimal : 100- 129 mg/dl Borderline High : 130-159 mg/dl High : > 160-189mg/dl Very High : >190 mg/dl	Calculated
-Chol/HDL	5.00	Low risk: <3.8 Medium Risk: 3.8 to 5.9 High Risk: > 6	Calculated
-LDL/Chol	1.53	Low risk: <3.55 Medium Risk: 3.55 to 4.0 High Risk: > 6	Calculated

[Test performed on Fully Automated Biochemistry Analyzer ERBA EM200]



0261 2747788, 9825947712



4th Floor, Aqua Corridor, Hazira Road, Adajan Pal, Surat-395009.

Revival Diagnostics

401-Aqua Corridor

Beside Star Bazar, Adajan

Dr. Shivangi Gandhi

Surat-395009, Mo: 9825947712

revivaldiagnostics.surat@gmail.com



www.revivaldiagnostics.com

This Medical Report Is Not Intended For Medico-legal Purposes.
Laboratory Test Results Are Subject To Technical Limitation And Should
Be Clinically Correlate For Final Diagnosis



REVIVAL DIAGNOSTICS

Name	JAYSUKHBHAI D GOHEL	Age/Gender	30Yrs/Male
Reg No.	3639/23	Receipt No	317
Referred By	BOB - MEDI WHEEL(PKG10000240)	Mode of Payment	CREDIT
Collection Type	CENTER	Collection DateTime	08-Apr-2023 10:04 AM

Urine Routine & Micro Examination - 080423182 Released at 08-Apr-2023 12:16 PM

Parameter	Result	Biological Ref.Range	Method
Physical Examination			
-Quantity	30		Manual
-Colour	Pale Yellow	Pale Yellow	Manual
-Appearance	Clear	Clear	Manual
-Reaction (pH)	Acidic		Dipstick
-Specific Gravity	1.025		Dipstick
Chemical Examination			
-Proteins.	Absent		Dipstick
-Sugar	Absent		Dipstick
-Acetone.	Absent		Dipstick
-Bile Salts	Absent	Absent	Dipstick
-Bile Pigments	Absent	Absent	Dipstick
-Occult Blood Test (OBT).	Negative		Dipstick
Microscopic Examination			
-Pus Cells	Occasional		Microscopically
-Red Blood Cells	Absent		Microscopically
-Epithelial Cells	Occasional		Microscopically
-Bacteria.	Absent		Microscopically
-Crystals	Absent	Absent	Microscopically
-Others	NIL	Absent	Microscopic Examination

Revival Diagnostics

401-Aqua Corridor,
Beside Star Bazar, Adajan,
Surat-395009. Mo. 9825947712

Dr. Shivangi Gandhi

M.B.B.S., M.D. (Pathology)



0261 2747788, 9825947712



4TH Floor, Aqua Corridor, Hazira Road, Adajan Pal, Surat-395009.



revivaldiagnostics.surat@gmail.com



www.revivaldiagnostics.com

This Medical Report Is Not Intended For Medico-legal Purposes.
Laboratory Test Results Are Subject To Technical Limitation And Should
Be Clinically Correlate For Final Diagnosis



REVIVAL DIAGNOSTICS

Name	JAYSUKHBHAI D GOHEL	Age/Gender	30Yrs/Male
Reg No.	3639/23	Receipt No	317
Referred By	BOB - MEDI WHEEL(PKG10000240)	Mode of Payment	CREDIT
Collection Type	CENTER	Collection DateTime	08-Apr-2023 10:04 AM

Total T3 T4 TSH - 080423180 Released at 08-Apr-2023 02:12 PM

Parameter	Result	Biological Ref.Range	Method
-Total T3	0.99 ng/ml	(0.87 - 1.78 ng/ml)	Fluorescence Enzyme Immunoassay
-Total T4	6.20 ug/dl	(4.6 - 11 ug/dl)	Fluorescence Enzyme Immunoassay
-TSH	2.88 uIU/ml	0.50 - 5.50 uIU/ml 5.5 to 15 uIU/ml - Suggested Clinical co-relation or Repeat test with new sample as physiological factors can give falsely high TSH Above 15uIU/ml Hypothyroid PREGNANT WOMEN normal ranges for TSH: 1st Trimester : 0.0878 - 2.8293 uIU/ml 2nd Trimester : 0.1998 - 2.7915 uIU/ml 3rd Trimester : 0.307 - 2.9028 uIU/ml Ref: TIETZ Fundamentals of Clinical Chemistry	Fluorescence Enzyme Immunoassay

[Test performed on Fully Automated Immunology Analyzer Maglumi-600]

Revival Diagnostics

401-Aqua Corridor,
Beside Star Bazar, Adajan,
Surat-395009. Mo. 9825947712

0261 2747788, 9825947712

4TH Floor, Aqua Corridor, Hazira Road, Adajan Pal, Surat-395009.

Dr. Shivangi Gandhi
M.B.B.S, M.D (Pathology)

revivaldiagnostics.surat@gmail.com

www.revivaldiagnostics.com

This Medical Report Is Not Intended For Medico-legal Purposes.
Laboratory Test Results Are Subject To Technical Limitation And Should
Be Clinically Correlate For Final Diagnosis



Objective : FOR TESTING PURPOSE ONLY.

Protocol : BRUCE

Stage	StageTime (Min:Sec)	PhaseTime (Min:Sec)	Speed (kmph)	Grade (%)	METS	H.R. (bpm)	B.P. (mmHg)	R.P.P. x100	PVC	Comments
Supine					1.0	90	120/90	108	-	
Standing					1.0	78	120/90	93	-	
HV					1.0	73	120/90	87	-	
EXStart					1.0	73	120/90	87	-	
Stage 1	3:00	3:01	2.7	10.0	4.6	118	120/90	141	-	
Stage 2	3:00	6:01	4.0	12.0	7.0	140	130/90	182	-	
PeakEx	1:11	7:12	5.5	14.0	8.3	166	150/90	249	-	
Recovery	1:00		0.0	0.0	1.1	132	170/90	224	-	
Recovery	2:00		0.0	0.0	1.0	109	170/90	185	-	
Recovery	3:00		0.0	0.0	1.0	103	140/80	144	-	
Recovery	3:11		0.0	0.0	1.0	106	130/80	137	-	
Recovery					0.0	0	---/---	0	-	

Medication : Nil

History : Nil

Test End Reason : Test Complete

Findings :

The patient exercised according to BRUCE for 7:12, achieving a work level of Max METS:8.3. Resting heart rate initially 90 bpm, rose to a max. heart rate of 166 bpm which represents 87% of maximum age predicted heart rate. Resting blood pressure 120/90 mmhg, rose to a maximum blood pressure of 150/90 mmhg. The exercise stress test was stopped due to Test Complete

Parameters :

Exercise Time : 7:12 minutes

Max HR attained : 166 bpm 87% of Max Predictable HR 190

Max BP : 150/90(mmHg)

WorkLoad attained : 8.3 (Fair Effort Tolerance)

NOsignificant ST segment changes noted during exercise or recovery.

NOAngina/Arrhythmia/S3/murmur

Final Impression : Test is negative for inducible ischaemia.

Advice/Comments:

DR. ADITYA S BORA
 M.B.B.S., D.M.B., P.D.C.C.
 PHYSICIAN & CLINICAL CARDIOLOGIST
 G-54906

Revival Diagnostics
 401-Aqua Corridor,
 Beside Star Bazar, Adajan,
 Surat-395009. Mo. 982577712

REVIVAL DIAGNOSTICS

4TH FLOOR, AQUA CORRIDOE, NEAR STAR BAZAR, ADAJAN- 395009, SURAT

6393 / JAYSUKHBHAI D GOHEL
 30 Yrs/Male
 67 Kg/158 Cms

Date: 08-Apr-2023 09:44:22 AM

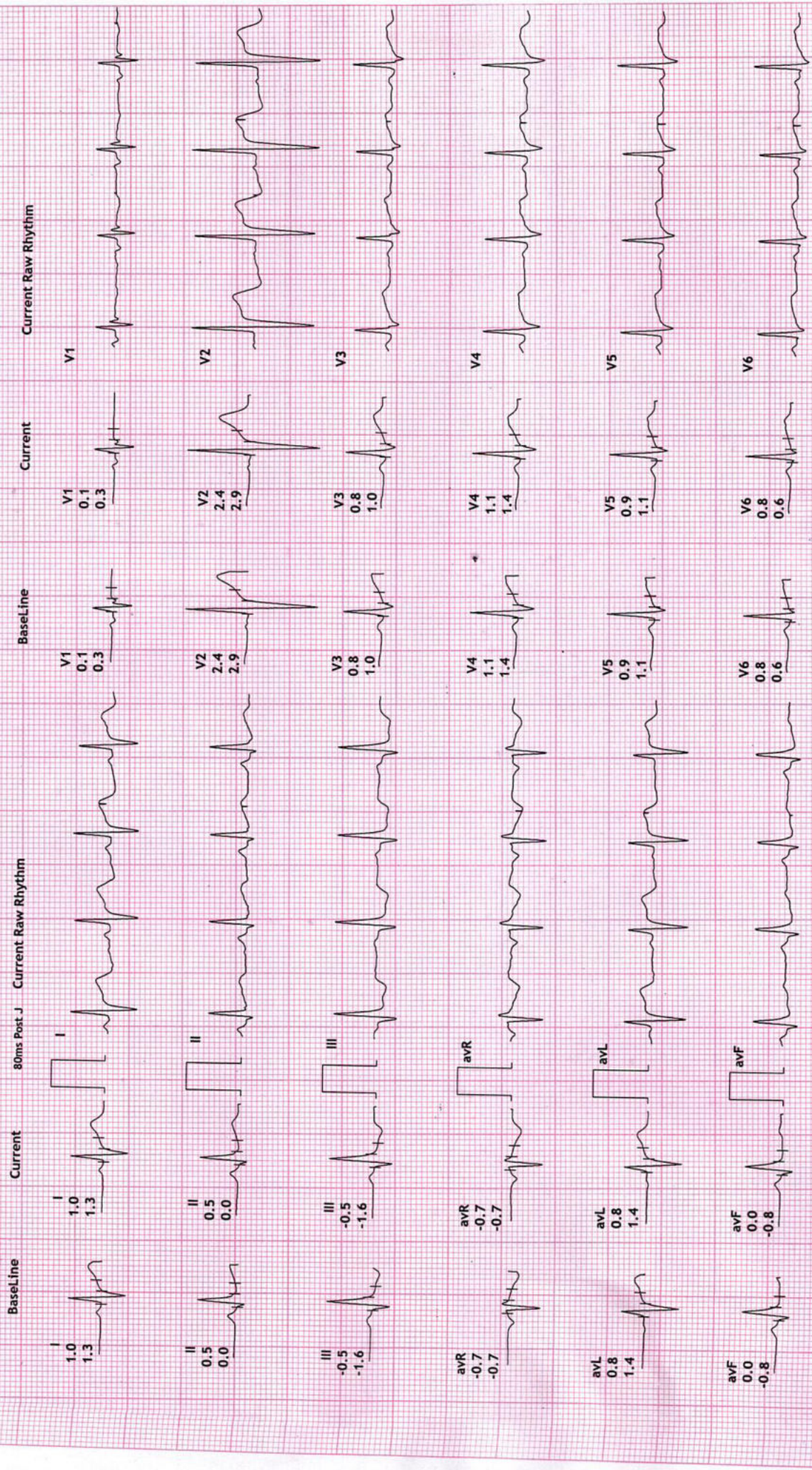
12 Lead + Comparison

MPHR: 46% of 190
 Speed: 0.0 kmph
 Grade: 0.0%

HR: 88 bpm
 METS: 1.0
 BP: 120/90

Raw ECG
 BRUCE
 (1.0-100)Hz

Ex Time 00:33
 BLC :On
 Notch :On



REVIVAL DIAGNOSTICS

4TH FLOOR, AQUA CORRIDOE, NEAR STAR BAZAR, ADAJAN- 395009, SURAT

6393/JAYSUKHBHAI D GOHEL

30 Yrs/Male

67 Kg/158 Cms

Date: 08-Apr-2023 09:44:22 AM

HR: 78 bpm

METS: 1.0

BP: 120/90

MPHR: 41% of 190

Speed: 0.0 kmph

Grade: 0.0%

Raw ECG

BRUCE

(1.0-100)Hz

Ex Time 00:45

BLC :On

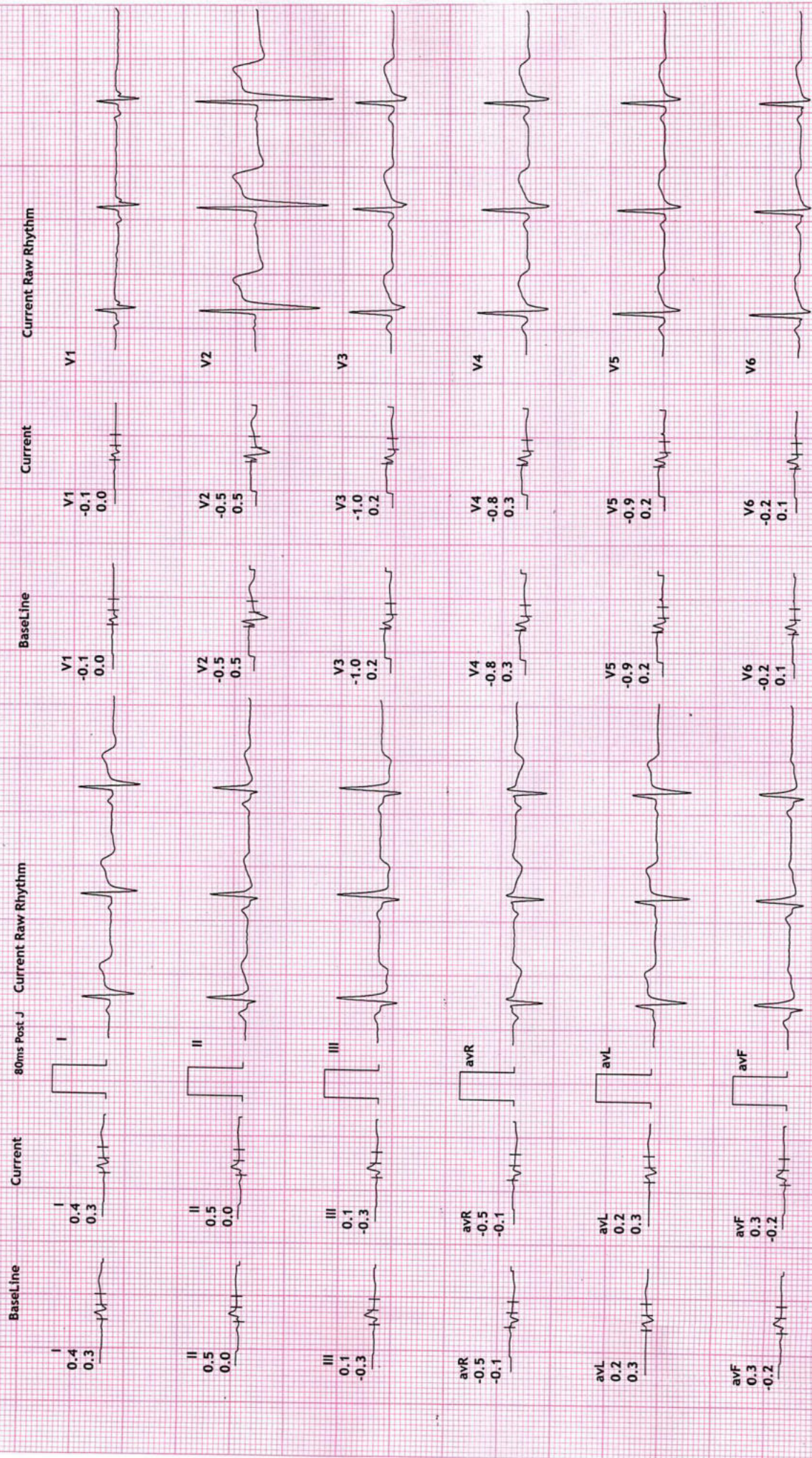
Notch :On

STANDING

10.0 mm/mV

25 mm/Sec.

12 Lead + Comparison



REVIVAL DIAGNOSTICS

4TH FLOOR, AQUA CORRIDOE, NEAR STAR BAZAR, ADAJAN- 395009, SURAT

6393/JAYSUKHBHAI D GOHEL

30 Yrs/Male

67 Kg/158-Cms

Date: 08-Apr-2023 09:44:22 AM

MPHR: 37% of 190

HR: 72 bpm

METS: 1.0

BP: 120/90

Speed: 0.0 kmph

Grade: 0.0%

12 Lead + Comparison

Raw ECG

BRUCE

(1.0-100)Hz

Ex Time 01:03

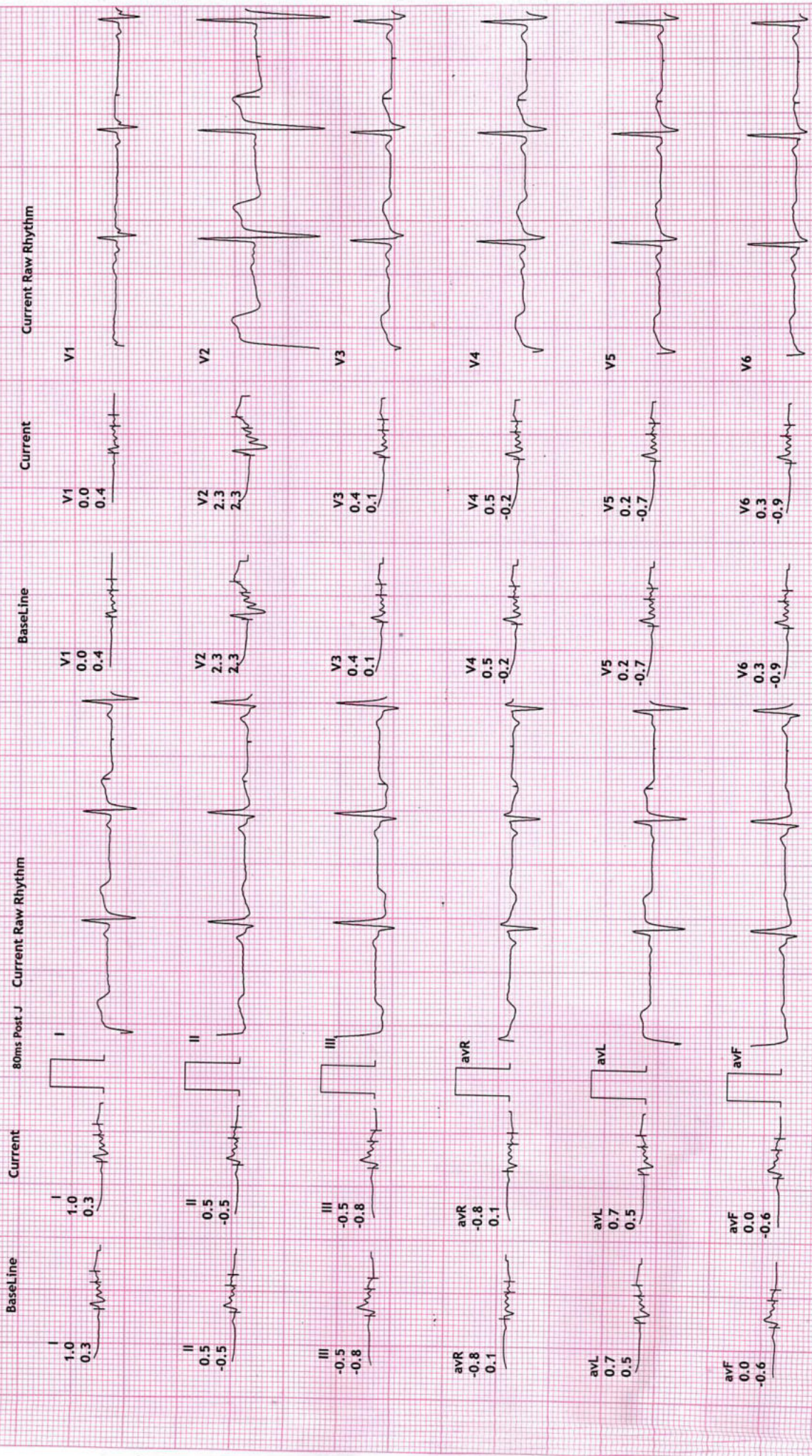
BLC :On

Notch :On

HV

10.0 mm/mV

25 mm/Sec.



REVIVAL DIAGNOSTICS

4TH FLOOR, AQUA CORRIDOE, NEAR STAR BAZAR, ADAJAN- 395009, SURAT

6393/JAYSUKHBHAI D GOHEL

30 Yrs/Male

67 Kg/158 Cms

Date: 08-Apr-2023 09:44:22 AM

HR: 72 bpm

METS: 1.0

BP: 120/90

MPHR: 37% of 190

Speed: 0.0 kmph

Grade: 0.0%

Raw ECG

BRUCE

(1.0-100)Hz

Ex Time 00:00

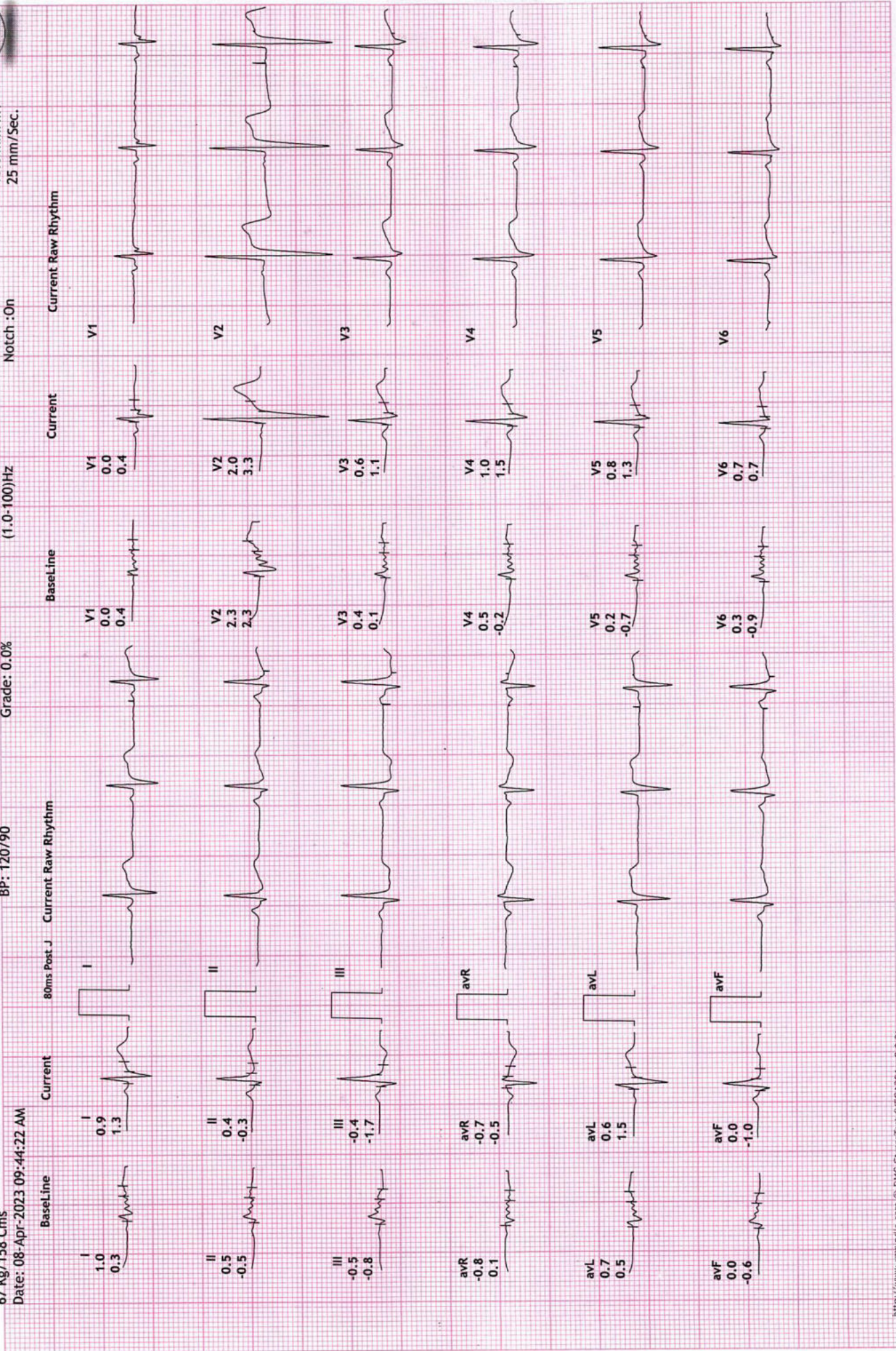
BLC : On

Notch : On

ExStnr

10.0 mm/mV

25 mm/Sec.



REVIVAL DIAGNOSTICS

4TH FLOOR, AQUA CORRIDOE, NEAR STAR BAZAR, ADAJAN- 3950009, SURAT

6393/JAYSUKHBHAI D GOHEL

30 Yrs/Male

67 Kg/158 Cms

Date: 08-Apr-2023 09:44:22 AM

12 Lead + Comparison

MPHR: 62% of 190

HR: 118 bpm

METS: 4.6

BP: 120/90

Raw ECG

BRUCE

(1.0-100)Hz

Ex Time 03:00

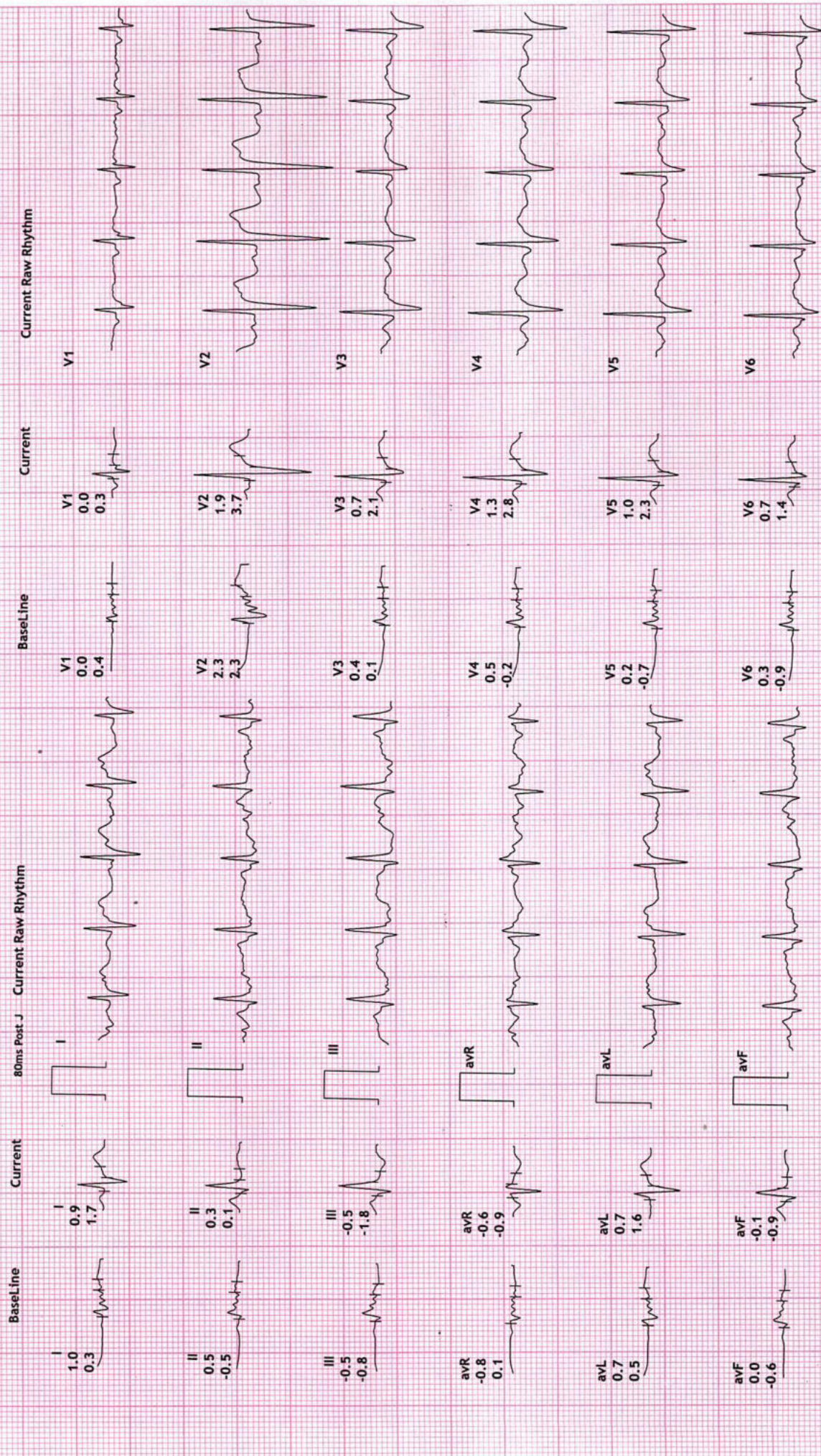
BLC : On

Notch : On

Stage 1 (03:00

10.0 mm/mV

25 mm/Sec.



REVIVAL DIAGNOSTICS

4TH FLOOR, AQUA CORRIDOE, NEAR STAR BAZAR, ADAJAN- 395009, SURAT

6393/JAYSUKHBHAI D GOHEL

30 Yrs/Male

67 Kg/158 Cms

Date: 08-Apr-2023 09:44:22 AM

HR: 140 bpm

METS: 7.0

BP: 130/90

MPHR: 73% of 190

Speed: 4.0 kmph

Grade: 12.0%

Raw ECG

BRUCE

(1.0-100)HZ

Ex Time 06:00

BLC :On

Notch :On

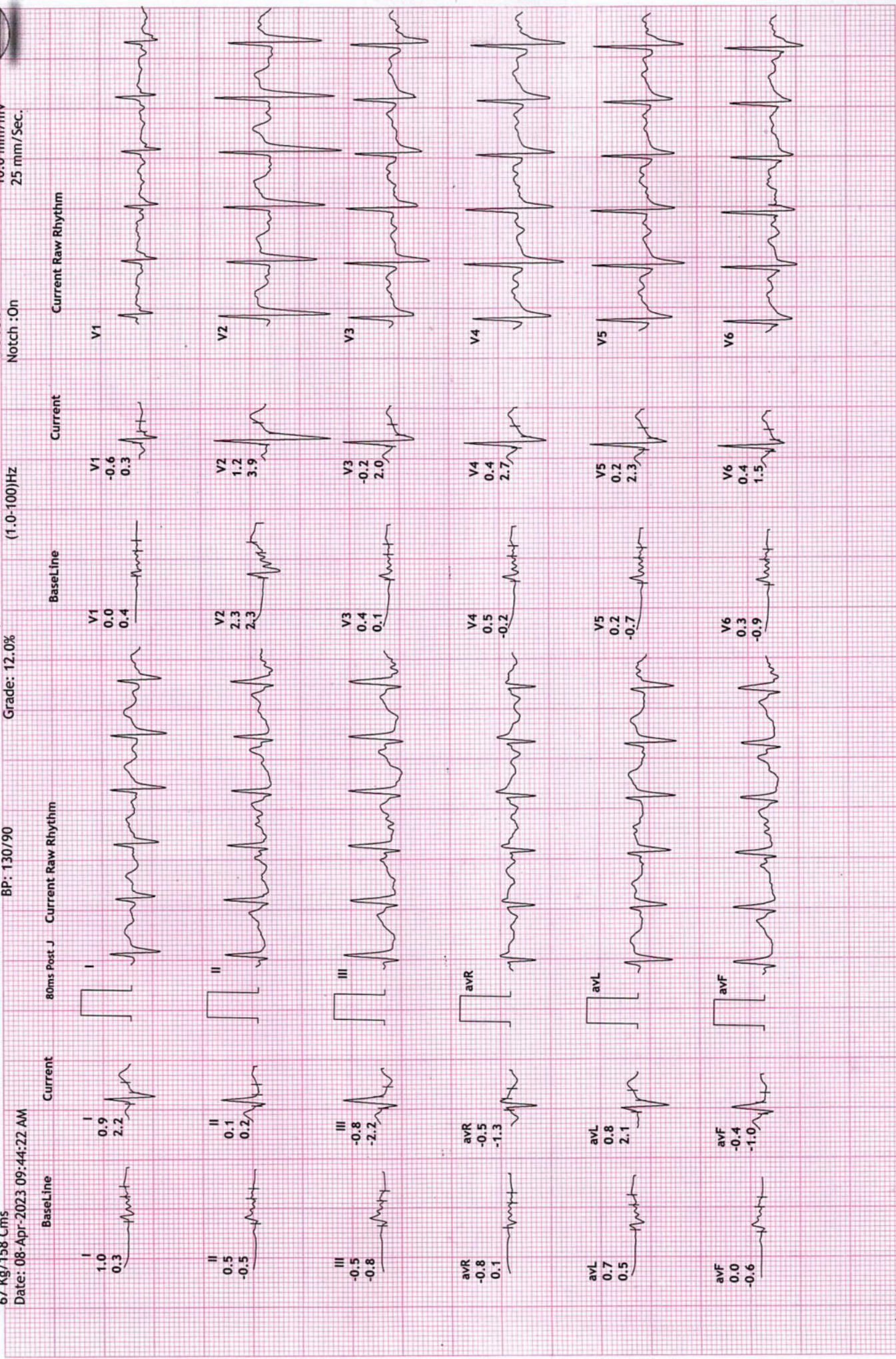
Stage 2 (03:00

10.0 mm/mV

25 mm/Sec.



12 Lead + Comparison



12 Lead + Comparison

REVIVAL DIAGNOSTICS

4TH FLOOR, AQUA CORRIDOE, NEAR STAR BAZAR, ADAJAN- 395009, SURAT

6393/JAYSUKHBHAI D GOHEL

30 Yrs/Male

67 Kg/158 Cms

Date: 08-Apr-2023 09:44:22 AM

HR: 166 bpm

METS: 8.3

BP: 150/90

MPHR: 87% of 190

Speed: 5.5 kmph

Grade: 14.0%

Raw ECG

BRUCE

(1.0-100)Hz

Ex Time 07:11

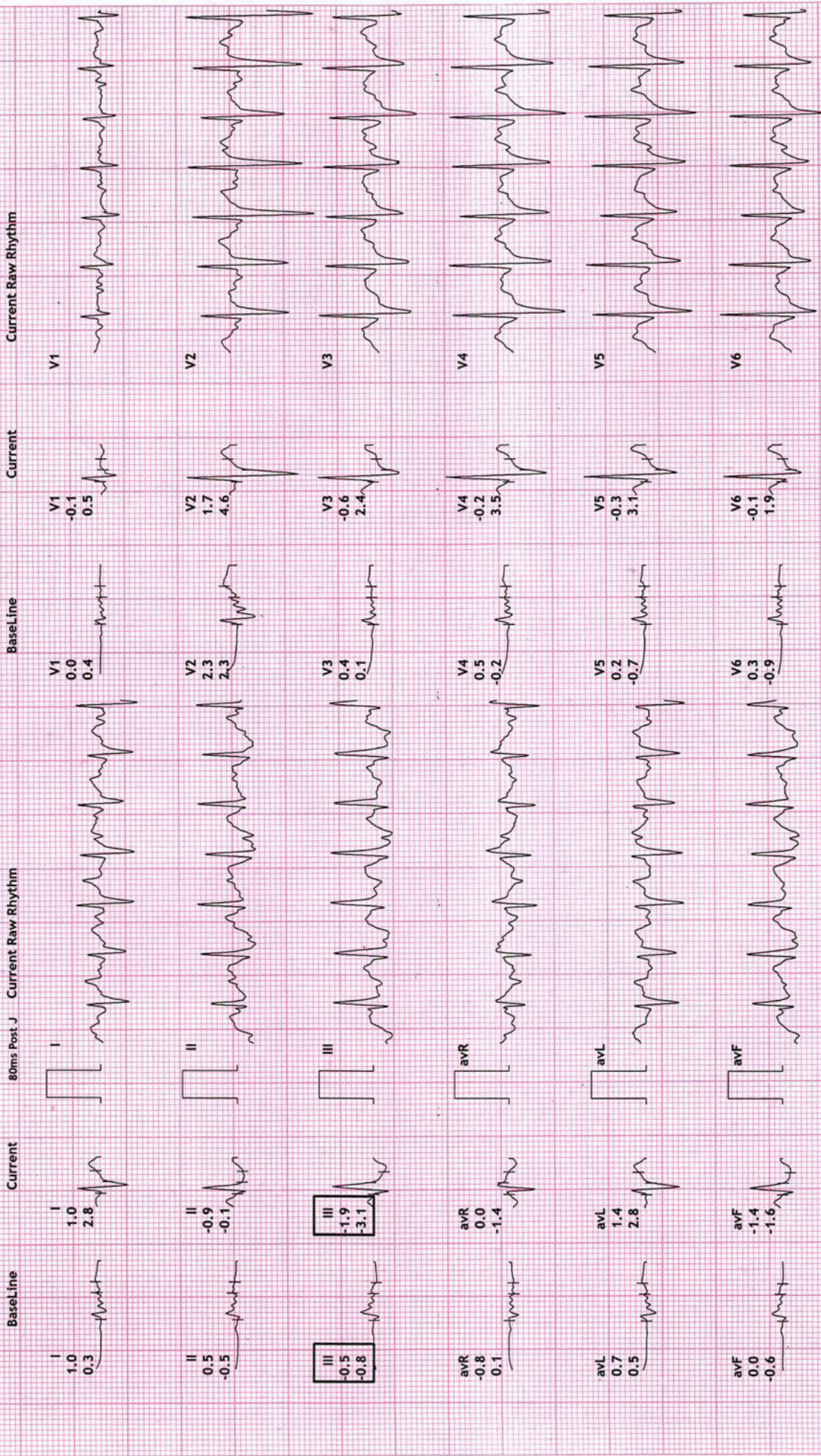
BLC : On

Notch : On

PeakEx

10.0 mm/mv

25 mm/Sec.



12 Lead + Comparison

REVIVAL DIAGNOSTICS
 4TH FLOOR, AQUA CORRIDOE, NEAR STAR BAZAR, ADAJAN- 395009, SURAT
 6393/JAYSUKHBHAI D GOHEL
 30 Yrs/Male
 67 Kg/158 Cms

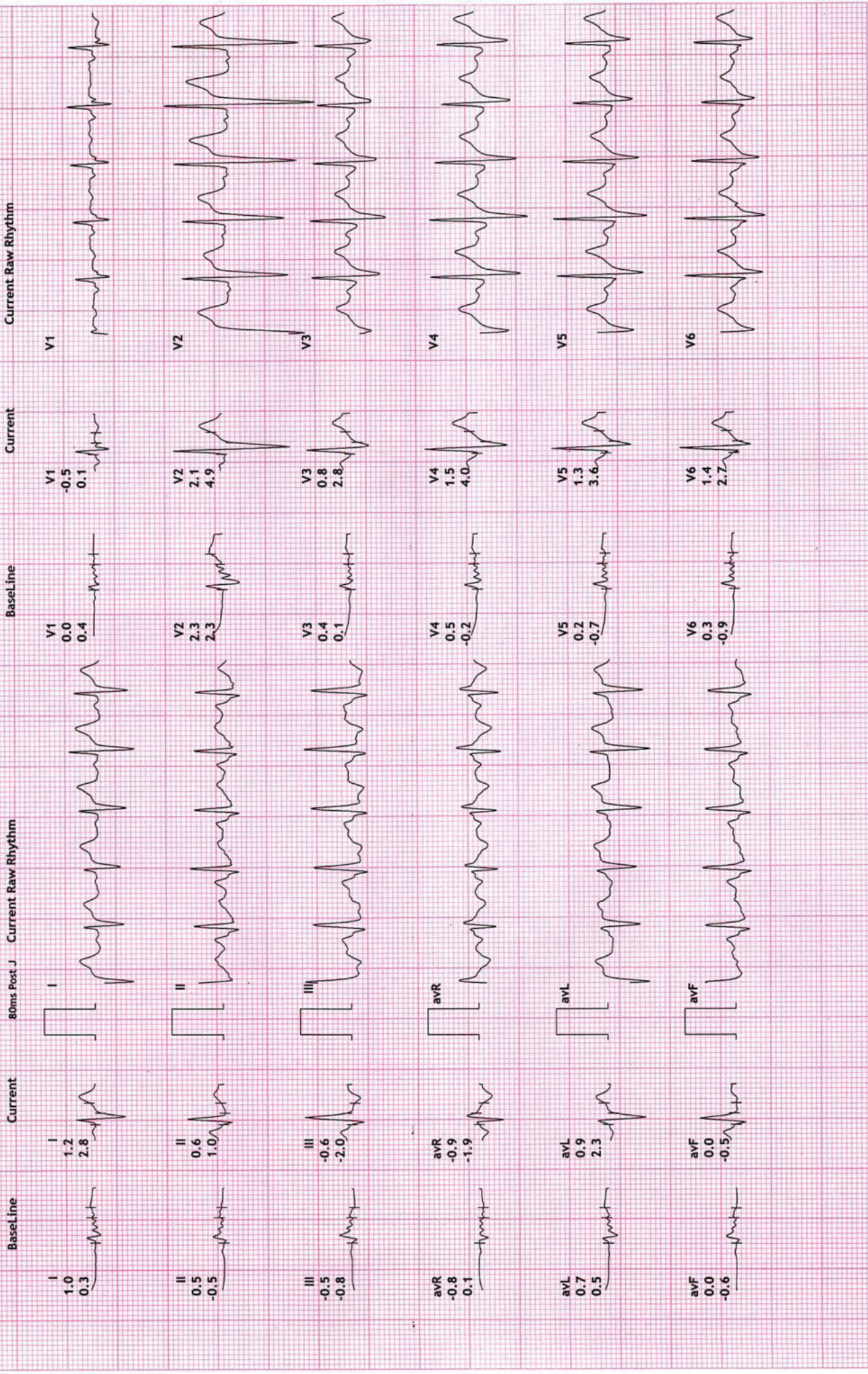
MPHR: 69% of 190
 Speed: 0.0 kmph
 Grade: 0.0%

Raw ECG
 BRUCE
 (1.0-100)Hz

Recovery : (01:00)
 10.0 mm/mV
 25 mm/Sec.

Ex Time 07:11
 BLC :On
 Notch :On

Date: 08-Apr-2023 09:44:22 AM



12 Lead + Comparison

REVIVAL DIAGNOSTICS

4TH FLOOR, AQUA CORRIDOE, NEAR STAR BAZAR, ADAJAN- 395009, SURAT

6393/JAYSUKHBHAI D GOHEL

30 Yrs/Male

67 Kg/158 Cms

Date: 08-Apr-2023 09:44:22 AM

HR: 109 bpm

METS: 1.0

BP: 170/90

MPHR: 57% of 190

Speed: 0.0 kmph

Grade: 0.0%

Raw ECG

BRUCE

(1.0-100)Hz

Ex Time 07:11

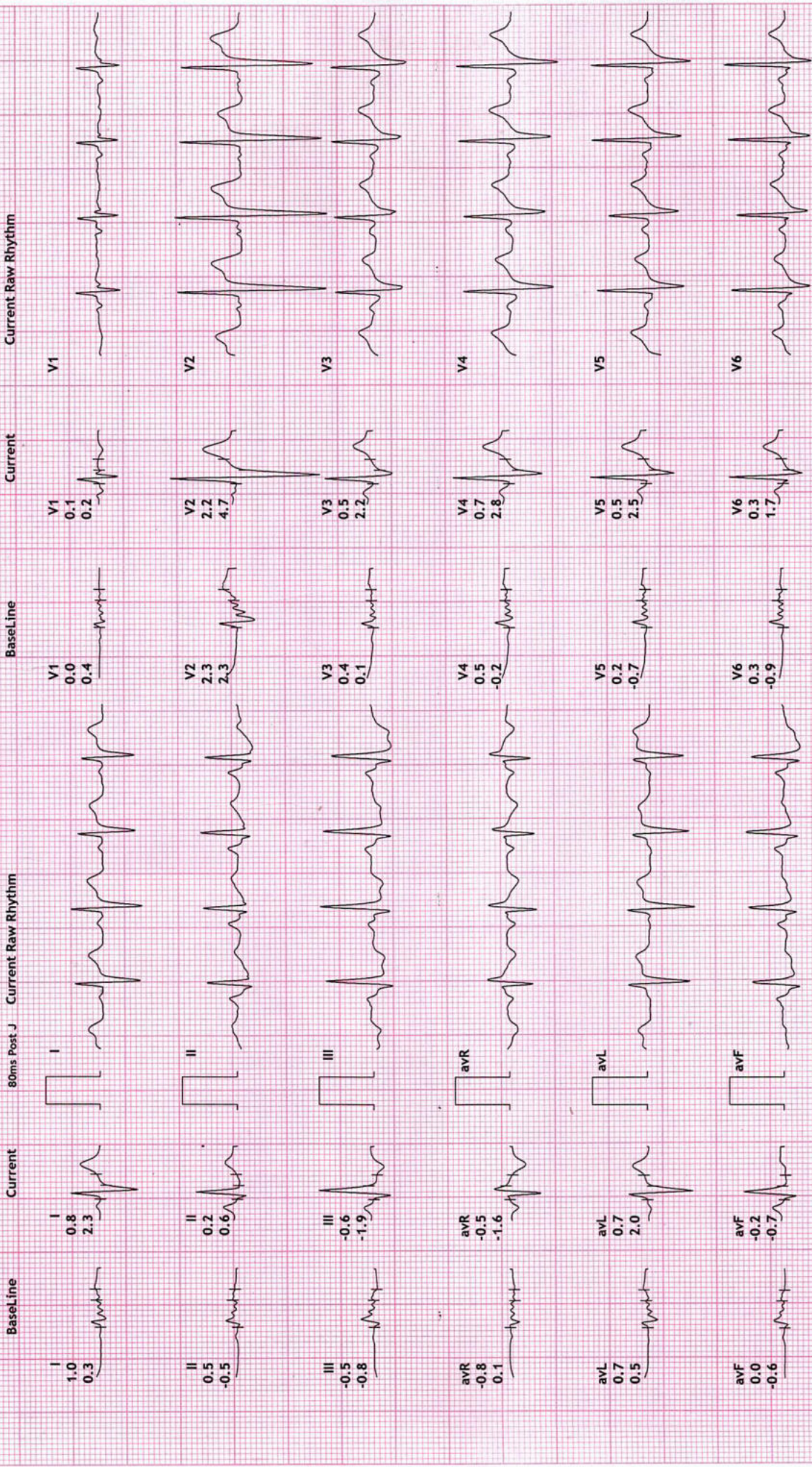
BLC : On

Notch : On

Recovery : (02.00

10.0 mm/mV

25 mm/Sec.



12 Lead + Comparison

REVIVAL DIAGNOSTICS

4TH FLOOR, AQUA CORRIDOE, NEAR STAR BAZAR, ADAJAN- 395009, SURAT

6393/JAYSUKHBHAI D GOHEL

30 Yrs/Male

67 Kg/158 Cms

Date: 08-Apr-2023 09:44:22 AM

HR: 103 bpm

METS: 1.0

BP: 140/80

MPHR: 54% of 190

Speed: 0.0 kmph

Grade: 0.0%

Raw ECG

BRUCE

(1.0-100)Hz

Ex Time 07:11

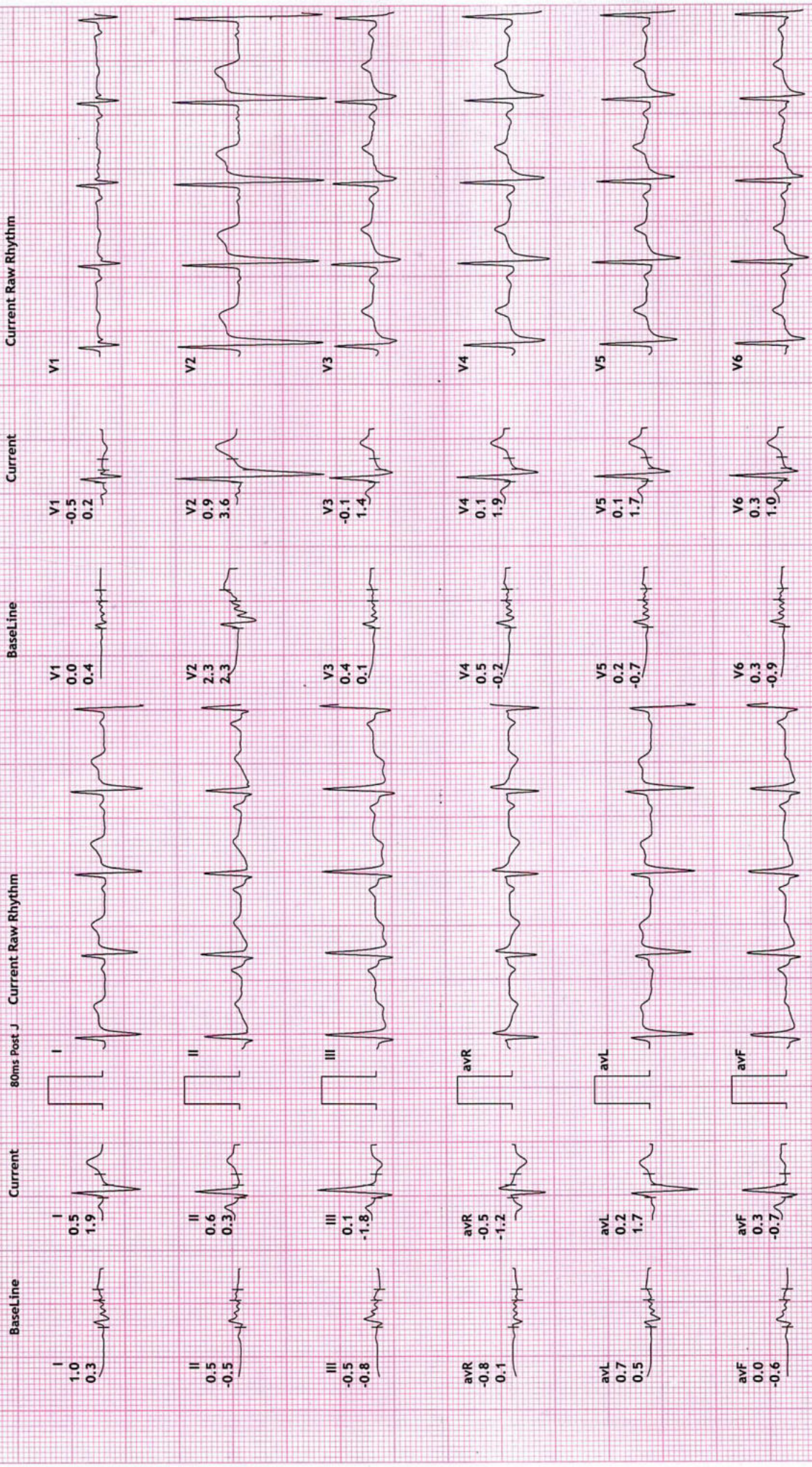
BLC : On

Notch : On

Recovery : (03.00)

10.0 mm/mV

25 mm/Sec.





REVIVAL DIAGNOSTICS

Name	JAYSUKHBHAI D GOHEL	Age/Gender	30Yrs/Male
Reg No.	3639/23	Receipt No	317
Referred By	BOB - MEDI WHEEL (PKG10000240)	Mode of Payment	CREDIT
Collection Type	CENTER	Collection DateTime	08-Apr-2023 09:27 AM

USG OF ABDOMEN & PELVIS

LIVER:

Liver is normal in size and echotexture.
No evidence of focal SOL or dilatation of IHBR seen.
Portahepatis appear normal.

GALLBLADDER:

Gallbladder appeared normal. No calculus or mass lesion seen.

PANCREAS:

Pancreas appears normal in size and echotexture.
No focal lesion, mass or pancreatitis.

SPLEEN:

Spleen appears normal in size and echotexture.

PARAAORTIC REGION:

Aorta grossly appears normal.
No paraaortic lymphnodes seen.

KIDNEYS:

Both kidneys appear normal in size, shape and in position.
Cortex and collecting system of both kidneys appears normal.
No evidence of calculus or obstructive uropathy on either side.

URINARY BLADDER:

Bladder appears normal. No calculus or mass lesion is seen.

PROSTATE:

Prostate appears normal in size and echotexture.
No evidence of free fluid in pelvis.

COMMENTS: Normal USG Abdoman and pelvis

Dr. Chirag K. Patel

MBBS-DMPD

Reg. No. G-23509

Revival Diagnostic

4th Floor, Aqua Corridor,

Nr. Star Bazar, Hazira Road, Adajan Pal, Surat-395009.

Adajan, Surat-395009.

Mo. 97266 726683



0261 2747788, 9825947712



4TH Floor, Aqua Corridor, Hazira Road, Adajan Pal, Surat-395009.



revivaldiagnostics.surat@gmail.com



www.revivaldiagnostics.com



NAME : JAYSUKHBHAI D GOHEL
AGE:30 YRS / MALE
REF BY: MEDI WHEEL

15



REVIVAL DIAGNOSTICS

Name	JAYSUKHBHAI D GOHEL	Age/Gender	30Yrs/Male
Reg No.	3639/23	Receipt No	317
Referred By	BOB - MEDI WHEEL(PKG10000240)	Mode of Payment	CREDIT
Collection Type	CENTER	Collection DateTime	08-Apr-2023 09:27 AM

CHEST RADIOGRAPH (PA VIEW)

- Hilar shadows are within normal limits.
- Pulmonary vasculature appears normal.
- Cardiac appears normal in size.
- Both domeh of the diaphragm are smooth.
- Both costophrenic recesses are clear.
- Both lung fields appear normal.
- Visualized bones and soft tissue shadows appear normal.

IMPRESSION: NORMAL STUDY.

DR.CHIRAG K PATEL
RADIOLOGIST

REVIVAL
DIAGNOSTICS

Dr. Chirag K. Patel
MBBS-DMPD
Reg. No. G-23509
Signature
Revival Diagnostic
4th Floor, Aqua Corridor,
Nr. Star Bazar, Hazira Main Road,
Adajan, Surat-395009.
Mo. 97266 726683



0261 2747788, 9825947712



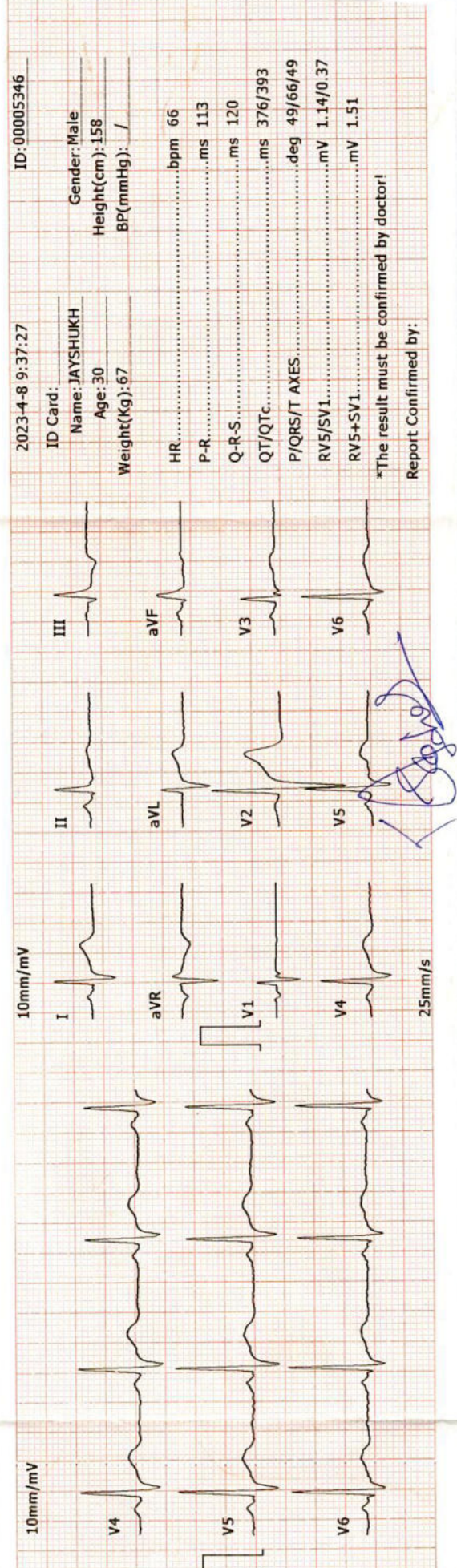
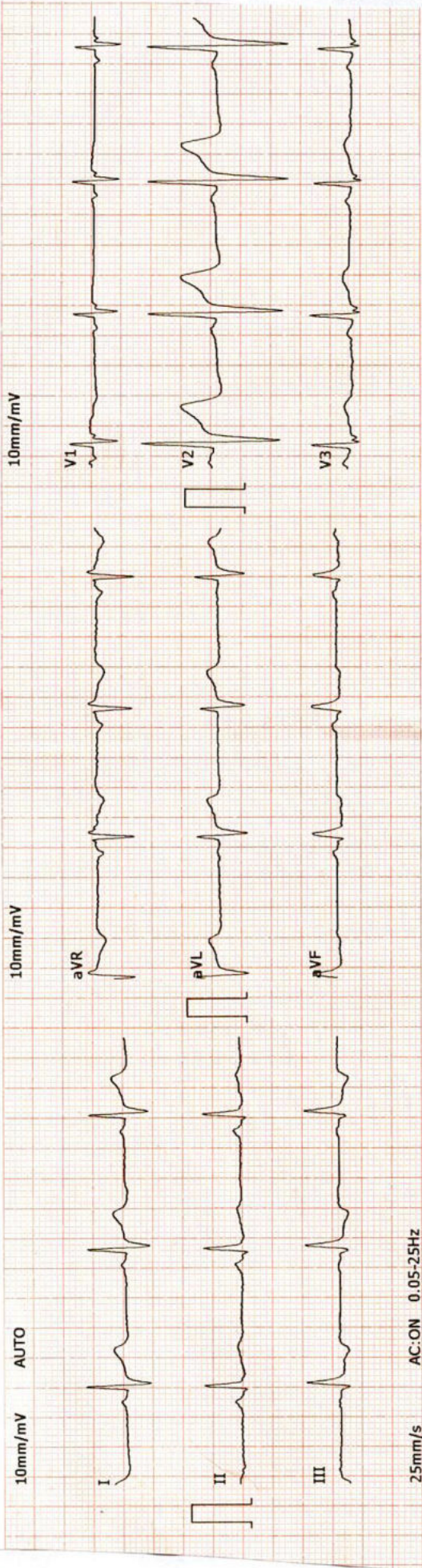
4TH Floor, Aqua Corridor, Hazira Road, Adajan Pal, Surat-395009.



revivaldiagnostics.surat@gmail.com



www.revivaldiagnostics.com



DR. ADITYA B. BORA
 MBBS, DNB (C) (C)
 CLINICIAN & CLINICAL CARDIOLOGIST
 G-54905

Revival Diagnostics
 401-Aqua Corridor,
 Beside Star Bazar, Adajan,
 Surat-395009. Mo. 9825947712



REVIVAL DIAGNOSTICS

Name	JAYSUKHBHAI D GOHEL	Age/Gender	30Yrs/Male
Reg No.	3639/23	Receipt No	317
Referred By	BOB - MEDI WHEEL(PKG10000240)	Mode of Payment	CREDIT
Collection Type	CENTER	Collection DateTime	08-Apr-2023 10:04 AM


ECG

- REPORT :

1. The rhythm is sinus.
2. Heart rate is 66 beats per minute.
3. Normal P,QRS,T wave axis.
4. Normal PR,QRS,Q.T. Duration.
5. No pathological q wave or ST-T changes seen.
6. No evidence of chamber hypertrophy or enlargement seen.

IMPRESSION : ECG WITHIN NORMAL LIMITS

Revival Diagnostics
401-Aqua Corridor,
Beside Star Bazar, Adajan,
Surat-395009. Mo. 9825947712


DR. ADITYA S. DESAI Signature
MBBS, DNB, PGDCC
PHYSICIAN & CLINICAL CARDIOLOGIST
G-54906

REVIVAL
DIAGNOSTICS



0261 2747788, 9825947712

4TH Floor, Aqua Corridor, Hazira Road, Adajan Pal, Surat-395009.



revivaldiagnostics.surat@gmail.com



www.revivaldiagnostics.com

*This Medical Report is Not Intended For Medico-legal Purposes,
Laboratory Test Results Are Subject To Technical Limitation And Should
Be Clinically Correlate For Final Diagnosis*