

REVIVAL DIAGNOSTICS



HEALTH CHECK-UP SUMMARY

Date: 06/02/2022

Name: Vasunkumar Dixit

Email ID:

Sex: Male Age: 27 Years

Contact No: 9427070444

Remarks:

Under-weight

Normal

Over-weight

i> BMI

Height (in Cm): 175

Weight (in Kg): 85

BMI: 27.08

Hip (in Cm): 107

Waist (in Cm): 97

Hip to Waist Ratio: 1.10

ii> Blood Pressure & Pulse

122/80 mm/hg.
74/min. Regular

If high or low, whether the person is on medication: YES / NO

iii> Blood Tests & Lung Function Remarks

RL
Cvs }
Cvs }
Cvs }

If abnormal, whether the person is on medication: YES / NO

iv> Eye Test Remarks

Eye Sight: L 6/6 R 6/6

Color Vision:

v> Heart Disease

Whether any specific heart ailment detected (ECG findings):

normal

vi> Any other problems needing attention / Overall Assessment:

no

O.R. Dixit.

Revival Diagnostic

401, Aqua Corridor,
B/s. Star Bazar, Surat-395009.
Mo. 91062-28601

Signature of the Doctor

Dr. Chirag Pate
M.B.B.S. G-49432

Laboratory Test Result are Subject to technical limitation and should be clinically correlate for final diagnosis

☎ 0261 2747788

✉ revivaldiagnostics.surat@gmail.com

🌐 www.revivaldiagnostics.com

This medical report is not intended for medico-legal purposes.



NAME: Varunkumar Dixit SEX: Male
BIRTHDATE: 31/07/1994 AGE: 27

DEPARTMENT OF OPHTHALMOLOGY

EYE TEST:

1. VISION:

RIGHT EYE - 6/6
LEFT EYE - 6/6

2. COLOR VISION:

RIGHT EYE - (N)
LEFT EYE - (N)

3. FUNDUS:

RIGHT EYE - (N)
LEFT EYE - (N)

REMARKS:

Revival Diagnostic
401, Aqua Corridor,
B/s. Star Bazar, Surat-395009.
Mo: 91062-28601

A. R. Dixit.

Ophthalmologist/Optometrist

Laboratory Test Result are Subject to technical limitation and should be clinically correlate for final diagnosis



Name : VARUNKUMAR R DIXIT
Age/Sex : 27 Yrs. Male
UHID : 15308
Ref. By Dr. : MEDI WHEEL

Date : 06-Feb-2022 9:50 am
Receipt No : 9375

CBC HAEMOGRAM

PARAMETER	RESULT	UNITS	NORMAL RANGE
Hemoglobin	: 14.2	gm/dL	13.5-18.0
RBC Count	: 4.65	m/c.mm.	4.5-6.5
WBC Count	: 10000	c. mm.	4,000 - 10,000
Platelet Count	: 3.37	c. mm.	1.5 Lac - 5.0 Lac
Blood Indices			
Hematocrit (PCV)	: 36.7	%	39-54 %
MCV	: 78.9	fl	75-96
MCH	: 30.5	pg	27-32
MCHC	: 38.7	g/dL	30-36
RDW	: 11.3	%	11- 16
ESR (WINTORBE)	: 08	mm./hr.	0-20
DIFF WBC Count			
Neutrophils	: 55	%	40-75
Lymphocytes	: 40	%	20-50
Eosinophils	: 03	%	1-6
Monocytes	: 02	%	2-10
Basophils	: 00	%	0-5
Band Form	: 00	%	0-5

Smear Study

Platelets in Smear : Adequate
Malarial Parasites : Malarial Parasites Not Detected
Blood Group : "O"
RH Factor : Positive

Revival Diagnostic
401, Aqua Corridor,
B/s. Star Bazar, Surat-395009
Mo. 91062-28601

Pathologist
Dr. Mihir Icecreamwala

Lab Technician/Technologist
Zarna K Gandhi (Msc. Biotech)

Operator Name: Zarna Gandhi

Print Date & Time: 06 Feb 2022, 12:28:00PM

Lab Report Test Result are subject to technical limitation and should be clinically correlate for final diagnosis

4th Floor, Aqua Corridor, Hazira Road, Adajan Paal, Surat-395009.
☎ 0261 2747788 ✉ revivaldiagnostics.surat@gmail.com 🌐 www.revivaldiagnostics.com

This medical report is not intended for medico-legal purposes.

REVIVAL DIAGNOSTICS



Name : VARUNKUMAR R DIXIT
Age/Sex : 27 Yrs./Male
UHID : 15308
Ref. By Dr. : MEDI WHEEL


Date : 6-Feb-2022 9:50 am
Rec. No : 9375

BIOCHEMISTRY

TEST	RESULTS	Unit	REFERENCE RANGE
GGT	: 39	U/L	5 - 50 U/L
SGOT	: 46	U/L	0 - 50 U/L
SGPT	: 50	U/L	0 - 50 U/L
Alkaline Phosphatase	: 71	IU/l	38 - 126 IU/l
Total Bilirubin	: 1.2	mg/dl	0.2 - 1.2 mg/dl
Direct Bilirubin	: 0.4	mg/dl	0.1 - 0.4 mg/dl
Indirect Bilirubin	: 0.8	mg/dl	0.1 - 0.8 mg/dl
Blood Urea Nitrogen (BUN)	: 12	mg/dl	9 - 20 mg/dl
Creatinine	: 0.7	mg/dl	0.5 - 1.5 mg/dl
Uric Acid	: 5.8	mg/dl	4 - 8.5 mg/dl
Blood Sugar - F	: 94	mg/dL	70 - 110 mg/dL
Urine Sugar - F	: Absent		
Urine Ketone - F	: Absent		
Blood Sugar- PP	: 119	mg/dL	80 - 140 mg/dL
Urine Sugar - PP	: Absent		
Urine Ketone - PP	: Absent		
Total Protein	: 7.0	gm/dl	6.3 - 8.2 gm/dl
S.Albumin	: 4.1	gm/dl	3.7 - 5.3 gm/dl
Globulin	: 2.9	gm/dl	2.4 - 3.2 gm/dl

Lab Technician/Technologist
Zarna K Gandhi (Msc. Biotech)

Revival Diagnostic
401, Aqua Corridor,
B/s. Star Bazar, Surat-395009
Mo. 91062-28601


Pathologist
Dr. Mihir Icecreamwala

Operator Name : Zarna Gandhi

Print Date & Time : 06-Feb-2022

Laboratory Test Result are Subject to technical limitation and should be clinically correlate for final diagnosis

📍 4th Floor, Aqua Corridor, Hazira Road, Adajan Paal, Surat-395009.
☎ 0261 2747788 ✉ revivaldiagnostics.surat@gmail.com 🌐 www.revivaldiagnostics.com

This medical report is not intended for medico-legal purposes.

REVIVAL DIAGNOSTICS



A/G Ratio

: 1.41

gm/dl

1 - 2.3 gm/dl



Lab Technician/Technologist
Zarna K Gandhi (Msc. Biotech)

Revival Diagnostic
401, Aqua Corridor,
B/s. Star Bazar, Surat-395009
Mo. 91062-28601


Pathologist
Dr. Mihir Icecreamwala

Operator Name : Zarna Gandhi

Print Date & Time : 06-Feb-2022

Laboratory Test Result are Subject to technical limitation and should be clinically correlate for final diagnosis

📍 4th Floor, Aqua Corridor, Hazira Road, Adajan Paal, Surat-395009.
☎ 0261 2747788 ✉ revivaldiagnostics.surat@gmail.com 🌐 www.revivaldiagnostics.com
This medical report is not intended for medico-legal purposes.



Name : VARUNKUMAR R DIXIT

Date : 06-Feb-2022

Age/Sex : 27 Yrs. Male

09:50:14AM

UHID : 15308

Receipt No : 9375

Ref. By Dr. : MEDI WHEEL


REPORT OF SERUM LIPID PROFILE

Test	Result	Reference Range
Serum Cholesterol	192	Normal : Less than 200 mg / dl Borderline : 200 to 239 mg / dl Undesirable : More than 240 mg / dl
Serum Triglyceride	144	Normal : Less than 150 mg / dl Borderline High : 150 to 199 mg / dl High : 200 - 499 mg / dl Very High : More than 500 mg / dl
Serum HDL - Cholesterol (Good Cholesterol)	34	Desirable : More than 55 mg / dl Borderline : 35 to 55 mg / dl Undesirable : Less than 35 mg / dl
Serum LDL - Cholesterol (Bad Cholesterol)	129.2	Optimal : Less than 100 mg / dl Above Optimal : 100 - 129 mg / dl Borderline High : 130 to 159 mg / dl High : 160 to 189 mg / dl Very High : More than 190 mg / dl
VLDL	28.8	Normal : 5 to 30 mg / dl
Chol. / HDL - Chol. Ratio	5.6	Low Risk : Less than 3.8 Medium Risk : 3.8 to 5.9 High Risk : More than 6
LDL / HDL - Chol. Ratio	3.8	Low Risk : Less than 3.55 Medium Risk : 3.55 - 4 High Risk : More than 6

Revival Diagnostic

401, Aqua Corridor,
B/s. Star Bazar, Surat-395009
Mo. 91062-28601

Lab Technician/Technologist
Zarna K Gandhi (Msc. Biotech)


Pathologist
Dr. Mihir Icecreamwala

Operator Name: Zarna Gandhi

PrintDate & Time: 06-Feb-2022 12:29:00PM

Laboratory Test Result are Subject to technical limitation and should be clinically correlate for final diagnosis

📍 4th Floor, Aqua Corridor, Hazira Road, Adajan Paal, Surat-395009.
☎ 0261 2747788 ✉ revivaldiagnostics.surat@gmail.com 🌐 www.revivaldiagnostics.com

This medical report is not intended for medico-legal purposes.



Name : VARUNKUMAR R DIXIT
Age/Sex : 27 Yrs. / Male
UHID : 15308
Ref. By Dr. : MEDI WHEEL

Date : 06-Feb-2022 9:50 am
Receipt No : 9375

ROUTINE URINE EXAMINATION REPORT

PHYSICAL EXAMINATION :

Quantity : 15 ml
Colour : Pale Yellow
Appearance : Clear
Reaction : Acidic
Specific Gravity : 1.030

CHEMICAL EXAMINATION :


Proteins : Absent
Sugar : Absent
Acetone : Absent
Bile Salts : Absent
Bile Pigments : Absent
Urobilinogen : Normal
O.B.T. : Negative

MICROSCOPIC EXAMINATION :

Pus Cells : 1-2/hpf.
R. B. C. : Absent
Epithelial Cells : Occasional
Bacteria : Absent
Casts : Absent
Crystals : Absent
Yeast cell : Absent
Mucus : Absent
Other Findings : NIL

Revival Diagnostic
401, Aqua Corridor,
B/s. Star Bazar, Surat-395009
Mo. 9825222001

Lab Technician/Technologist
Zarna K Gandhi (Msc. Biotech)


Pathologist
Dr. Mihir Icecreamwala

Laboratory Test Result are Subject to technical limitation and should be clinically correlate for final diagnosis

Operator Name: Zarna Gandhi

PrintDate & Time: 06-Feb-2022 12:30:00PM

☎ 0261 2747788

✉ revivaldiagnostics.surat@gmail.com

🌐 www.revivaldiagnostics.com

📍 4th Floor, Aqua Corridor, Hazira Road, Adajan Paal, Surat-395009.
This medical report is not intended for medico-legal purposes.



Name : VARUNKUMAR R DIXIT

Date : 06-Feb-2022

Age/Sex : 27 Yrs. Male

Receipt No : 9375

UHID : 15308

Ref. By Dr. : MEDI WHEEL

REPORT OF GLYCOSYLATED HEMOGLOBIN [HbA1C]

Parameter	Result	Unit	Biological Reference Interval
Hemoglobin A1C(HbA1C)	5.3	%	HbA1C Degree of Glucose Control

< 5.6 % Non Diabetics
5.7 - 6.4 % Prediabetics
> = 6.5 % Diabetics

(REF : Wallace, 11th Edition)

REMARKS:

6 - 7 % Excellent Control
7 - 8 % Good Control
8 -10 % Unsatisfactory Control
> 10 % Poor Control

Method : High performance liquid chromatography (HPLC)

MEAN BLOOD GLUCOSE OVER THE PAST 60 DAYS FROM THE HbA1C RESULT : 000 mg/dl

Remarks : GHb test is useful for the long term control and monitoring of diabetes mellitus since it reflects the integration of blood glucose levels during past 4-8 weeks.

Revival Diagnostic

401, Aqua Corridor,
B/s. Star Bazar, Hazira Road, Adajan Paal, Surat-395009
Mo. 91002 11111

Pathologist

Dr. Mihir Icecreamwala

Print Date & Time :06-Feb-2022 12:28:00PM

Lab Technician/Technologist
Zarna K Gandhi (Msc. Biotech)
Operator Name :Zarna Gandhi

Laboratory Test Result are Subject to technical limitation and should be clinically correlate for final diagnosis

📍 4th Floor, Aqua Corridor, Hazira Road, Adajan Paal, Surat-395009.
☎ 0261 2747788 ✉ revivaldiagnostics.surat@gmail.com 🌐 www.revivaldiagnostics.com
This medical report is not intended for medico-legal purposes.



Name : VARUNKUMAR R DIXIT
Age/Sex : 27 Yrs. Male
UHID : 15308
Ref. By Dr. : MEDI WHEEL

Date : 06-Feb-2022
Receipt No : 9375
Sample Received On : 6-Feb-22 9:50 am

REPORT OF TUMOR MARKERS

Test	Result	Normal Range
PROSTATE SPECIFIC ANTIGEN (PSA)	: 0.76 ng/ml	[0.0 - 2.5 ng/ml] 40 - 49 Years [0.0 - 3.5 ng/ml] 50 - 59 Years [0.0 - 4.5 ng/ml] 60 - 69 Years [0.0 - 5.5 ng/ml] 70 - 79 Years



Revival Diagnostic
401, Aqua Corridor,
B/s. Star Bazar, Surat-395009
Mo. 91062-28601

Lab Technician/Technologist
Zarna K Gandhi (Msc. Biotech)
Operator Name: Zarna Gandhi


Pathologist
Dr. Mihir Icecreamwala
Print Date & Time: 06-Feb-2022

Method: - Test performed on Automated Chemiluminescence Assay [COBAS E411, ROCHE]
Corroborative clinicopathologic correlation is essential for final diagnosis. Test reports are subjected to technical limitation and should be clinically co-related. Laboratory may be contacted if required.

Laboratory Test Result are Subject to technical limitation and should be clinically correlate for final diagnosis



Name : VARUNKUMAR R DIXIT

Date : 06-Feb-2022 9:50
am

Age/Sex : 27 Yrs. Male
UHID : 15308

Receipt No : 9375

Ref. By Dr. : MEDI WHEEL


THYROID TEST

TEST	RESULT	NORMAL RANGE
T3	0.98	0.87 - 1.78 ng/ml
T4	10.78	4.60 - 13.5 ug/dl
TSH	0.74	0.50 - 5.50 uIU/ml 5.5 to 15 uIU/ml - Suggested Clinical co-relation Or Repeat test with new sample as physiological factors can give falsely high TSH Above 15uIU/ml Hypothyroid

PREGNANT WOMEN normal ranges for
TSH:
1st Trimester :0.0878 - 2.8293 uIU/ml
2nd Trimester :0.1998 - 2.7915 uIU/ml
3rd Trimester :0.307 - 2.9028 uIU/ml
Ref:TIETZ Fundamentals of Clinical
Chemistry.

Revival Diagnostic
401, Aqua Corridor,
B/s. Star Bazar, Surat-395009
Mo. 91062-28601

Lab Technician/Technologist
Zarna K Gandhi (Msc. Biotech)


Pathologist
Dr. Mihir Icecreamwala

Operator Name : Zarna Gandhi

Print Date & Time : 06-Feb-2022 12:30:00PM

Laboratory Test Result are Subject to technical limitation and should be clinically correlate for final diagnosis

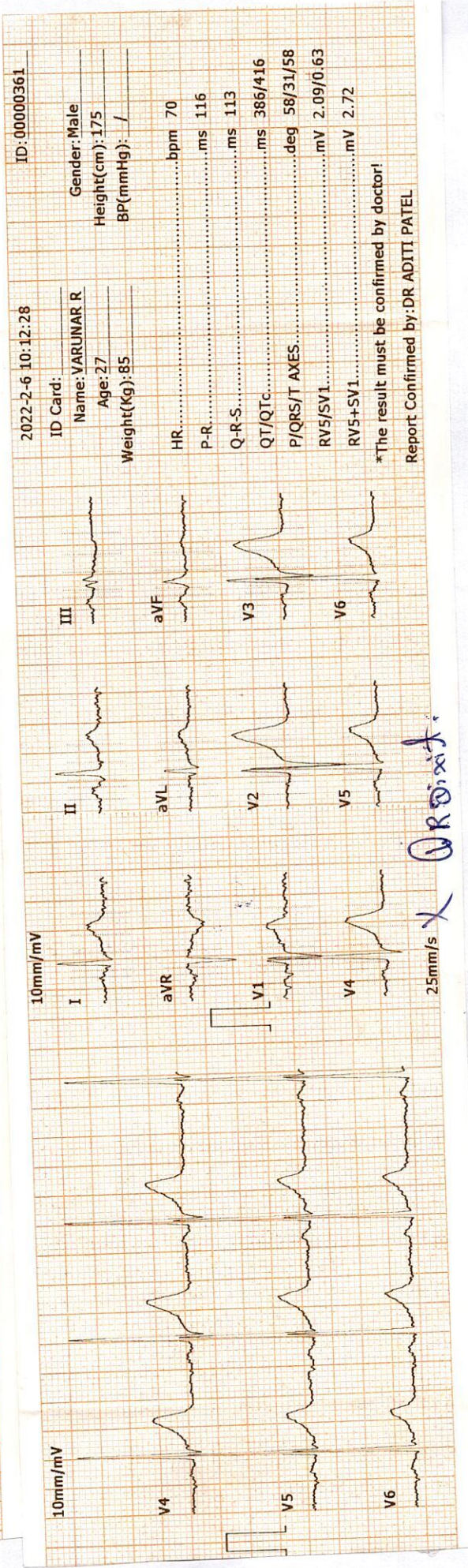
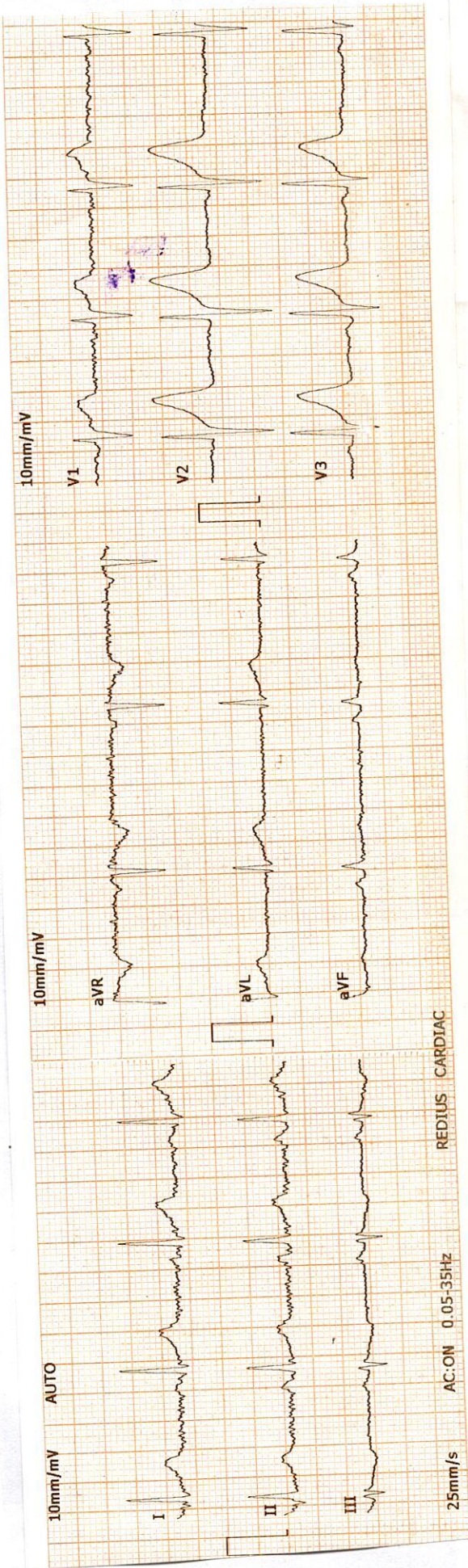
4th Floor, Aqua Corridor, Hazira Road, Adajan Paal, Surat-395009.

0261 2747788

revivaldiagnostics.surat@gmail.com

www.revivaldiagnostics.com

This medical report is not intended for medico-legal purposes.



Revival Diagnostic
 401, Aqua Corridor,
 B/s. Star Bazar, Surat-395009.
 Mo. 91062-28601

DR. ADITI PATEL
 M.B.B.S., D. CARD (MUM)
 CLINICAL CARDIOLOGIST
 REG: NO. G-42991

REVIVAL DIAGNOSTICS



Name : VARUNKUMAR R DIXIT
Age/Sex : 27 Yrs. Male
UHID : 15308
Ref. By Dr : MEDI WHEEL

Date : 06-Feb-2022
Rec No : 9375

ECG

Test	Observed Value	Biological Reference Interval
------	----------------	-------------------------------

ECG

1. The rhythm is sinus.
2. Heart rate is 70 beats per minute.
3. Normal P, QRS, T wave axis.
4. Normal PR, QRS, Q, T. Duration.
5. No pathological q wave or ST-T changes seen.
6. No evidence of chamber hypertrophy or enlargement seen.

IMPRESSION : ECG WITHIN NORMAL LIMITS

DR. ADITI PATEL
M.B.B.S., D. CARD (MUM)
CLINICAL CARDOLOGIST
REG.NO.G-42901

Revival Diagnostic
401, Aqua Corridor,
B/s. Star Bazar, Surat-395009,
Mo. 91062-28601

Laboratory Test Result are Subject to technical limitation and should be clinically correlate for final diagnosis



Objective : FOR TESTING PURPOSE ONLY.

Protocol : BRUCE

Stage	StageTime (Min:Sec)	PhaseTime (Min:Sec)	Speed (kmph)	Grade (%)	METS	H.R. (bpm)	B.P. (mmHg)	R.P.P. x100	PVC	Comments
Supine					1.0	87	122/80	106	-	
Standing					1.0	33	122/80	40	-	
HV					1.0	66	122/80	80	-	
ExStart					1.0	91	122/80	111	-	
Stage 1	3:00	3:01	2.7	10.0	4.6	138	130/80	179	-	
Stage 2	3:00	6:01	4.0	12.0	7.0	184	150/80	276	-	
PeakEx	0:14	6:15	5.5	14.0	7.3	187	160/90	299	-	
Recovery	1:00		0.0	0.0	1.1	167	160/90	267	-	
Recovery	2:00		0.0	0.0	1.0	151	140/80	211	-	
Recovery	3:00		0.0	0.0	1.0	144	140/80	201	-	
Recovery	3:02		0.0	0.0	1.0	155	140/80	217	-	
Recovery					0.0	0	---/---	0	-	

Medication : Nil

History : Nil

Test End Reason : Test Complete

Findings :

The patient exercised according to BRUCE for 6:15, achieving a work level of Max METS:7.3. Resting heart rate initially 87 bpm, rose to a max. heart rate of 187 bpm which represents 97% of maximum age predicted heart rate. Resting blood pressure 122/80 mmhg, rose to a maximum blood pressure of 160/90 mmhg. The exercise stress test was stopped due to Test Complete

Parameters :

- Exercise Time : 6:15 minutes
- Max HR attained : 187 bpm 97% of Max Predictable HR 193
- Max BP : 160/90(mmHg)
- WorkLoad attained : 7.3 (Fair Effort Tolerance)
- NOsignificant ST segment changes noted during exercise or recovery.
- NOAngina/Arrhythmia/S3/murmur
- Final Impression : Test is negative for inducible ischaemia.

Advice/Comments:

Dr. Aditi Patel

Revival Diagnostic
401, Aqua Corridor,
B/s. Star Bazar, Surat-395009.
No. 91052-28601

DR. ADITI PATEL
M.B.B.S., D. CARD (MUM)
CLINICAL CARDIOLOGIST
REG.NO.G-42901

REDIUS DIAGNOSTICS
 4TH FLOOR, AQUA CORRIDOE, NEAR STAR BAZAR, ADAJAN- 395009, SURAT
 6078/VARUNKUMAR R DIXIT
 27 Yrs/Male
 85 Kg/175 Cms

Date: 06-Feb-2022 10:40:04 AM

12 Lead + Comparison

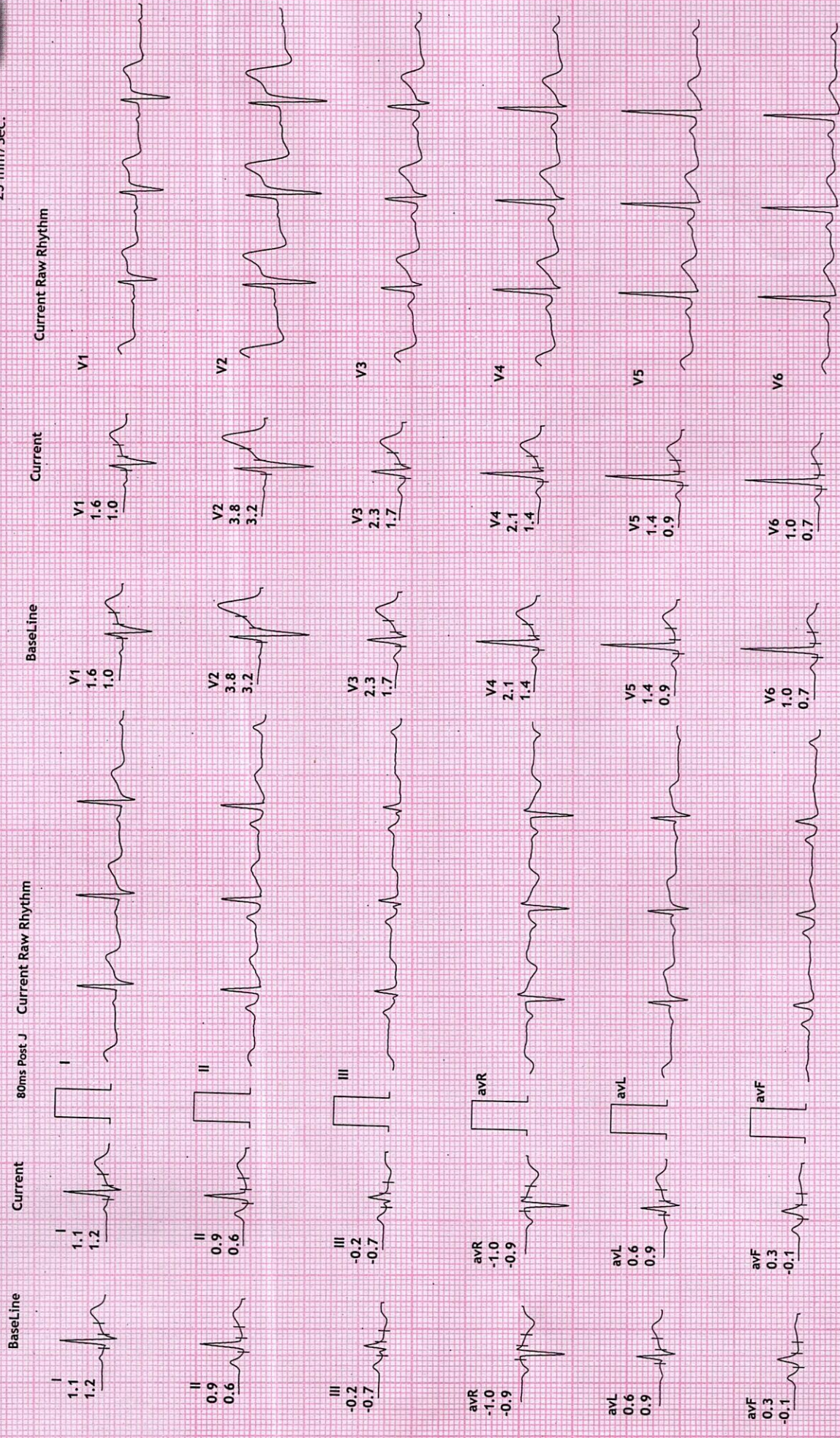
HR: 87 bpm
 METS: 1.0
 BP: 122/80

MPHR: 45% of 193
 Speed: 0.0 kmph
 Grade: 0.0%

Raw ECG
 BRUCE
 (1.0-100)HZ

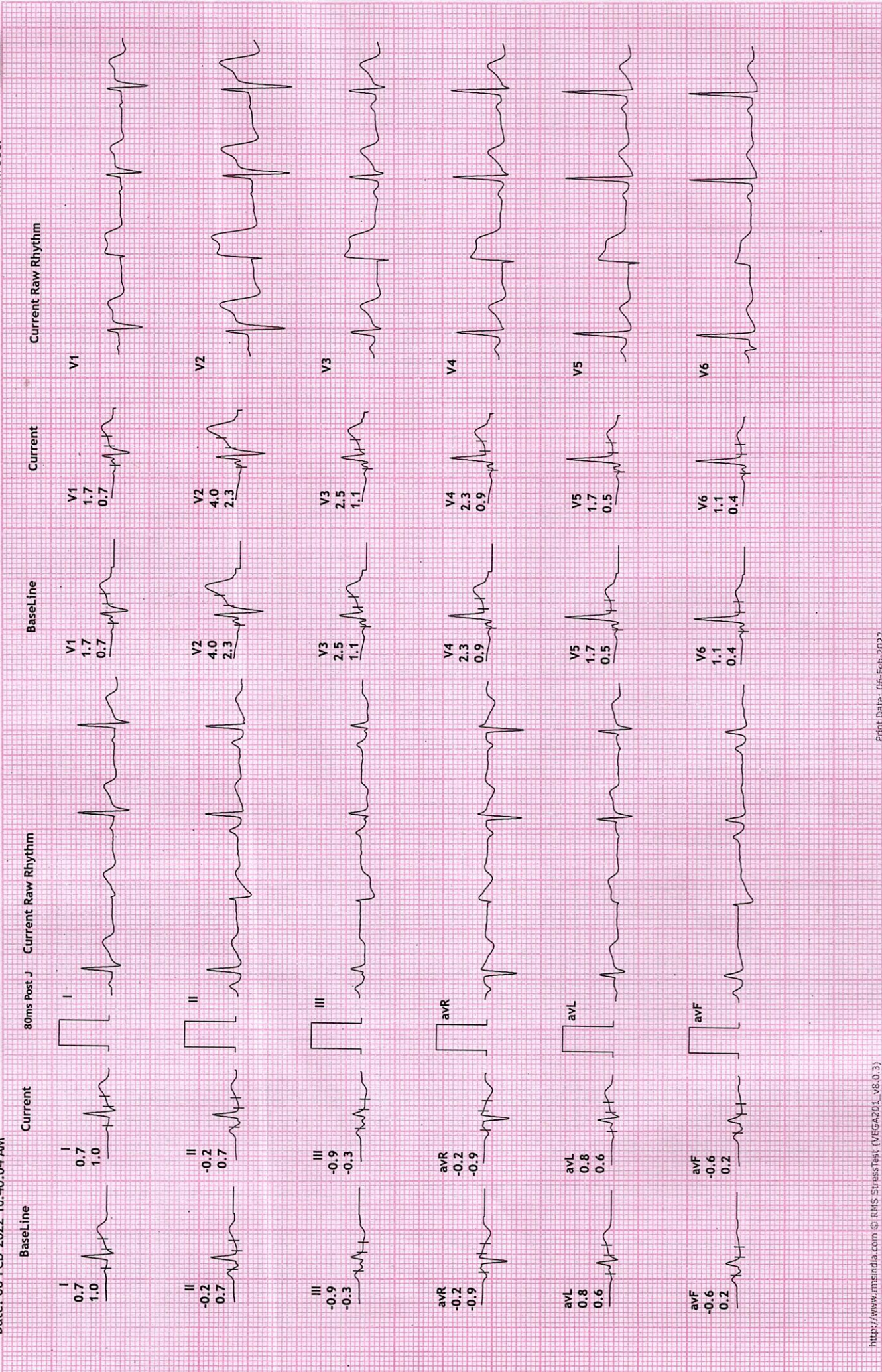
Ex Time 00:32
 BLC : On
 Notch : On

SUPINE
 10.0 mm/mV
 25 mm/Sec.





12 Lead + Comparison



REDIUS DIAGNOSTICS

4TH FLOOR, AQUA CORRIDOE, NEAR STAR BAZAR, ADAJAN- 395009, SURAT

6078/VARUNKUMAR R DIXIT
27 Yrs/Male

85 Kg/175 Cms

Date: 06-Feb-2022 10:40:04 AM

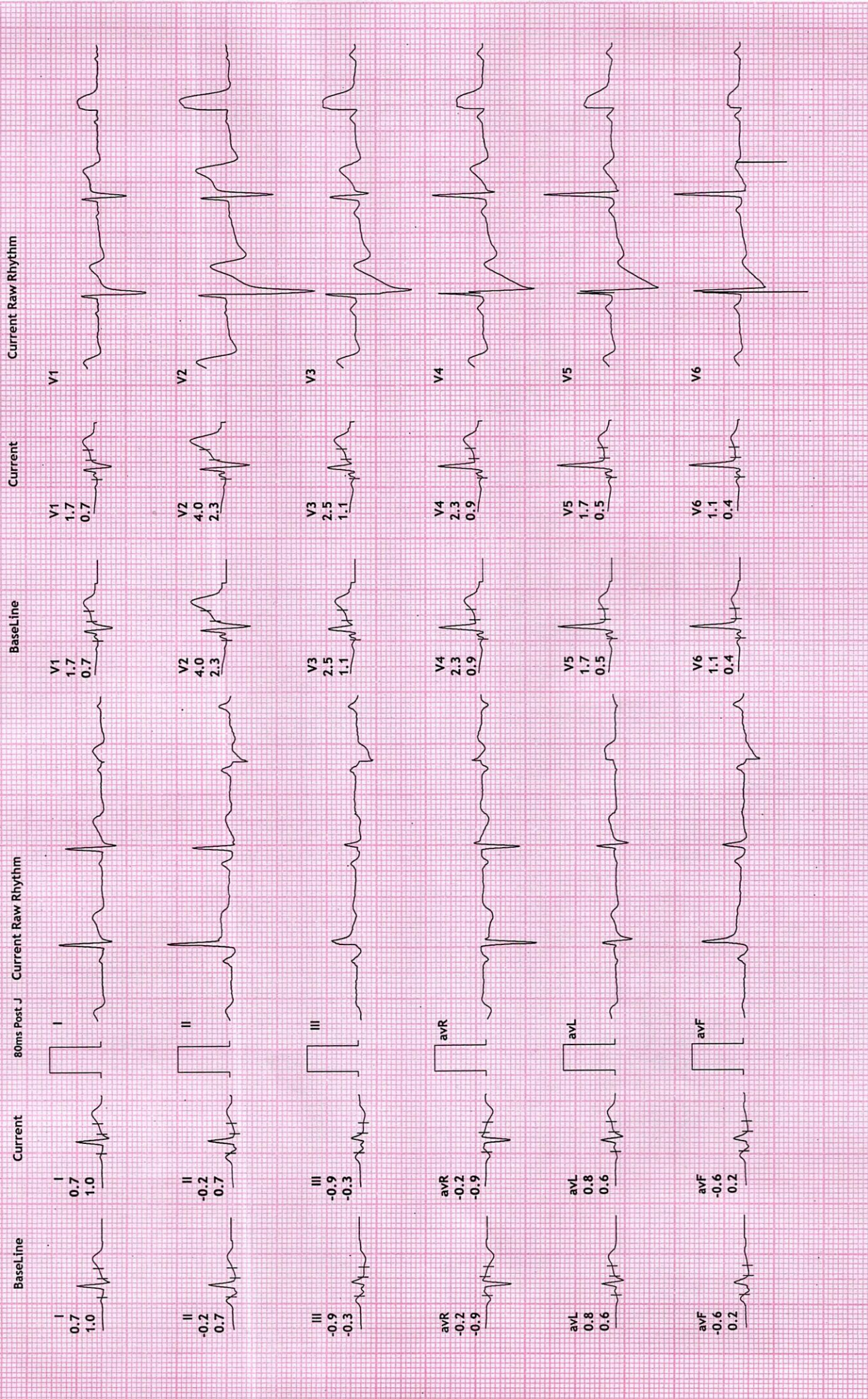
HR: 68 bpm
METS: 1.0
BP: 122/80

MPHR: 35% of 193
Speed: 0.0 kmph
Grade: 0.0%

Raw ECG
BRUCE
(1.0-100)Hz

12 Lead + Comparison

Ex Time 00:50
BLC :On
Notch :On
HV
10.0 mm/mV
25 mm/Sec.



REDIUS DIAGNOSTICS

4TH FLOOR, AQUA CORRIDOE, NEAR STAR BAZAR, ADAJAN- 395009, SURAT

6078/VARUNKUMAR R DIXIT

27 Yrs/Male

85 Kg/175 Cms

Date: 06-Feb-2022 10:40:04 AM

HR: 91 bpm

METS: 1.0

BP: 122/80

MPHR:47% of 193

Speed: 0.0 kmph

Grade: 0.0%

12 Lead + Comparison

Raw ECG

BRUCE

(1.0-100)Hz

Ex Time 00:00

BLC :On

Notch :On

ExStrt

10.0 mm/mV

25 mm/Sec.



Current Raw Rhythm

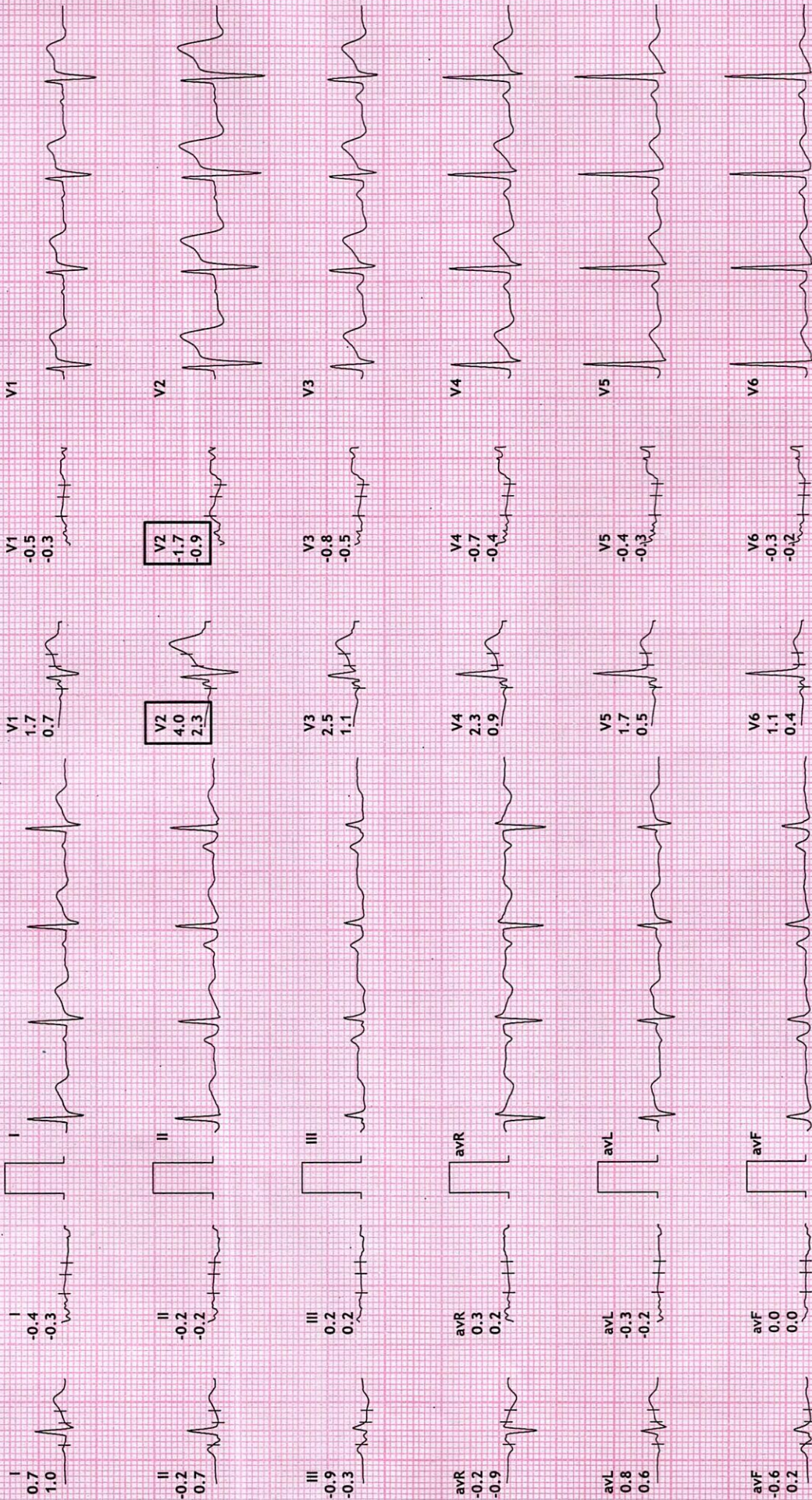
Current

Baseline

80ms Post J Current Raw Rhythm

Current

Baseline



REDIUS DIAGNOSTICS

4TH FLOOR, AQUA CORRIDOE, NEAR STAR BAZAR, ADAJAN- 395009, SURAT

6078/VARUNKUMAR R DIXIT

27 Yrs/Male

85 Kg/175 Cms

Date: 06-Feb-2022 10:40:04 AM

HR: 138 bpm

METS: 4.6

BP: 130/80

MPHR:71% of 193

Speed: 2.7 kmph

Grade: 10.0%

12 Lead + Comparison

Raw ECG

BRUCE

(1.0-100)Hz

Ex Time 03:00

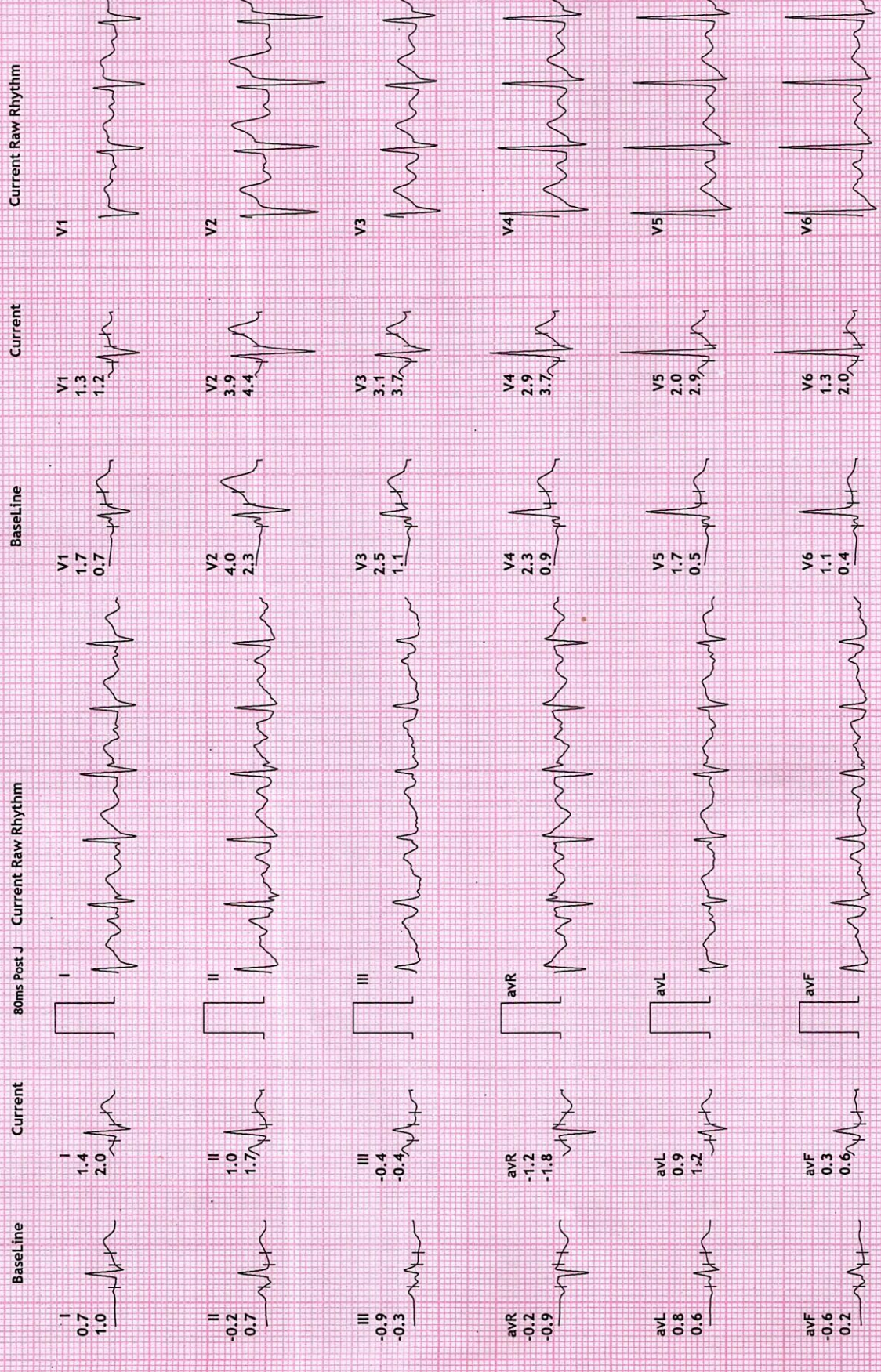
BLC :On

Notch :On

Stage 1 (03:00


10.0 mm/mv

25 mm/Sec.



REDIUS DIAGNOSTICS
 4TH FLOOR, AQUA CORRIDOE, NEAR STAR BAZAR, ADAJAN- 395009, SURAT
 6078/VARUNKUMAR R DIXIT
 27 Yrs/Male
 85 Kg/175 Cms

12 Lead + Comparison



MPHR: 95% of 193
 Speed: 4.0 kmph
 Grade: 12.0%

HR: 184 bpm
 METS: 7.0
 BP: 150/80

Raw ECG
 BRUCE
 (1.0-100)Hz

Stage 2 (03:00
 10.0 mm/mV
 25 mm/Sec.

Ex Time 06:00
 BLC :On
 Notch :On

Date: 06-Feb-2022 10:40:04 AM



REDIUS DIAGNOSTICS
 4TH FLOOR, AQUA CORRIDOE, NEAR STAR BAZAR, ADAJAN- 395009, SURAT
 6078/VARUNKUMAR R DIXIT
 27 Yrs/Male
 85 Kg/175 Cms

12 Lead + Comparison



MPHR: 96% of 193
 Speed: 5.5 kmph
 Grade: 14.0%

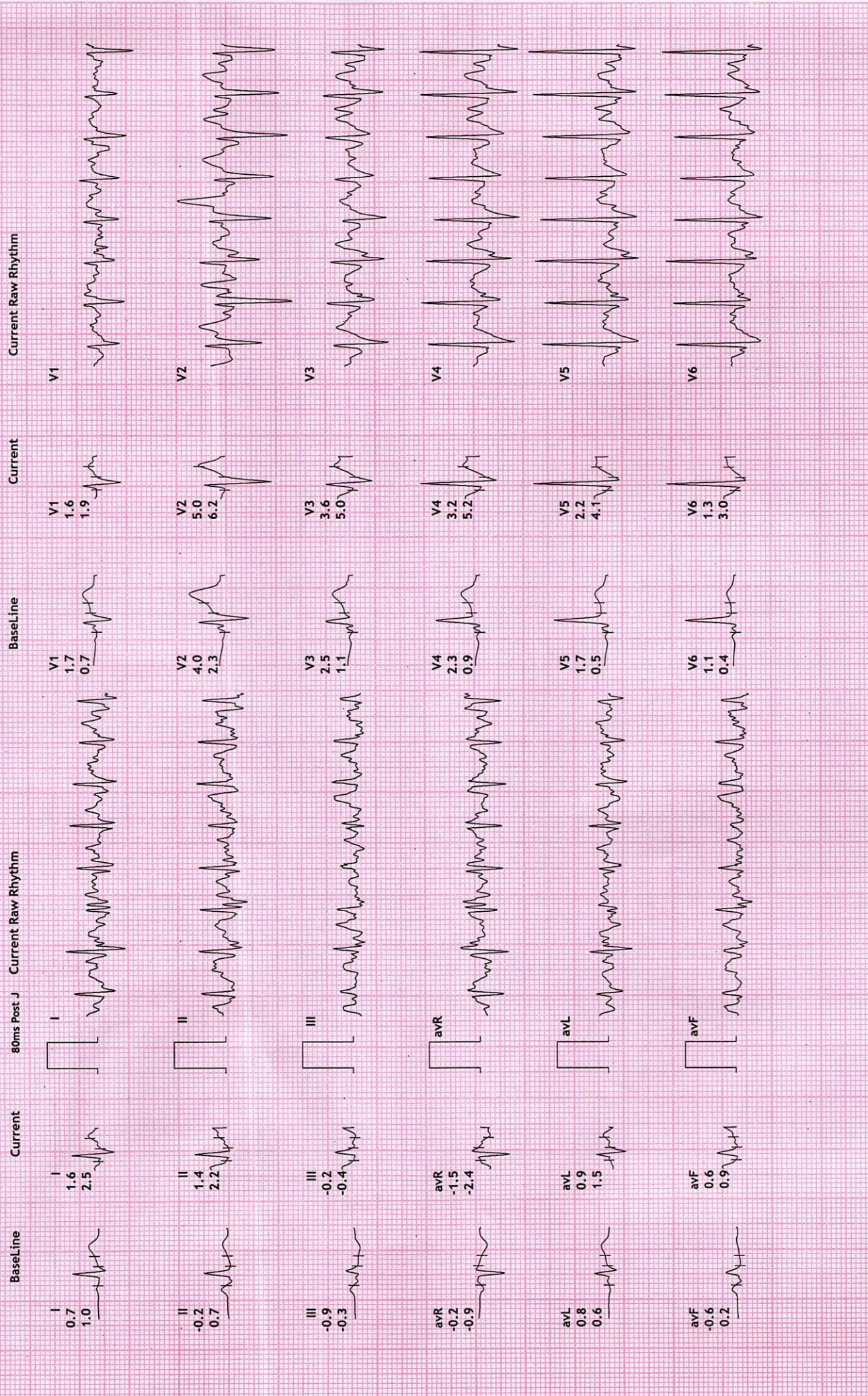
HR: 187 bpm
 METS: 7.3
 BP: 160/90

Raw ECG
 BRUCE
 (1.0-100)HZ

Ex Time 06:14
 BLC :On
 Notch :On

PeakEx
 10.0 mm/mV
 25 mm/Sec.

Date: 06-Feb-2022 10:40:04 AM





4TH FLOOR, AQUA CORRIDOE, NEAR STAR BAZAR, ADAJAN- 395009, SURAT
 6078/VARUNKUMAR R DIXIT
 27 Yrs/Male
 85 Kg/175 Cms
 Date: 06-Feb-2022 10:40:04 AM


HR: 167 bpm
 METS: 1.0
 BP: 160/90

Raw ECG
 BRUCE
 (1.0-100)Hz

Ex Time 06:14
 BLC :On
 Notch :On

Recovery : (01:00)
 10.0 mm/mV
 25 mm/Sec.

12 Lead + Comparison



12 Lead + Comparison



4TH FLOOR, AQUA CORRIDOE, NEAR STAR BAZAR, ADAJAN- 395009, SURAT


MPHR: 78% of 193
 Speed: 0.0 kmph
 Grade: 0.0%

Raw ECG
 BRUCE
 (1.0-100)Hz

Ex Time 06:14
 BLC :On
 Notch :On

Recovery : (02:00)
 10.0 mm/mV
 25 mm/Sec.

6078/VARUNKUMAR R DIXIT
 27 Yrs/Male
 85 Kg/175 Cms
 Date: 06-Feb-2022 10:40:04 AM



12 Lead + Comparison



4TH FLOOR, AQUA CORRIDOE, NEAR STAR BAZAR, ADAJAN- 395009, SURAT
 MPH: 74% of 193
 HR: 144 bpm
 METS: 1.0
 BP: 140/80

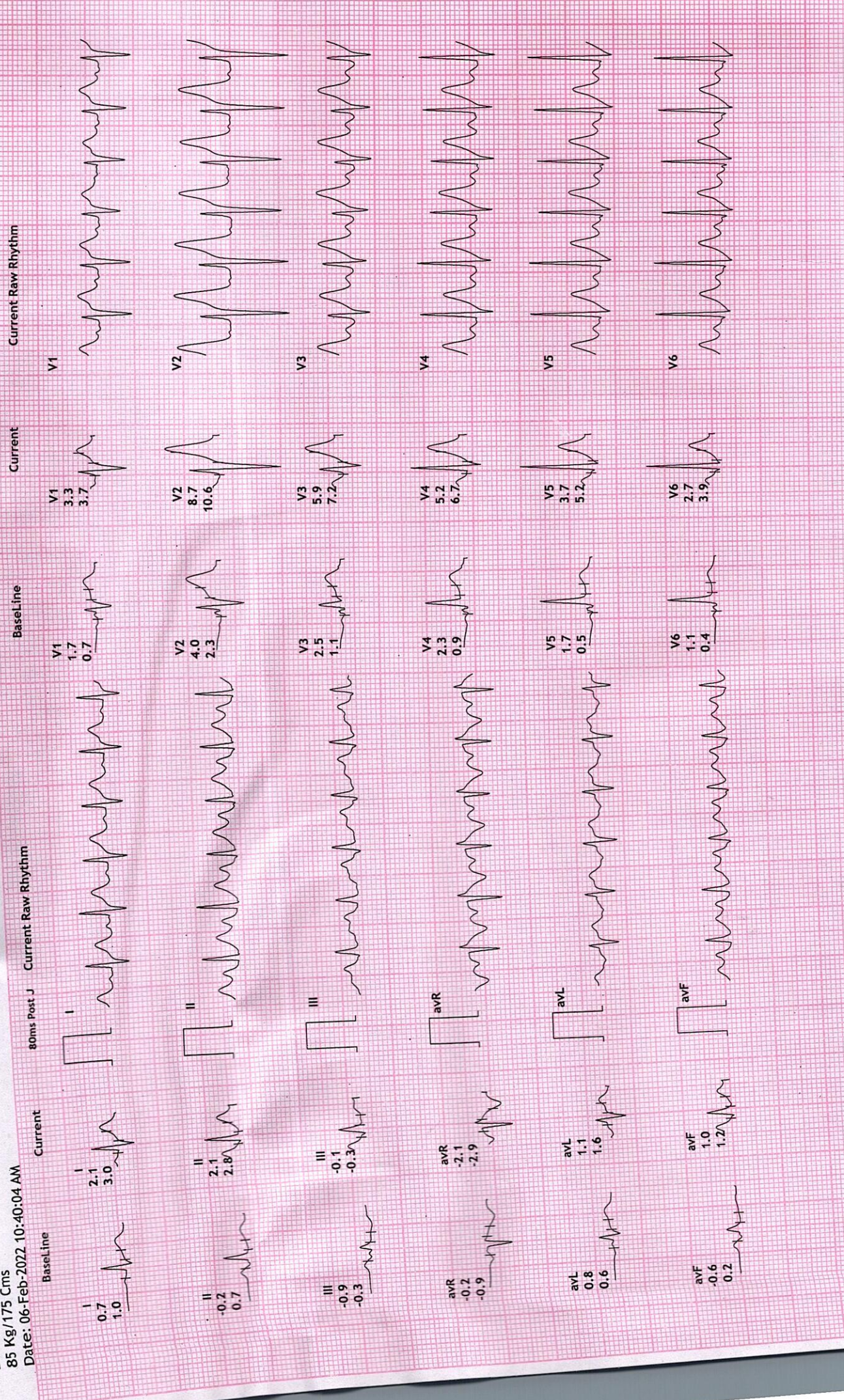
Recovery : (03)
 10.0 mm/mv
 25 mm/Sec.

Ex Time 06:14
 BLC : On
 Notch : On

Raw ECG
 BRUCE
 (1.0-100)HZ

27 Yrs/Male
 85 Kg/175 Cms

Date: 06-Feb-2022 10:40:04 AM





NAME	VARUNKUMAR DIXIT	DATE	06-Feb-2022
REFERRED BY	MEDI WHEEL	AGE / SEX	27 YRS / M

Thanks for the reference

USG ABDOMEN AND PELVIS

LIVER: is normal in size and shows homogeneous echotexture.

No evidence of intrahepatic biliary radicles dilatation / focal space occupying lesion.

The portal vein and common bile duct show normal caliber.

GALL BLADDER: is distended and shows smooth walls. Wall thickness is normal.

No evidence of sludge / calculus. No evidence of pericholecystic collection.

SPLEEN: Is normal in size and shows normal echo pattern.

PANCREAS: shows normal echo anatomy and its relationship with splenic vein is normal.

KIDNEYS: Both the kidneys are normal in size, shape and location and show normal cortico-medullary differentiation.

Right kidney measures- 9.5 x 4.0 cms.

Left kidney measures- 9.8 x 4.4 cms.

No evidence of hydronephrosis or calculus.

URINARY BLADDER: is distended with smooth walls.

No evidence of diverticulum or calculus.

PROSTATE: is normal in size and shows homogeneous echotexture.

No evidence of ascites / pleural effusion.

Fluid and gas filled bowel loops with normal wall thickness and peristalsis noted.

IMPRESSION:

No significant abdominal pathology noted...

Dr. Chirag K. Patel
MRRS-DMPD
Reg. No. ...
Revival Diagnostics
Dr. CHIRAG K PATEL
RADIOLOGIST
4th Floor, Aqua
Nr. Star Bazar, Hazira Main Road,
Adajan, Surat-395009.
Mo. 97266 726683

Laboratory Test Result are Subject to technical limitation and should be clinically correlate for final diagnosis

4th Floor, Aqua Corridor, Hazira Road, Adajan Paal, Surat-395009.

0261 2747788

revivaldiagnostics.surat@gmail.com

www.revivaldiagnostics.com

This medical report is not intended for medico-legal purposes.