




REVIVAL DIAGNOSTICS



HEALTH CHECK-UP SUMMARY

Name: Ketankumar Patel

Date: 04/02/2023

Email ID:

Sex: M Age: 35 Years Contact No: 9624288075

Remarks:

Under-weight

Normal

Over-weight

i> BMI

Height (in Cm): 171 Weight (in Kg): 97 BMI: 33.2

ii> Blood Pressure & Pulse

130/90 mm/Hg
74/min.

If high or low, whether the person is on medication: YES / NO

iii> Blood Tests & Lung Function Remarks

RS }
CVS }
CNS }

If abnormal, whether the person is on medication: YES / NO

iv> Eye Test Remarks

Eye Test: (R) G/G (L) G/G
Color Vision:

v> Heart Disease

Whether any specific heart ailment detected (ECG findings):
Normal

vi> Any other problems needing attention / Overall Assessment:

NO

Dr. Chirag Patel
M.B.B.S. G-49432

Signature of the Doctor
Revival Diagnostic
401, Aqua Corridor,
B/s. Star Bazar, Surat-395009
Mo. 91062-28601

0261 2747788, 9825947712

4TH Floor, Aqua Corridor, Hazira Road, Adajan Pal, Surat-395009.

revivaldiagnostics.surat@gmail.com

www.revivaldiagnostics.com



NAME: Ketan Kumar Patel SEX: M
BIRTHDATE: 11/06/1989 AGE: 33

DEPARTMENT OF OPHTHALMOLOGY

EYE TEST:

1. VISION:

RIGHT EYE - 6/6

LEFT EYE - 6/6

2. COLOR VISION:

RIGHT EYE - 


LEFT EYE - 

3. FUNDUS:

RIGHT EYE - 

LEFT EYE - 

REMARKS:



Revival Diagnostic

401, Aqua Corridor,
B/S, Sagar Bazar, Surat-395009
Mo. 91062-28601
Ophthalmologist/Optometrst



0261 2747788, 9825947712



4TH Floor, Aqua Corridor, Hazira Road, Adajan Pal, Surat-395009.



revivaldiagnostics.surat@gmail.com



www.revivaldiagnostics.com



REVIVAL DIAGNOSTICS



Dental Assessment Form

NAME
AGE

Ketan Kumar Patel
33

DATE
SEX

04/02/2025
M

* CHIEF COMPLAINT

A CLINICAL FEATURES :- examined

1 CAVIES :-
2 MISSING TOOTH :- } NO
3 MALOCCLUSION :-
4 FILLING :-

B DIAGNOSIS :- (N)

C PERSONAL HISTORY :- Asayal

D PROVISIONAL D/G :- (N)

E MEDICAL HISTORY :- NO

F FINAL D/G :- (N)

G TREATMENT PLAN :- NO

CLINT SIGN

Revival Diagnostic

DOCTOR SIGN
Corridor,
B/s. Star Bazar, Surat-395009
Mo. 91062-28601



0261 2747788, 9825947712



4TH Floor, Aqua Corridor, Hazira Road, Adajan Pal, Surat-395009.



revivaldiagnostics.surat@gmail.com



www.revivaldiagnostics.com

This Medical Report Is Not Intended For Medico-legal Purposes.
Laboratory Test Results Are Subject To Technical Limitation And Should
Be Clinically Correlate For Final Diagnosis



Name	KETANKUMAR M PATEL	Age/Gender	33Yrs/Male
Reg No.	1105/23	Receipt No	5472
Referred By	BOB - MEDI WHEEL(PKG10000241)	Mode of Payment	CREDIT
Collection Type	CENTER	Collection DateTime	04-Feb-2023 10:26 AM

BLOOD GROUP - 040223157 Released at 04-Feb-2023 11:23 AM

Parameter	Result	Biological Ref.Range	Method
-Blood Group	"A"		
-Rh Factor	POSITIVE		

CBC - 040223155 Released at 04-Feb-2023 10:58 AM

Parameter	Result	Biological Ref.Range	Method
-Haemoglobin	14.5 gm/dL	(13.5 - 18 gm/dL)	Auto
-RBC Count	6.01 mill/cumm	(4.6 - 6.2 mill/cumm)	Auto
-Total WBC Count	9400 /cumm	(4000 - 10000 /cumm)	Auto
-Platelet Count	2.56 lakh/cumm	(1.5 - 4.5 lakh/cumm)	Auto

Blood Indices

-HCT	45.5 %	(40 - 55 %)	Auto
-MCV	75.6 fl	L (80 - 92 fl)	Auto
-MCH	24.0 pg	L (27 - 31 pg)	Auto
-MCHC	31.8 gm/dL	L (32 - 36 gm/dL)	Auto
-RDW	13.5 %	(11 - 15 %)	Auto

Diff WBC Count

-Polymorphs	62 %	(40 - 80 %)	Microscopically
-Lymphocytes	33 %	(20 - 40 %)	Microscopically
-Eosinophils	03 %	(1 - 6 %)	Microscopically
-Monocytes	02 %	(2 - 7 %)	Microscopically
-Basophils	00 %	(0 - 1 %)	Microscopically
-PLATELET ON SMEAR	Adequate		Microscopically
-MALARIAL PARASITES	Malarial Parasites Not Detected		Microscopically

[Test performed on Fully Automated Hematology Analyzer ERBA H-360]

Revival Diagnostics
401-Aqua Corridor,
Beside Star Bazar, Adajan,
Surat-395009, M.B.B.S, M.D. (Pathology)
Dr. Shivangi Gandhi
Surat-395009, M.B. 9825947712

Laboratory Test Result are Subject to technical limitation and should be clinically correlate for final diagnosis

📍 4th Floor, Aqua Corridor, Hazira Road, Adajan Pal, Surat-395009.

☎ 0261 2747788, 9825947712 ✉ revivaldiagnostics.surat@gmail.com 🌐 www.revivaldiagnostics.com

This medical report is not intended for medico-legal purposes.

REVIVAL DIAGNOSTICS



Name	KETANKUMAR M PATEL	Age/Gender	33Yrs/Male
Reg No.	1105/23	Receipt No	5472
Referred By	BOB - MEDI WHEEL(PKG10000241)	Mode of Payment	CREDIT
Collection Type	CENTER	Collection DateTime	04-Feb-2023 10:26 AM

ESR - 040223155 Released at 04-Feb-2023 10:58 AM

Parameter	Result	Biological Ref.Range	Method
-E.S.R	04 mm/hr	(1 - 10 mm/hr)	



Revival Diagnostics
401-Aqua Corridor,
Beside Star Bazar, Adajan,
Surat-395009, Dist. Shriyangi Gandhi
M.B.B.S, M.D (Pathology)

Laboratory Test Result are Subject to technical limitation and should be clinically correlate for final diagnosis



Name	KETANKUMAR M PATEL	Age/Gender	33Yrs/Male
Reg No.	1105/23	Receipt No	5472
Referred By	BOB - MEDI WHEEL(PKG10000241)	Mode of Payment	CREDIT
Collection Type	CENTER	Collection DateTime	04-Feb-2023 10:26 AM

FBS & PPBS - 040223156 Released at 04-Feb-2023 01:01 PM

Parameter	Result	Biological Ref.Range	Method
-Fasting Blood Sugar (FBS)	83 mg/dL	70-100 mg/dl Impaired Tolerance:100-125 Diabetes Mellitus:>=126 (On more than one occasion) (American diabetes association guidelines 2022)	
-Fasting Urine Sugar	Absent		
-Fasting Urine Acetone	Absent		
-PPBS	110 mg/dL	(90 - 140 mg/dL)	
-PP2BS URINE SUGAR	Absent		
-PP2BS URINE ACETONE	Absent		

HBA1C - 040223155 Released at 04-Feb-2023 01:02 PM

Parameter	Result	Biological Ref.Range	Method
-HBA1C	5.3 %	HbA1C Degree of Glucose Control <5.6 % Non Diabetics 5.7 - 6.4 % Prediabetics > =6.5 % Diabetics (REF:Wallace, 11th Edition) REMARKS: 6 - 7 % Excellent Control 7 - 8 % Good Control 8 - 10 % Unsatisfactory Control >10 % Poor Control	Boronate Affinity
-Method[]		High Performance Liquid Chromatography (HPLC)	

Revival Diagnostics
401-Aqua Corridor,
Beside Star Bazar, Adajan,
Surat-395009 Mo. 9825947712
Dr. Shivangi Gandhi
M.B.B.S, M.D (Pathology)

Laboratory Test Result are Subject to technical limitation and should be clinically correlate for final diagnosis



Name	KETANKUMAR M PATEL	Age/Gender	33Yrs/Male
Reg No.	1105/23	Receipt No	5472
Referred By	BOB - MEDI WHEEL(PKG10000241)	Mode of Payment	CREDIT
Collection Type	CENTER	Collection DateTime	04-Feb-2023 10:26 AM

LIVER FUNCTION TEST (LFT) - 040223157 Released at 04-Feb-2023 01:02 PM

Parameter	Result	Biological Ref.Range	Method
-Serum Total Bilirubin	0.6 mg/dL	(0 - 1.3 mg/dL)	Diazo
-Serum Direct Bilirubin	0.2 mg/dL	(0 - 0.4 mg/dL)	Diazo
-Serum InDirect Bilirubin	0.4 mg/dL	(0.1 - 1.3 mg/dL)	Calculated
-Total Protein (TP)	6.7 gm/dL	(6.4 - 8.3 gm/dL)	Biuret
-Albumin (ALB)	4.2 gm/dL	(3.5 - 5.2 gm/dL)	BCG
-Globulin	2.5 gm/dL	(2.3 - 3.6 gm/dL)	Calculated
-A/G Ratio	1.68 gm/dL	(1 - 2.3 gm/dL)	Calculated
-SGPT(ALT)	27 U/L	(5 - 45 U/L)	IFCC, Kinetic without Pyridoxal Phosphate
-SGOT (AST)	22 U/L	(0 - 35 U/L)	IFCC, Without Pyridoxal Phosphate
-Alkaline Phosph.	86 U/L	(42 - 128 U/L)	ALP-AMP
-GGT	24 U/L	(5 - 50 U/L)	Glupa-C

[Test performed on Fully Automated Biochemistry Analyzer ERBA EM200]

REVIVAL
DIAGNOSTICS

Revival Diagnostics
401-Aqua Corridor,
Beside Star Bazar, Adajan,
Surat-395009. Mo: 9825947712

Dr. Shivangi Gandhi
M.B.B.S, M.D (Pathology)

Laboratory Test Result are Subject to technical limitation and should be clinically correlate for final diagnosis



Name	KETANKUMAR M PATEL	Age/Gender	33Yrs/Male
Reg No.	1105/23	Receipt No	5472
Referred By	BOB - MEDI WHEEL(PKG10000241)	Mode of Payment	CREDIT
Collection Type	CENTER	Collection DateTime	04-Feb-2023 10:26 AM

Creatinine - 040223157 Released at 04-Feb-2023 01:02 PM

Parameter	Result	Biological Ref.Range	Method
-Creatinine	0.6 mg/dL	(0.6 - 1.4 mg/dL)	ENZYMATIC

BUN - 040223157 Released at 04-Feb-2023 01:02 PM

Parameter	Result	Biological Ref.Range	Method
-Blood Urea Nitrogen (BUN)	11 mg/dL	(6 - 20 mg/dL)	Calculated

Uric Acid - 040223154 Released at 04-Feb-2023 01:02 PM

Parameter	Result	Biological Ref.Range	Method
-Uric Acid	5.8 mg/dL	(3.5 - 7.2 mg/dL)	Uricase-POD

REVIVAL
DIAGNOSTICS

Revival Diagnostics
401-Aqua Corridor,
Beside Star Bazar, Adajan,
Surat-395009 Mo. 9825947712
Dr. Shivangi Gandhi
M.B.B.S, M.D (Pathology)

Laboratory Test Result are Subject to technical limitation and should be clinically correlate for final diagnosis



Name	KETANKUMAR M PATEL	Age/Gender	33Yrs/Male
Reg No.	1105/23	Receipt No	5472
Referred By	BOB - MEDI WHEEL(PKG1000241)	Mode of Payment	CREDIT
Collection Type	CENTER	Collection DateTime	04-Feb-2023 10:26 AM

Lipid Profile - 040223157 Released at 04-Feb-2023 01:03 PM

Parameter	Result	Biological Ref.Range	Method
-Serum Cholesterol	165 mg/dL	Desirable < 200 mg/dl Borderline High : 200-239 mg/dl High : > 240 mg/dl	CHOD-PAP
-Serum Triglyceride	91 mg/dL	Normal < 150 mg/dl Borderline High : 150 - 159 mg/dl High : 200 - 499 mg/dl Very High : 500 mg/dl	GPO-POD Method
-Serum HDLD(Direct)	40 mg/dL	Normal :> 55 mg/dl Borderline : 35-55 mg/dl Undesirable: < 35 mg/dl	PVS-PEGME Precipitation with CHOD-POD
-Serum VLDL	18 mg/dL	(5 - 30 mg/dL)	Calculated
-Serum LDLD(Direct)	107 mg/dL	Optimal:< 100 mg/dl Above Optimal : 100- 129 mg/dl Borderline High : 130-159 mg/dl High : > 160-189mg/dl Very High : >190 mg/dl	Calculated
-Chol/HDL	4.13	Low risk: <3.8 Medium Risk: 3.8 to 5.9 High Risk: > 6	Calculated
-LDL/Chol	1.54	Low risk: <3.55 Medium Risk: 3.55 to 4.0 High Risk: > 6	Calculated

[Test performed on Fully Automated Biochemistry Analyzer ERBA EM200]

Revival Diagnostics
401-Aqua Corridor,
Beside Star Bazar, Adajan,
Surat-395009. Mo. 9825947712

Dr. Shivangi Gandhi
M.B.B.S, M.D (Pathology)

Laboratory Test Result are Subject to technical limitation and should be clinically correlate for final diagnosis



Name	KETANKUMAR M PATEL	Age/Gender	33Yrs/Male
Reg No.	1105/23	Receipt No	5472
Referred By	BOB - MEDI WHEEL(PKG10000241)	Mode of Payment	CREDIT
Collection Type	CENTER	Collection DateTime	04-Feb-2023 10:26 AM

Urine Routine & Micro Examination - 040223159 Released at 04-Feb-2023 11:48 AM

Parameter	Result	Biological Ref.Range	Method
Physical Examination			
-Quantity	20		Manual
-Colour	Pale Yellow	Pale Yellow	Manual
-Appearance	Clear	Clear	Manual
-Reaction (pH)	Acidic		Dipstick
-Specific Gravity	1.025		Dipstick
Chemical Examination			
-Proteins.	Absent		Dipstick
-Sugar	Absent		Dipstick
-Acetone.	Absent		Dipstick
-Bile Salts	Absent	Absent	Dipstick
-Bile Pigments	Absent	Absent	Dipstick
-Occult Blood Test (OBT).	Negative		Dipstick
Microscopic Examination			
-Pus Cells	Occasional		Microscopically
-Red Blood Cells	Absent		Microscopically
-Epithelial Cells	Occasional		Microscopically
-Bacteria.	Absent		Microscopically
-Crystals	Absent	Absent	Microscopically
-Others	NIL	Absent	Microscopic Examination

Revival Diagnostic
401-Aqua Corridor,
Beside Star Bazar, Adajan,
Surat-395009. Mo. 98259477
Dr. Shivangi Gandhi
M.B.B.S, M.D (Pathology)

Laboratory Test Result are Subject to technical limitation and should be clinically correlate for final diagnosis



Name	KETANKUMAR M PATEL	Age/Gender	33Yrs/Male
Reg No.	1105/23	Receipt No	5472
Referred By	BOB - MEDI WHEEL(PKG10000241)	Mode of Payment	CREDIT
Collection Type	CENTER	Collection DateTime	04-Feb-2023 10:26 AM

Total T3 T4 TSH - 040223157 Released at 04-Feb-2023 12:43 PM

Parameter	Result	Biological Ref.Range	Method
-Total T3	1.07 ng/ml	(0.87 - 1.78 ng/ml)	Fluorescence Enzyme Immunoassay
-Total T4	7.11 ug/dl	(4.6 - 11 ug/dl)	Fluorescence Enzyme Immunoassay
-TSH	2.18 uIU/ml	0.50 - 5.50 uIU/ml 5.5 to 15 ul U/ml - Suggested Clinical co-relation or Repeat test with new sample as physiological factors can give falsley high TSH Above 15uIU/ml Hypothyroid PREGNANT WOMEN normal ranges for TSH: 1st Trimester : 0.0878 - 2.8293 uIU/ml 2nd Trimester : 0.1998 - 2.7915 uIU/ml 3rd Trimester : 0.307 - 2.9028 uIU/ml Ref: TIETZ Fundamentals of Clinical Chemistry	Fluorescence Enzyme Immunoassay

[Test performed on Fully Automated Immunology Analyzer Maglumi-600]

Revival Diagnostics

401-Aqua Corridor,
Beside Star Bazar, Adajan,
Surat-395009. M.B.B.S, M.D (Pathology)

Laboratory Test Result are Subject to technical limitation and should be clinically correlate for final diagnosis

📍 4th Floor, Aqua Corridor, Hazira Road, Adajan Pal, Surat-395009.
☎ 0261 2747788, 9825947712 ✉ revivaldiagnostics.surat@gmail.com 🌐 www.revivaldiagnostics.com
This medical report is not intended for medico-legal purposes.



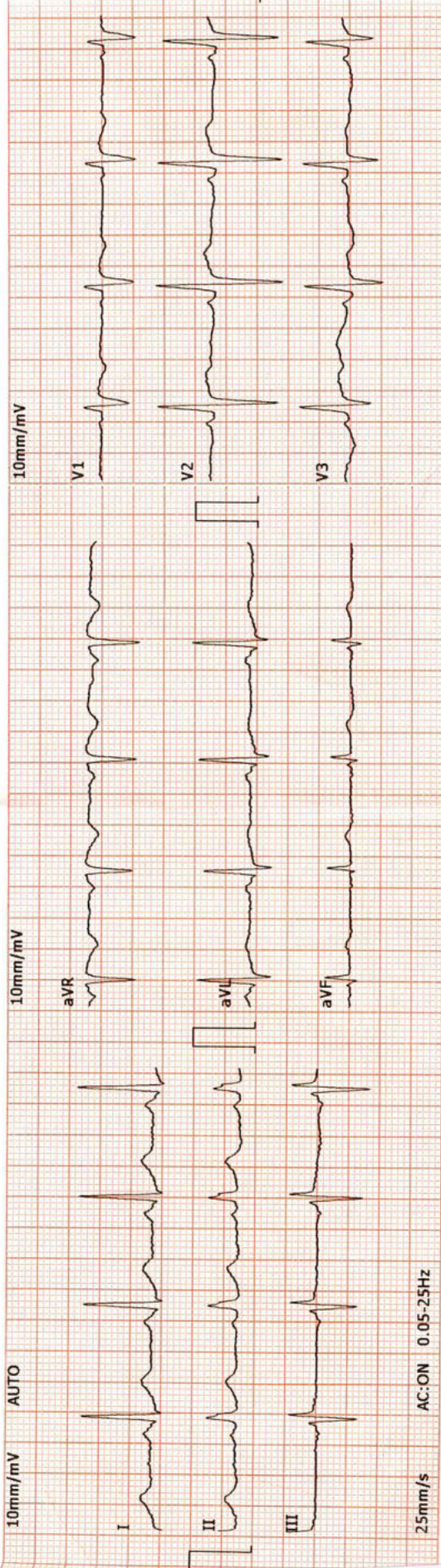
Name	KETANKUMAR M PATEL	Age/Gender	33Yrs/Male
Reg No.	1105/23	Receipt No	5472
Referred By	BOB - MEDI WHEEL(PKG10000241)	Mode of Payment	CREDIT
Collection Type	CENTER	Collection DateTime	04-Feb-2023 10:26 AM

Stool Examination - 040223158 Released at 04-Feb-2023 12:33 PM

Parameter	Result	Biological Ref.Range	Method
-Consistency.	Semi-Solid		Manual
Physical Examination			
-Colour..	Brown		Manual
-Mucus..	Absent		Manual
-Pus..	Absent		Manual
-Blood..	Absent		Manual
Chemical Examination			
-Reaction..	Acidic		
-Occult Blood..	Absent		
-Reducing Substance..	Absent		
Microscopic Examination			
-Ova..	Absent		
-Cysts..	Absent		
-Trophozoites..	Absent		
-Larva..	Absent		
-Pus Cells..	1-2		
-Red Blood Cells..	Absent		
-Macrophage cells..	Absent		
-Epithelial Cells..	1-2		
-Vegetable Cells..	Absent		
-Crystals..	Absent		
-Fat..	Absent		
-Darting Motility..	Not Seen		

Revival Diagnostics
401-Aqua Corridor,
Beside Star Bazar, Adajan,
Surat-395009, M.B.B.S, M.D (Pathology)
M.B.B.S, M.D (Pathology)
Surat-395009, M.B.B.S, M.D (Pathology)
M.B.B.S, M.D (Pathology)

Laboratory Test Result are Subject to technical limitation and should be clinically correlate for final diagnosis



2023-2-4 10:11:50 ID Card: ID:00004421
 Name: KETAN PATEL Gender: Male
 Age: 33 Height(cm): 171
 Weight(kg): 97 BP(mmHg): /
 HR.....bpm 82
 P-R.....ms 106
 Q-R-S.....ms 106
 QT/QTc.....ms 356/416
 P/QRS/T AXES.....deg 46/16/46
 RV5/SV1.....mV 1.02/0.47
 RV5+SV1.....mV 1.49
 *The result must be confirmed by doctor!
 Report Confirmed by:

[Handwritten Signature]

DR. ADITYA S. BORA
 DNB, PGDCC
 PHYSICIAN & CLINICAL CARDIOLOGIST
 G-54906

Revival Diagnostic
 401, Aqua Conidor,
 B/s. Star Bazar, Surat-395009
 Mo 91062-28601



REVIVAL DIAGNOSTICS

Name	KETANKUMAR M PATEL	Age/Gender	33Yrs/Male
Reg No.	1105/23	Receipt No	5472
Referred By	BOB - MEDI WHEEL(PKG10000241)	Mode of Payment	CREDIT
Collection Type	CENTER	Collection DateTime	04-Feb-2023 10:26 AM

ECG

- REPORT :

1. The rhythm is sinus.
2. Heart rate is 82 beats per minute.
3. Normal P,QRS,T wave axis.
4. Normal PR,QRS,Q.T. Duration.
5. No pathological q wave or ST-T changes seen.
6. No evidence of chamber hypertrophy or enlargement seen.

IMPRESSION : ECG WITHIN NORMAL LIMITS

Revival Diagnostic

401, Aqua Corridor,
B/s. Star Bazar, Surat-395009
Mo. 91062-28601


DR. ADITYA S. BORA Signature
MBBS, DNB, FRCCC
PHYSICIAN & CLINICAL CARDIOLOGIST
G-54906

REVIVAL
DIAGNOSTICS



0261 2747788, 9825947712



4TH Floor, Aqua Corridor, Hazira Road, Adajan Pal, Surat-395009.



revivaldiagnostics.surat@gmail.com



www.revivaldiagnostics.com

This Medical Report Is Not Intended For Medico-legal Purposes.
Laboratory Test Results Are Subject To Technical Limitation And Should
Be Clinically Correlate For Final Diagnosis



2D-ECHOCARDIOGRAPHY & COLOR DOPPLER REPORT

Name:	KETANKUMAR M. PATEL	Age/Gender	33Yrs /Male
Referred by.	MEDI WHEEL	Date	04 /02/2023


INDICATION: Preventive Health check up

- **CARDIAC CHAMBERS:** **Left Ventricle:** Normal size, **Left Atrium:** Normal size.
- No e/o thrombus in LA/LV.
- **Right Atrium:** Normal size. **Right Ventricle:** Normal size,
- **Normal Right Ventricular function.** (TAPSE=20mm)
- **Normal Left Ventricular systolic function. LVEF = 60% ,**
No regional wall abnormality. No thinning / scarring / dyskinesia of LV wall.
- **No Concentric Left Ventricular Hypertrophy.** (IVSd= 10 mm),
- **LV Compliance :**
NO Left Ventricular Diastolic Dysfunction [**LVDD**].
- **VALVES:**
- Structurally Normal Mitral valve/ Aortic valve/Tricuspid valve/ Pulmonary valve .
No significant Valvular Stenosis.
- **Doppler findings:** **AV max = 1.21 m/s, PV max = 0.91 m/s.**
Trivial MR, Trivial Tricuspid regurgitation.
- **No Pulmonary Arterial Hypertension. PASP** by TRjet vel.method = 23 mmHg.
- **SEPTAE:** IAS / IVS Appear Intact.
- **IVC :** Normal in dimension and shows good inspiratory 13mm collapse.
- **OTHERS:** No e/o Pericardial effusion / vegetation.

IMPRESSION:

**NORMAL LV SYSTOLIC FUNCTION, LVEF= 60 %, NO RWMA,
NO LVH , NO LVDD , NO PAH.**

Revival Diagnostic
401, Aqua Corridor,
B/s. Star Bazar, Surat-395009
Mo. 91062-28601


DR. VIKAS VERMA
MBBS, PGDCC
CLINICAL CARDIOLOGIST



0261 2747788, 9825947712



4TH Floor, Aqua Corridor, Hazira Road, Adajan Pal, Surat-395009.



revivaldiagnostics.surat@gmail.com



www.revivaldiagnostics.com

32

NAME : KETANKUMAR M PATEL
AGE: 33 YRS / MALE
REF BY: MEDI WHEEL





Name	KETANKUMAR M PATEL	Age/Gender	33Yrs/Male
Reg No.	1105/23	Receipt No	5472
Referred By	BOB - MEDI WHEEL(PKG10000241)	Mode of Payment	CREDIT
Collection Type	CENTER	Collection DateTime	04-Feb-2023 10:26 AM

CHEST RADIOGRAPH (PA VIEW)

- Hilar shadows are within normal limits.
- Pulmonary vasculature appears normal.
- Cardiac appears normal in size.
- Both dome of the diaphragm are smooth.
- Both costophrenic recesses are clear.
- Both lung fields appear normal.
- Visualized bones and soft tissue shadows appear normal.

IMPRESSION: NORMAL STUDY.

DR. CHIRAG K PATEL
RADIOLOGIST

Dr. Chirag K. Patel
MBBS-DMPD
Reg. No. G-23509
Revival Diagnostics
4th Floor, Radiology Corridor,
Nr. Star Bazar, Hazira Main Road,
Adajan, Surat-395009.
Mo. 97266 726683



0261 2747788, 9825947712



4TH Floor, Aqua Corridor, Hazira Road, Adajan Pal, Surat-395009.



revivaldiagnostics.surat@gmail.com



www.revivaldiagnostics.com