

5

To,

The Coordinator,
Mediwheel (Arcofemi Healthcare Limited)
Helpline number: 011- 41195959

Dear Sir / Madam,

Sub: Annual Health Checkup for the employees of Bank of Baroda

This is to inform you that the following spouse of our employee wishes to avail the facility of Cashless Annual Health Checkup provided by you in terms of our agreement.

PARTICULARS OF HEALTH CHECK UP BENEFICIARY	
NAME	MANJU YADAV
DATE OF BIRTH	23-07-1978
PROPOSED DATE OF HEALTH CHECKUP FOR EMPLOYEE SPOUSE	25-06-2022
BOOKING REFERENCE NO.	22J90521100020760S
SPOUSE DETAILS	
EMPLOYEE NAME	MR. KUMAR DINESH
EMPLOYEE EC NO.	90521
EMPLOYEE DESIGNATION	HEAD CASHIER "E" _II
EMPLOYEE PLACE OF WORK	KATHAULI
EMPLOYEE BIRTHDATE	15-02-1973

This letter of approval / recommendation is valid if submitted along with copy of the Bank of Baroda employee id card. This approval is valid from **22-06-2022** till **31-03-2023**. The list of medical tests to be conducted is provided in the annexure to this letter. Please note that the said health checkup is a **cashless facility** as per our tie up arrangement. We request you to attend to the health checkup requirement of our employee's spouse and accord your top priority and best resources in this regard. The EC Number and the booking reference number as given in the above table shall be mentioned in the invoice, invariably.

We solicit your co-operation in this regard.

Yours faithfully,

Sd/-

Chief General Manager
HRM Department
Bank of Baroda

(Note: This is a computer generated letter. No Signature required. For any clarification, please contact Mediwheel (Arcofemi Healthcare Limited))

Mangk Gada

SUGGESTIVE LIST OF MEDICAL TESTS

FOR MALE	FOR FEMALE
CBC	CBC
ESR	ESR
Blood Group & RH Factor	Blood Group & RH Factor
Blood and Urine Sugar Fasting	Blood and Urine Sugar Fasting
Blood and Urine Sugar PP	Blood and Urine Sugar PP
Stool Routine	Stool Routine
Lipid Profile	Lipid Profile
Total Cholesterol	Total Cholesterol
HDL	HDL
LDL	LDL
VLDL	VLDL
Triglycerides	Triglycerides
HDL / LDL ratio	HDL / LDL ratio
Liver Profile	Liver Profile
AST	AST
ALT	ALT
GGT	GGT
Bilirubin (total, direct, indirect)	Bilirubin (total, direct, indirect)
ALP	ALP
Proteins (T, Albumin, Globulin)	Proteins (T, Albumin, Globulin)
Kidney Profile	Kidney Profile
Serum creatinine	Serum creatinine
Blood Urea Nitrogen	Blood Urea Nitrogen
Uric Acid	Uric Acid
HBA1C	HBA1C
Routine urine analysis	Routine urine analysis
USG Whole Abdomen	USG Whole Abdomen
General Tests	General Tests
X Ray Chest	X Ray Chest
ECG	ECG
2D/3D ECHO / TMT	2D/3D ECHO / TMT
Stress Test	Thyroid Profile (T3, T4, TSH)
PSA Male (above 40 years)	Mammography (above 40 years) and Pap Smear (above 30 years).
Thyroid Profile (T3, T4, TSH)	Dental Check-up consultation
Dental Check-up consultation	Physician Consultation
Physician Consultation	Eye Check-up consultation
Eye Check-up consultation	Skin/ENT consultation
Skin/ENT consultation	Gynaec Consultation



ਭਾਰਤੀ ਵਿਲੱਖਣ ਪਛਾਣ ਅਥਾਰਿਟੀ

ਭਾਰਤ ਸਰਕਾਰ

Unique Identification Authority of India
Government of India

ਦਾਖਿਲੇ ਦੀ ਪਛਾਣ / Enrollment No.: 1008/50258/16275

To
ਮੰਜੂ ਯਾਦਵ
Manju Yadav
W/O Dinesh Kumar
KHAMINIYAN Auta
Aunta Allahabad
Uttar Pradesh 212303

22676511



UG226765117IN



ਤੁਹਾਡਾ ਆਧਾਰ ਨੰਬਰ / Your Aadhaar No. :

2651 1454 0320

ਆਧਾਰ - ਆਮ ਆਦਮੀ ਦਾ ਅਧਿਕਾਰ



ਭਾਰਤ ਸਰਕਾਰ
GOVERNMENT OF INDIA



ਮੰਜੂ ਯਾਦਵ
Manju Yadav
ਜਨਮ ਦਾ ਸਾਲ / Year of Birth : 1978
ਇਸਤਰੀ / Female

2651 1454 0320



ਆਧਾਰ - ਆਮ ਆਦਮੀ ਦਾ ਅਧਿਕਾਰ

Manju Yadav

INDRA DIAGNOSTIC CENTRE

Add: Kamla Nehru Road, Old Katra, Prayagraj

Ph: 9235447965, 0532-2548257

CIN : U85110DL2003PLC308206

Patient Name	: Mrs.MANJU YADAV - 90521	Registered On	: 25/Jun/2022 10:09:00
Age/Gender	: 43 Y 11 M 2 D /F	Collected	: N/A
UHID/MR NO	: ALDP.0000098130	Received	: N/A
Visit ID	: ALDP0075792223	Reported	: 25/Jun/2022 15:29:18
Ref Doctor	: Dr.Mediwheel - Arcofemi Health Care Ltd.	Status	: Final Report

DEPARTMENT OF CARDIOLOGY-ECG

MEDIWHEEL BANK OF BARODA FEMALE ABOVE 40 YRS

ECG / EKG *

1. Machnism, Rhythm	Sinus, Regular
2. Atrial Rate	66 /mt
3. Ventricular Rate	66 /mt
4. P - Wave	Normal
5. P R Interval	Normal
6. Q R S	Axis : Normal R/S Ratio : Normal Configuration : Normal
7. Q T c Interval	Normal
8. S - T Segment	Normal
9. T - Wave	Normal

FINAL IMPRESSION

Sinus Rhythm, Normal Axis, Nonspecific ST and T wave Abnormality.




Dr. R K VERMA
MBBS, PGDGM

INDRA DIAGNOSTIC CENTRE

Add: Kamla Nehru Road, Old Katra, Prayagraj

Ph: 9235447965, 0532-2548257

CIN : U85110DL2003PLC308206

Patient Name	: Mrs.MANJU YADAV - 90521	Registered On	: 25/Jun/2022 10:08:59
Age/Gender	: 43 Y 11 M 2 D /F	Collected	: 25/Jun/2022 10:23:53
UHID/MR NO	: ALDP.0000098130	Received	: 25/Jun/2022 10:48:02
Visit ID	: ALDP0075792223	Reported	: 25/Jun/2022 14:39:41
Ref Doctor	: Dr.Mediwheel - Arcofemi Health Care Ltd.	Status	: Final Report

DEPARTMENT OF HAEMATOLOGY

MEDIWHEEL BANK OF BARODA FEMALE ABOVE 40 YRS

Test Name	Result	Unit	Bio. Ref. Interval	Method
-----------	--------	------	--------------------	--------

Blood Group (ABO & Rh typing) * , Blood

Blood Group	O
Rh (Anti-D)	POSITIVE

Complete Blood Count (CBC) * , Whole Blood

Haemoglobin	12.50	g/dl	1 Day- 14.5-22.5 g/dl 1 Wk- 13.5-19.5 g/dl 1 Mo- 10.0-18.0 g/dl 3-6 Mo- 9.5-13.5 g/dl 0.5-2 Yr- 10.5-13.5 g/dl 2-6 Yr- 11.5-15.5 g/dl 6-12 Yr- 11.5-15.5 g/dl 12-18 Yr 13.0-16.0 g/dl Male- 13.5-17.5 g/dl Female- 12.0-15.5 g/dl	
TLC (WBC)	4,900.00	/Cu mm	4000-10000	ELECTRONIC IMPEDANCE
DLC				
Polymorphs (Neutrophils)	51.00	%	55-70	ELECTRONIC IMPEDANCE
Lymphocytes	45.00	%	25-40	ELECTRONIC IMPEDANCE
Monocytes	3.00	%	3-5	ELECTRONIC IMPEDANCE
Eosinophils	1.00	%	1-6	ELECTRONIC IMPEDANCE
Basophils	0.00	%	<1	ELECTRONIC IMPEDANCE
ESR				
Observed	20.00	Mm for 1st hr.		
Corrected	-	Mm for 1st hr.	< 20	
PCV (HCT)	33.00	cc %	40-54	
Platelet count				
Platelet Count	1.72	LACS/cu mm	1.5-4.0	ELECTRONIC IMPEDANCE/MICROSCOPIC
PDW (Platelet Distribution width)	16.00	fL	9-17	ELECTRONIC IMPEDANCE
P-LCR (Platelet Large Cell Ratio)	42.40	%	35-60	ELECTRONIC IMPEDANCE
PCT (Platelet Hematocrit)	0.22	%	0.108-0.282	ELECTRONIC IMPEDANCE
MPV (Mean Platelet Volume)	12.50	fL	6.5-12.0	ELECTRONIC IMPEDANCE
RBC Count				
RBC Count	3.90	Mill./cu mm	3.7-5.0	ELECTRONIC IMPEDANCE

INDRA DIAGNOSTIC CENTRE

Add: Kamla Nehru Road, Old Katra, Prayagraj

Ph: 9235447965, 0532-2548257

CIN : U85110DL2003PLC308206

Patient Name	: Mrs.MANJU YADAV - 90521	Registered On	: 25/Jun/2022 10:08:59
Age/Gender	: 43 Y 11 M 2 D /F	Collected	: 25/Jun/2022 10:23:53
UHID/MR NO	: ALDP.0000098130	Received	: 25/Jun/2022 10:48:02
Visit ID	: ALDP0075792223	Reported	: 25/Jun/2022 14:39:41
Ref Doctor	: Dr.Mediwheel - Arcofemi Health Care Ltd.	Status	: Final Report

DEPARTMENT OF HAEMATOLOGY

MEDIWHEEL BANK OF BARODA FEMALE ABOVE 40 YRS

Test Name	Result	Unit	Bio. Ref. Interval	Method
Blood Indices (MCV, MCH, MCHC)				
MCV	86.30	fl	80-100	CALCULATED PARAMETER
MCH	32.00	pg	28-35	CALCULATED PARAMETER
MCHC	37.10	%	30-38	CALCULATED PARAMETER
RDW-CV	13.30	%	11-16	ELECTRONIC IMPEDANCE
RDW-SD	51.80	fL	35-60	ELECTRONIC IMPEDANCE
Absolute Neutrophils Count	2,499.00	/cu mm	3000-7000	
Absolute Eosinophils Count (AEC)	49.00	/cu mm	40-440	



Dr. Akanksha Singh (MD Pathology)

INDRA DIAGNOSTIC CENTRE

Add: Kamla Nehru Road, Old Katra, Prayagraj

Ph: 9235447965, 0532-2548257

CIN : U85110DL2003PLC308206

Patient Name	: Mrs.MANJU YADAV - 90521	Registered On	: 25/Jun/2022 10:08:59
Age/Gender	: 43 Y 11 M 2 D /F	Collected	: 25/Jun/2022 15:27:26
UHID/MR NO	: ALDP.0000098130	Received	: 25/Jun/2022 15:50:17
Visit ID	: ALDP0075792223	Reported	: 25/Jun/2022 16:03:36
Ref Doctor	: Dr.Mediwheel - Arcofemi Health Care Ltd.	Status	: Final Report

DEPARTMENT OF BIOCHEMISTRY

MEDIWHEEL BANK OF BARODA FEMALE ABOVE 40 YRS

Test Name	Result	Unit	Bio. Ref. Interval	Method
-----------	--------	------	--------------------	--------

GLUCOSE FASTING * , Plasma

Glucose Fasting	78.90	mg/dl	< 100 Normal 100-125 Pre-diabetes ≥ 126 Diabetes	GOD POD
-----------------	-------	-------	--------------------------------------------------------	---------

Interpretation:

- Kindly correlate clinically with intake of hypoglycemic agents, drug dosage variations and other drug interactions.
- A negative test result only shows that the person does not have diabetes at the time of testing. It does not mean that the person will never get diabetes in future, which is why an Annual Health Check up is essential.
- I.G.T = Impaired Glucose Tolerance.

Glucose PP *

Sample: Plasma After Meal

111.00	mg/dl	<140 Normal 140-199 Pre-diabetes >200 Diabetes	GOD POD
--------	-------	------------------------------------------------------	---------

Interpretation:

- Kindly correlate clinically with intake of hypoglycemic agents, drug dosage variations and other drug interactions.
- A negative test result only shows that the person does not have diabetes at the time of testing. It does not mean that the person will never get diabetes in future, which is why an Annual Health Check up is essential.
- I.G.T = Impaired Glucose Tolerance.




Dr. Akanksha Singh (MD Pathology)

INDRA DIAGNOSTIC CENTRE

Add: Kamla Nehru Road, Old Katra, Prayagraj

Ph: 9235447965, 0532-2548257

CIN : U85110DL2003PLC308206

Patient Name	: Mrs.MANJU YADAV - 90521	Registered On	: 25/Jun/2022 10:09:00
Age/Gender	: 43 Y 11 M 2 D /F	Collected	: 25/Jun/2022 10:23:53
UHID/MR NO	: ALDP.0000098130	Received	: 26/Jun/2022 11:32:29
Visit ID	: ALDP0075792223	Reported	: 26/Jun/2022 13:47:56
Ref Doctor	: Dr.Mediwheel - Arcofemi Health Care Ltd.	Status	: Final Report

DEPARTMENT OF BIOCHEMISTRY

MEDIWHEEL BANK OF BARODA FEMALE ABOVE 40 YRS

Test Name	Result	Unit	Bio. Ref. Interval	Method
-----------	--------	------	--------------------	--------

GLYCOSYLATED HAEMOGLOBIN (HBA1C) **, EDTA BLOOD

Glycosylated Haemoglobin (HbA1c)	5.40	% NGSP		HPLC (NGSP)
Glycosylated Haemoglobin (Hb-A1c)	36.00	mmol/mol/IFCC		
Estimated Average Glucose (eAG)	108	mg/dl		

Interpretation:

NOTE:-

- eAG is directly related to A1c.
- An A1c of 7% -the goal for most people with diabetes-is the equivalent of an eAG of 154 mg/dl.
- eAG may help facilitate a better understanding of actual daily control helping you and your health care provider to make necessary changes to your diet and physical activity to improve overall diabetes management.

The following ranges may be used for interpretation of results. However, factors such as duration of diabetes, adherence to therapy and the age of the patient should also be considered in assessing the degree of blood glucose control.

Haemoglobin A1C (%) NGSP	mmol/mol / IFCC Unit	eAG (mg/dl)	Degree of Glucose Control Unit
> 8	>63.9	>183	Action Suggested*
7-8	53.0 -63.9	154-183	Fair Control
< 7	<63.9	<154	Goal**
6-7	42.1 -63.9	126-154	Near-normal glycemia
< 6%	<42.1	<126	Non-diabetic level

*High risk of developing long term complications such as Retinopathy, Nephropathy, Neuropathy, Cardiopathy, etc.

**Some danger of hypoglycemic reaction in Type 1 diabetics. Some glucose intolerant individuals and "subclinical" diabetics may demonstrate HbA1C levels in this area.

N.B. : Test carried out on Automated G8 90 SL TOSOH HPLC Analyser.

INDRA DIAGNOSTIC CENTRE

Add: Kamla Nehru Road, Old Katra, Prayagraj

Ph: 9235447965, 0532-2548257

CIN : U85110DL2003PLC308206

Patient Name	: Mrs.MANJU YADAV - 90521	Registered On	: 25/Jun/2022 10:09:00
Age/Gender	: 43 Y 11 M 2 D /F	Collected	: 25/Jun/2022 10:23:53
UHID/MR NO	: ALDP.0000098130	Received	: 26/Jun/2022 11:32:29
Visit ID	: ALDP0075792223	Reported	: 26/Jun/2022 13:47:56
Ref Doctor	: Dr.Mediwheel - Arcofemi Health Care Ltd.	Status	: Final Report

DEPARTMENT OF BIOCHEMISTRY

MEDIWHEEL BANK OF BARODA FEMALE ABOVE 40 YRS

Test Name	Result	Unit	Bio. Ref. Interval	Method
-----------	--------	------	--------------------	--------

Clinical Implications:

*Values are frequently increased in persons with poorly controlled or newly diagnosed diabetes.

*With optimal control, the HbA 1c moves toward normal levels.


*A diabetic patient who recently comes under good control may still show higher concentrations of glycosylated hemoglobin. This level declines gradually over several months as nearly normal glycosylated *Increases in glycosylated hemoglobin occur in the following non-diabetic conditions: a. Iron-deficiency anemia b. Splenectomy
c. Alcohol toxicity d. Lead toxicity

*Decreases in A 1c occur in the following non-diabetic conditions: a. Hemolytic anemia b. chronic blood loss

*Pregnancy d. chronic renal failure. Interfering Factors:

*Presence of Hb F and H causes falsely elevated values. 2. Presence of Hb S, C, E, D, G, and Lepore (autosomal recessive mutation resulting in a hemoglobinopathy) causes falsely decreased values.




Dr. Anupam Singh
M.B.B.S, M.D. (Pathology)

INDRA DIAGNOSTIC CENTRE

Add: Kamla Nehru Road, Old Katra, Prayagraj

Ph: 9235447965, 0532-2548257

CIN : U85110DL2003PLC308206

Patient Name	: Mrs.MANJU YADAV - 90521	Registered On	: 25/Jun/2022 10:09:00
Age/Gender	: 43 Y 11 M 2 D /F	Collected	: 25/Jun/2022 10:23:53
UHID/MR NO	: ALDP.0000098130	Received	: 25/Jun/2022 10:48:02
Visit ID	: ALDP0075792223	Reported	: 25/Jun/2022 12:38:07
Ref Doctor	: Dr.Mediwheel - Arcofemi Health Care Ltd.	Status	: Final Report

DEPARTMENT OF BIOCHEMISTRY

MEDIWHEEL BANK OF BARODA FEMALE ABOVE 40 YRS

Test Name	Result	Unit	Bio. Ref. Interval	Method
BUN (Blood Urea Nitrogen) * <i>Sample:Serum</i>	9.67	mg/dL	7.0-23.0	CALCULATED
Creatinine * <i>Sample:Serum</i>	1.00	mg/dl	0.5-1.3	MODIFIED JAFFES
e-GFR (Estimated Glomerular Filtration Rate) * <i>Sample:Serum</i>	69.00	ml/min/1.73m ²	90-120 Normal - 60-89 Near Normal	CALCULATED
Uric Acid * <i>Sample:Serum</i>	3.76	mg/dl	2.5-6.0	URICASE
LFT (WITH GAMMA GT) * , Serum				
SGOT / Aspartate Aminotransferase (AST)	26.30	U/L	< 35	IFCC WITHOUT P5P
SGPT / Alanine Aminotransferase (ALT)	28.00	U/L	< 40	IFCC WITHOUT P5P
Gamma GT (GGT)	21.40	IU/L	11-50	OPTIMIZED SZAZING
Protein	6.10	gm/dl	6.2-8.0	BIRUET
Albumin	4.00	gm/dl	3.8-5.4	B.C.G.
Globulin	2.10	gm/dl	1.8-3.6	CALCULATED
A:G Ratio	1.90		1.1-2.0	CALCULATED
Alkaline Phosphatase (Total)	78.40	U/L	42.0-165.0	IFCC METHOD
Bilirubin (Total)	0.90	mg/dl	0.3-1.2	JENDRASSIK & GROF
Bilirubin (Direct)	0.30	mg/dl	< 0.30	JENDRASSIK & GROF
Bilirubin (Indirect)	0.60	mg/dl	< 0.8	JENDRASSIK & GROF
LIPID PROFILE (MINI) * , Serum				
Cholesterol (Total)	143.00	mg/dl	<200 Desirable 200-239 Borderline High > 240 High	CHOD-PAP
HDL Cholesterol (Good Cholesterol)	39.90	mg/dl	30-70	DIRECT ENZYMATIC
LDL Cholesterol (Bad Cholesterol)	91	mg/dl	< 100 Optimal 100-129 Nr. Optimal/Above Optimal 130-159 Borderline High 160-189 High > 190 Very High	CALCULATED
VLDL	12.00	mg/dl	10-33	CALCULATED
Triglycerides	60.00	mg/dl	< 150 Normal 150-199 Borderline High	GPO-PAP

INDRA DIAGNOSTIC CENTRE

Add: Kamla Nehru Road, Old Katra, Prayagraj

Ph: 9235447965, 0532-2548257

CIN : U85110DL2003PLC308206

Patient Name	: Mrs.MANJU YADAV - 90521	Registered On	: 25/Jun/2022 10:09:00
Age/Gender	: 43 Y 11 M 2 D /F	Collected	: 25/Jun/2022 10:23:53
UHID/MR NO	: ALDP.0000098130	Received	: 25/Jun/2022 10:48:02
Visit ID	: ALDP0075792223	Reported	: 25/Jun/2022 12:38:07
Ref Doctor	: Dr.Mediwheel - Arcofemi Health Care Ltd.	Status	: Final Report

DEPARTMENT OF BIOCHEMISTRY

MEDIWHEEL BANK OF BARODA FEMALE ABOVE 40 YRS

Test Name	Result	Unit	Bio. Ref. Interval	Method
-----------	--------	------	--------------------	--------

200-499 High
>500 Very High



A handwritten signature in black ink, appearing to read 'Akanksha Singh'.

Dr. Akanksha Singh (MD Pathology)

INDRA DIAGNOSTIC CENTRE

Add: Kamla Nehru Road, Old Katra, Prayagraj

Ph: 9235447965, 0532-2548257

CIN : U85110DL2003PLC308206

Patient Name	: Mrs.MANJU YADAV - 90521	Registered On	: 25/Jun/2022 10:09:00
Age/Gender	: 43 Y 11 M 2 D /F	Collected	: 25/Jun/2022 15:39:09
UHID/MR NO	: ALDP.0000098130	Received	: 25/Jun/2022 15:50:17
Visit ID	: ALDP0075792223	Reported	: 25/Jun/2022 16:26:41
Ref Doctor	: Dr.Mediwheel - Arcofemi Health Care Ltd.	Status	: Final Report

DEPARTMENT OF CLINICAL PATHOLOGY

MEDIWHEEL BANK OF BARODA FEMALE ABOVE 40 YRS

Test Name	Result	Unit	Bio. Ref. Interval	Method
-----------	--------	------	--------------------	--------

URINE EXAMINATION, ROUTINE * , Urine

Color	PALE YELLOW			
Specific Gravity	1.020			
Reaction PH	Acidic (5.0)			DIPSTICK
Protein	ABSENT	mg %	< 10 Absent 10-40 (+) 40-200 (++) 200-500 (+++) > 500 (++++)	DIPSTICK
Sugar	ABSENT	gms%	< 0.5 (+) 0.5-1.0 (++) 1-2 (+++) > 2 (++++)	DIPSTICK
Ketone	ABSENT	mg/dl	0.2-2.81	BIOCHEMISTRY
Bile Salts	ABSENT			
Bile Pigments	ABSENT			
Urobilinogen(1:20 dilution)	ABSENT			
Microscopic Examination:				
Epithelial cells	1-2/h.p.f			MICROSCOPIC EXAMINATION
Pus cells	1-2/h.p.f			MICROSCOPIC EXAMINATION
RBCs	ABSENT			MICROSCOPIC EXAMINATION
Cast	ABSENT			
Crystals	ABSENT			MICROSCOPIC EXAMINATION
Others	ABSENT			

Urine Microscopy is done on centrifuged urine sediment.

SUGAR, FASTING STAGE * , Urine

Sugar, Fasting stage	ABSENT	gms%
----------------------	--------	------

Interpretation:

(+)	< 0.5
(++)	0.5-1.0

INDRA DIAGNOSTIC CENTRE

Add: Kamla Nehru Road, Old Katra, Prayagraj

Ph: 9235447965, 0532-2548257

CIN : U85110DL2003PLC308206

Patient Name	: Mrs.MANJU YADAV - 90521	Registered On	: 25/Jun/2022 10:09:00
Age/Gender	: 43 Y 11 M 2 D /F	Collected	: 25/Jun/2022 15:39:09
UHID/MR NO	: ALDP.0000098130	Received	: 25/Jun/2022 15:50:17
Visit ID	: ALDP0075792223	Reported	: 25/Jun/2022 16:26:41
Ref Doctor	: Dr.Mediwheel - Arcofemi Health Care Ltd.	Status	: Final Report

DEPARTMENT OF CLINICAL PATHOLOGY

MEDIWHEEL BANK OF BARODA FEMALE ABOVE 40 YRS

Test Name	Result	Unit	Bio. Ref. Interval	Method
-----------	--------	------	--------------------	--------

(+++)
(++++)

1-2
> 2

SUGAR, PP STAGE * , Urine

Sugar, PP Stage

ABSENT

Interpretation:

(+) < 0.5 gms%

(++) 0.5-1.0 gms%

(+++)
(++++)

1-2 gms%
> 2 gms%



A handwritten signature in black ink, reading "Akanksha Singh".

Dr. Akanksha Singh (MD Pathology)

INDRA DIAGNOSTIC CENTRE

Add: Kamla Nehru Road, Old Katra, Prayagraj

Ph: 9235447965, 0532-2548257

CIN : U85110DL2003PLC308206

Patient Name	: Mrs.MANJU YADAV - 90521	Registered On	: 25/Jun/2022 10:09:00
Age/Gender	: 43 Y 11 M 2 D /F	Collected	: 25/Jun/2022 10:23:53
UHID/MR NO	: ALDP.0000098130	Received	: 26/Jun/2022 11:49:52
Visit ID	: ALDP0075792223	Reported	: 26/Jun/2022 12:03:07
Ref Doctor	: Dr.Mediwheel - Arcofemi Health Care Ltd.	Status	: Final Report

DEPARTMENT OF IMMUNOLOGY

MEDIWHEEL BANK OF BARODA FEMALE ABOVE 40 YRS

Test Name	Result	Unit	Bio. Ref. Interval	Method
-----------	--------	------	--------------------	--------

THYROID PROFILE - TOTAL **, Serum

T3, Total (tri-iodothyronine)	112.52	ng/dl	84.61–201.7	CLIA
T4, Total (Thyroxine)	9.35	ug/dl	3.2-12.6	CLIA
TSH (Thyroid Stimulating Hormone)	2.61	μIU/mL	0.27 - 5.5	CLIA

Interpretation:

0.3-4.5	μIU/mL	First Trimester
0.5-4.6	μIU/mL	Second Trimester
0.8-5.2	μIU/mL	Third Trimester
0.5-8.9	μIU/mL	Adults 55-87 Years
0.7-27	μIU/mL	Premature 28-36 Week
2.3-13.2	μIU/mL	Cord Blood > 37Week
0.7-64	μIU/mL	Child(21 wk - 20 Yrs.)
1-39	μIU/mL	Child 0-4 Days
1.7-9.1	μIU/mL	Child 2-20 Week

1) Patients having low T3 and T4 levels but high TSH levels suffer from primary hypothyroidism, cretinism, juvenile myxedema or autoimmune disorders.

2) Patients having high T3 and T4 levels but low TSH levels suffer from Grave's disease, toxic adenoma or sub-acute thyroiditis.

3) Patients having either low or normal T3 and T4 levels but low TSH values suffer from iodine deficiency or secondary hypothyroidism.

4) Patients having high T3 and T4 levels but normal TSH levels may suffer from toxic multinodular goiter. This condition is mostly a symptomatic and may cause transient hyperthyroidism but no persistent symptoms.


5) Patients with high or normal T3 and T4 levels and low or normal TSH levels suffer either from T3 toxicosis or T4 toxicosis respectively.

6) In patients with non thyroidal illness abnormal test results are not necessarily indicative of thyroidism but may be due to adaptation to the catabolic state and may revert to normal when the patient recovers.

7) There are many drugs for eg. Glucocorticoids, Dopamine, Lithium, Iodides, Oral radiographic dyes, etc. which may affect the thyroid function tests.

8) Generally when total T3 and total T4 results are indecisive then Free T3 and Free T4 tests are recommended for further confirmation along with TSH levels.




Dr. Anupam Singh
M.B.B.S, M.D. (Pathology)

INDRA DIAGNOSTIC CENTRE

Add: Kamla Nehru Road, Old Katra, Prayagraj

Ph: 9235447965, 0532-2548257

CIN : U85110DL2003PLC308206

Patient Name	: Mrs.MANJU YADAV - 90521	Registered On	: 25/Jun/2022 10:09:00
Age/Gender	: 43 Y 11 M 2 D /F	Collected	: N/A
UHID/MR NO	: ALDP.0000098130	Received	: N/A
Visit ID	: ALDP0075792223	Reported	: 25/Jun/2022 17:16:04
Ref Doctor	: Dr.Mediwheel - Arcofemi Health Care Ltd.	Status	: Final Report

DEPARTMENT OF X-RAY

MEDIWHEEL BANK OF BARODA FEMALE ABOVE 40 YRS

X-RAY DIGITAL CHEST PA *

X-RAY REPORT

(300 mA COMPUTERISED UNIT SPOT FILM DEVICE)

CHEST P-A VIEW

- Both lung field did not reveal any significant lesion.
- Costo-phrenic angles are bilaterally clear.
- Trachea is central in position.
- Cardiac size & contours are normal.
- Hilar shadows are normal.
- Soft tissue shadow appears normal.
- Bony cage is normal.

Please correlate clinically.



Nidhikant

Dr Nidhikant (MBBS, DMRD, DNB)

INDRA DIAGNOSTIC CENTRE

Add: Kamla Nehru Road, Old Katra, Prayagraj

Ph: 9235447965, 0532-2548257

CIN : U85110DL2003PLC308206

Patient Name	: Mrs.MANJU YADAV - 90521	Registered On	: 25/Jun/2022 10:09:01
Age/Gender	: 43 Y 11 M 2 D /F	Collected	: N/A
UHID/MR NO	: ALDP.0000098130	Received	: N/A
Visit ID	: ALDP0075792223	Reported	: 25/Jun/2022 14:06:30
Ref Doctor	: Dr.Mediwheel - Arcofemi Health Care Ltd.	Status	: Final Report

DEPARTMENT OF ULTRASOUND

MEDIWHEEL BANK OF BARODA FEMALE ABOVE 40 YRS

ULTRASOUND WHOLE ABDOMEN (UPPER & LOWER) *

LIVER: - Normal in size (8.0 cm), shape and echogenicity. No focal lesion is seen. No intra hepatic biliary radicle dilation seen.

GALL BLADDER :- Well distended, walls are normal. No e/o calculus / focal mass lesion/ pericholecystic fluid.

CBD :- Normal in calibre at porta.

PORTAL VEIN: - Normal in calibre and colour uptake at porta.

PANCREAS: - Head is visualised, normal in size & echopattern. No e/o ductal dilatation or calcification. Rest of pancreas is obscured by bowel gas.

SPLEEN: - Normal in size (cm), shape and echogenicity.

RIGHT KIDNEY: - Normal in size (9.7 x 3.6 cm), shape and echogenicity. No focal lesion or calculus seen . Pelvicalyceal system is not dilated.

LEFT KIDNEY: - Normal in size (9.3 x 3.7 cm), shape and echogenicity. **Cortical cyst in upper pole calyx measuring approx 2.4 cm.** Pelvicalyceal system is not dilated.

URINARY BLADDER :- Normal in shape, outline and distension. No e/o wall thickening / calculus.

UTERUS :- Anteverted, and is normal in size. **Around hypoechoic lesion of size 1.1 cm .** Endometrium is normal in thickness.

ADNEXA :- **Right adnexa show s anechoic cytic lesion of size 7.0 x 4.2 x 4.0 cm,** Left ovary not visualized.

Visualized bowel loops are normal in caliber. No para-aortic lymphadenopathy

No free fluid is seen in the abdomen/pelvis.

IMPRESSION :

- **Left renal cortical cyst.**
- **? Uterine fibroid.**
- **Right adnexal cyst ? hemorrhagic.**

INDRA DIAGNOSTIC CENTRE

Add: Kamla Nehru Road, Old Katra, Prayagraj

Ph: 9235447965, 0532-2548257

CIN : U85110DL2003PLC308206


Patient Name	: Mrs.MANJU YADAV - 90521	Registered On	: 25/Jun/2022 10:09:01
Age/Gender	: 43 Y 11 M 2 D /F	Collected	: N/A
UHID/MR NO	: ALDP.0000098130	Received	: N/A
Visit ID	: ALDP0075792223	Reported	: 25/Jun/2022 14:06:30
Ref Doctor	: Dr.Mediwheel - Arcofemi Health Care Ltd.	Status	: Final Report

DEPARTMENT OF ULTRASOUND

MEDIWHEEL BANK OF BARODA FEMALE ABOVE 40 YRS

Please correlate clinically.




Dr. R K VERMA
MBBS, PGDGM

INDRA DIAGNOSTIC CENTRE

Add: Kamla Nehru Road, Old Katra, Prayagraj

Ph: 9235447965, 0532-2548257

CIN : U85110DL2003PLC308206

Patient Name	: Mrs.MANJU YADAV - 90521	Registered On	: 25/Jun/2022 10:09:01
Age/Gender	: 43 Y 11 M 2 D /F	Collected	: N/A
UHID/MR NO	: ALDP.0000098130	Received	: N/A
Visit ID	: ALDP0075792223	Reported	: 25/Jun/2022 19:32:52
Ref Doctor	: Dr.Mediwheel - Arcofemi Health Care Ltd.	Status	: Final Report

DEPARTMENT OF TMT

MEDIWHEEL BANK OF BARODA FEMALE ABOVE 40 YRS

Tread Mill Test (TMT) *

NORMAL


*** End Of Report ***

(**) Test Performed at Chandan Speciality Lab.

Result/s to Follow:

STOOL, ROUTINE EXAMINATION, PAP SMEAR FOR CYTOLOGICAL EXAMINATION




Dr. R K VERMA
MBBS, PGDGM

This report is not for medico legal purpose. If clinical correlation is not established, kindly repeat the test at no additional cost within seven days.

Facilities: Pathology, Bedside Sample Collection, Health Check-ups, Digital X-Ray, ECG (Bedside also), Allergy Testing, Test And Health Check-ups, Ultrasonography, Sonomammography, Bone Mineral Density (BMD), Doppler Studies, 2D Echo, CT Scan, MRI, Blood Bank, TMT, EEG, PFT, OPG, Endoscopy, Digital Mammography, Electromyography (EMG), Nerve Conduction Velocity (NCV), Audiometry, Brainstem Evoked Response Audiometry (BERA), Colonoscopy, Ambulance Services, Online Booking Facilities for Diagnostics, Online Report Viewing *

365 Days Open

*Facilities Available at Select Location