

Patient Name : Mr.ASHISH KULKARNI	Collected : 20/Aug/2024 09:20AM
Age/Gender : 39 Y 6 M 17 D/M	Received : 20/Aug/2024 02:05PM
UHID/MR No : CPIM.0000083506	Reported : 20/Aug/2024 02:51PM
Visit ID : CPIMOPV165944	Status : Final Report
Ref Doctor : Dr.SELF	Sponsor Name : ARCOFEMI HEALTHCARE LIMITED
Emp/Auth/TPA ID : 22S31162	

## DEPARTMENT OF HAEMATOLOGY

### PERIPHERAL SMEAR , WHOLE BLOOD EDTA

**RBC Predominantly Normocytic Normochromic with Microcytes+**  
**WBC eosinophilia**  
**Platelets are Adequate**  
**No hemoparasite seen.**

  
Dr Sneha Shah  
MBBS, MD (Pathology)  
Consultant Pathologist

SIN No:BED240214784

This test has been performed at Apollo Health and Lifestyle Ltd- Sadashiv Peth Pune, Diagnostics Lab



Patient Name	: Mr.ASHISH KULKARNI	Collected	: 20/Aug/2024 09:20AM
Age/Gender	: 39 Y 6 M 17 D/M	Received	: 20/Aug/2024 02:05PM
UHID/MR No	: CPIM.0000083506	Reported	: 20/Aug/2024 02:51PM
Visit ID	: CPIMOPV165944	Status	: Final Report
Ref Doctor	: Dr.SELF	Sponsor Name	: ARCOFEMI HEALTHCARE LIMITED
Emp/Auth/TPA ID	: 22S31162		


DEPARTMENT OF HAEMATOLOGY

ARCOFEMI - MEDIWHEEL - FULL BODY ANNUAL PLUS MALE - 2D ECHO - PAN INDIA - FY2324

Test Name	Result	Unit	Bio. Ref. Interval	Method
<b>HEMOGRAM , WHOLE BLOOD EDTA</b>				
<b>HAEMOGLOBIN</b>	14	g/dL	13-17	Spectrophotometer
PCV	41.30	%	40-50	Electronic pulse & Calculation
RBC COUNT	4.94	Million/cu.mm	4.5-5.5	Electrical Impedance
MCV	83.5	fL	83-101	Calculated
MCH	28.2	pg	27-32	Calculated
MCHC	33.8	g/dL	31.5-34.5	Calculated
R.D.W	<b>15.1</b>	%	11.6-14	Calculated
TOTAL LEUCOCYTE COUNT (TLC)	6,280	cells/cu.mm	4000-10000	Electrical Impedance
<b>DIFFERENTIAL LEUCOCYTIC COUNT (DLC)</b>				
NEUTROPHILS	49	%	40-80	Electrical Impedance
LYMPHOCYTES	33.8	%	20-40	Electrical Impedance
EOSINOPHILS	<b>9.5</b>	%	1-6	Electrical Impedance
MONOCYTES	7.2	%	2-10	Electrical Impedance
BASOPHILS	0.5	%	<1-2	Electrical Impedance
<b>ABSOLUTE LEUCOCYTE COUNT</b>				
NEUTROPHILS	3077.2	Cells/cu.mm	2000-7000	Calculated
LYMPHOCYTES	2122.64	Cells/cu.mm	1000-3000	Calculated
EOSINOPHILS	<b>596.6</b>	Cells/cu.mm	20-500	Calculated
MONOCYTES	452.16	Cells/cu.mm	200-1000	Calculated
BASOPHILS	31.4	Cells/cu.mm	0-100	Calculated
Neutrophil lymphocyte ratio (NLR)	1.45		0.78- 3.53	Calculated
<b>PLATELET COUNT</b>	269000	cells/cu.mm	150000-410000	Electrical impedance
<b>ERYTHROCYTE SEDIMENTATION RATE (ESR)</b>	12	mm at the end of 1 hour	0-15	Modified Westergren
<b>PERIPHERAL SMEAR</b>				

**RBC Predominantly Normocytic Normochromic with Microcytes+  
WBC eosinophilia  
Platelets are Adequate  
No hemoparasite seen.**

Page 2 of 7

  
Dr Sneha Shah  
MBBS, MD (Pathology)  
Consultant Pathologist

SIN No:BED240214784


This test has been performed at Apollo Health and Lifestyle Ltd- Sadashiv Peth Pune, Diagnostics Lab



Patient Name	: Mr.ASHISH KULKARNI	Collected	: 20/Aug/2024 09:20AM
Age/Gender	: 39 Y 6 M 17 D/M	Received	: 20/Aug/2024 02:05PM
UHID/MR No	: CPIM.0000083506	Reported	: 20/Aug/2024 02:51PM
Visit ID	: CPIMOPV165944	Status	: Final Report
Ref Doctor	: Dr.SELF	Sponsor Name	: ARCOFEMI HEALTHCARE LIMITED
Emp/Auth/TPA ID	: 22S31162		

DEPARTMENT OF HAEMATOLOGY

ARCOFEMI - MEDIWHEEL - FULL BODY ANNUAL PLUS MALE - 2D ECHO - PAN INDIA - FY2324

  
Dr Sneha Shah  
MBBS, MD (Pathology)  
Consultant Pathologist

SIN No:BED240214784

This test has been performed at Apollo Health and Lifestyle Ltd- Sadashiv Peth Pune, Diagnostics Lab

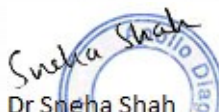


Patient Name : Mr.ASHISH KULKARNI	Collected : 20/Aug/2024 09:20AM
Age/Gender : 39 Y 6 M 17 D/M	Received : 20/Aug/2024 02:05PM
UHID/MR No : CPIM.0000083506	Reported : 20/Aug/2024 03:09PM
Visit ID : CPIMOPV165944	Status : Final Report
Ref Doctor : Dr.SELF	Sponsor Name : ARCOFEMI HEALTHCARE LIMITED
Emp/Auth/TPA ID : 22S31162	

**DEPARTMENT OF HAEMATOLOGY**

**ARCOFEMI - MEDIWHEEL - FULL BODY ANNUAL PLUS MALE - 2D ECHO - PAN INDIA - FY2324**

Test Name	Result	Unit	Bio. Ref. Interval	Method
<b>BLOOD GROUP ABO AND RH FACTOR , WHOLE BLOOD EDTA</b>				
BLOOD GROUP TYPE	B			Microplate Hemagglutination
Rh TYPE	Positive			Microplate Hemagglutination

*Sneha Shah*  
  
**Dr Sneha Shah**  
 MBBS, MD (Pathology)  
 Consultant Pathologist

SIN No:BED240214784

This test has been performed at Apollo Health and Lifestyle Ltd- Sadashiv Peth Pune, Diagnostics Lab





Patient Name	: Mr.ASHISH KULKARNI	Collected	: 20/Aug/2024 09:20AM
Age/Gender	: 39 Y 6 M 17 D/M	Received	: 20/Aug/2024 01:55PM
UHID/MR No	: CPIM.0000083506	Reported	: 20/Aug/2024 02:25PM
Visit ID	: CPIMOPV165944	Status	: Final Report
Ref Doctor	: Dr.SELF	Sponsor Name	: ARCOFEMI HEALTHCARE LIMITED
Emp/Auth/TPA ID	: 22S31162		

DEPARTMENT OF BIOCHEMISTRY

ARCOFEMI - MEDIWHEEL - FULL BODY ANNUAL PLUS MALE - 2D ECHO - PAN INDIA - FY2324

Test Name	Result	Unit	Bio. Ref. Interval	Method
GLUCOSE, FASTING , NAF PLASMA	92	mg/dL	70-100	HEXOKINASE

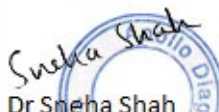
Comment:

As per American Diabetes Guidelines, 2023

Fasting Glucose Values in mg/dL	Interpretation
70-100 mg/dL	Normal
100-125 mg/dL	Prediabetes
≥126 mg/dL	Diabetes
<70 mg/dL	Hypoglycemia

Note:

- 1.The diagnosis of Diabetes requires a fasting plasma glucose of > or = 126 mg/dL and/or a random / 2 hr post glucose value of > or = 200 mg/dL on at least 2 occasions.
2. Very high glucose levels (>450 mg/dL in adults) may result in Diabetic Ketoacidosis & is considered critical.



Dr Sneha Shah  
MBBS, MD (Pathology)  
Consultant Pathologist

SIN No:PLF02202514

This test has been performed at Apollo Health and Lifestyle Ltd- Sadashiv Peth Pune, Diagnostics Lab



Patient Name : Mr.ASHISH KULKARNI	Collected : 20/Aug/2024 09:20AM
Age/Gender : 39 Y 6 M 17 D/M	Received : 20/Aug/2024 02:09PM
UHID/MR No : CPIM.0000083506	Reported : 20/Aug/2024 02:50PM
Visit ID : CPIMOPV165944	Status : Final Report
Ref Doctor : Dr.SELF	Sponsor Name : ARCOFEMI HEALTHCARE LIMITED
Emp/Auth/TPA ID : 22S31162	

DEPARTMENT OF CLINICAL PATHOLOGY

ARCOFEMI - MEDIWHEEL - FULL BODY ANNUAL PLUS MALE - 2D ECHO - PAN INDIA - FY2324

Test Name	Result	Unit	Bio. Ref. Interval	Method
<b>COMPLETE URINE EXAMINATION (CUE) , URINE</b>				
<b>PHYSICAL EXAMINATION</b>				
COLOUR	PALE YELLOW		PALE YELLOW	Scattering of light
TRANSPARENCY	CLEAR		CLEAR	Scattering of light
pH	5.0		5-7.5	Bromothymol Blue
SP. GRAVITY	1.009		1.002-1.030	Refractometric
<b>BIOCHEMICAL EXAMINATION</b>				
URINE PROTEIN	NEGATIVE		NEGATIVE	PROTEIN ERROR OF INDICATOR
GLUCOSE	NORMAL		NEGATIVE	GOD-POD
URINE BILIRUBIN	NEGATIVE		NEGATIVE	Diazonium Salt
URINE KETONES (RANDOM)	NEGATIVE		NEGATIVE	Sodium nitro prusside
UROBILINOGEN	NORMAL		NORMAL (0.1-1.8mg/dl)	Diazonium salt
NITRITE	NEGATIVE		NEGATIVE	Sulfanilic acid
LEUCOCYTE ESTERASE	NEGATIVE		NEGATIVE	Diazonium salt
<b>CENTRIFUGED SEDIMENT WET MOUNT AND MICROSCOPY</b>				
PUS CELLS	1 - 2	/hpf	0-5	Microscopy
EPITHELIAL CELLS	0 - 1	/hpf	< 10	Microscopy
RBC	0	/hpf	0-2	Microscopy
CASTS	NEGATIVE	/lpf	0-2 Hyaline Cast	Microscopy
CRYSTALS	NEGATIVE	/hpf	Occasional-Few	Microscopy

**Comment:**

All urine samples are checked for adequacy and suitability before examination. All abnormal chemical examination are rechecked and verified by manual methods.

Microscopy findings are reported as an average of 10 high power fields.



Dr Sneha Shah  
MBBS, MD (Pathology)  
Consultant Pathologist

SIN No:UR2405626

This test has been performed at Apollo Health and Lifestyle Ltd- Sadashiv Peth Pune, Diagnostics Lab



Patient Name	: Mr.ASHISH KULKARNI	Collected	: 20/Aug/2024 09:20AM
Age/Gender	: 39 Y 6 M 17 D/M	Received	: 20/Aug/2024 02:12PM
UHID/MR No	: CPIM.0000083506	Reported	: 20/Aug/2024 02:49PM
Visit ID	: CPIMOPV165944	Status	: Final Report
Ref Doctor	: Dr.SELF	Sponsor Name	: ARCOFEMI HEALTHCARE LIMITED
Emp/Auth/TPA ID	: 22S31162		

DEPARTMENT OF CLINICAL PATHOLOGY


ARCOFEMI - MEDIWHEEL - FULL BODY ANNUAL PLUS MALE - 2D ECHO - PAN INDIA - FY2324

Test Name	Result	Unit	Bio. Ref. Interval	Method
URINE GLUCOSE(FASTING)	NEGATIVE		NEGATIVE	Dipstick

\*\*\* End Of Report \*\*\*

Result/s to Follow:

RENAL PROFILE/KIDNEY FUNCTION TEST (RFT/KFT), LIVER FUNCTION TEST (LFT), GAMMA GLUTAMYL TRANSFERASE (GGT), HBA1C (GLYCATED HEMOGLOBIN), LIPID PROFILE, THYROID PROFILE TOTAL (T3, T4, TSH), GLUCOSE, POST PRANDIAL (PP), 2 HOURS (POST MEAL), GLUCOSE (POST PRANDIAL) - URINE

  
 Dr Sneha Shah  
 MBBS, MD (Pathology)  
 Consultant Pathologist

SIN No:UF012060

This test has been performed at Apollo Health and Lifestyle Ltd- Sadashiv Peth Pune, Diagnostics Lab



Patient Name : Mr.ASHISH KULKARNI  
Age/Gender : 39 Y 6 M 17 D/M  
UHID/MR No : CPIM.0000083506  
Visit ID : CPIMOPV165944  
Ref Doctor : Dr.SELF  
Emp/Auth/TPA ID : 22S31162

Collected : 20/Aug/2024 09:20AM  
Received : 20/Aug/2024 02:12PM  
Reported : 20/Aug/2024 02:49PM  
Status : Final Report  
Sponsor Name : ARCOFEMI HEALTHCARE LIMITED

#### TERMS AND CONDITIONS GOVERNING THIS REPORT

The reported results are for information and interpretation of the referring doctor or such other medical professionals, who understand reporting units, reference ranges and limitations of technologies.


Laboratories not be responsible for any interpretation whatsoever.

It is presumed that the tests performed are, on the specimen / sample being to the patient named or identified and the verifications of the particulars have been cleared out by the patient or his / her representative at the point of generation of said specimen.

The reported results are restricted to the given specimen only. Results may vary from lab to lab and from time to time for the same parameter for the same patient.

Assays are performed in accordance with standard procedures, The reported results are dependent on individual assay methods / equipment used and quality of specimen received.

This report is not valid for medico legal purposes.

  
Dr Sneha Shah  
MBBS, MD (Pathology)  
Consultant Pathologist

SIN No:UF012060

This test has been performed at Apollo Health and Lifestyle ltd- Sadashiv Peth Pune, Diagnostics Lab





**Patient Name** : Mr. ASHISH KULKARNI

**Age/Gender** : 39 Y/M

**UHID/MR No.** : CPIM.0000083506

**OP Visit No** : CPIMOPV165944

**Sample Collected on** :

**Reported on** : 20-08-2024 11:32

**LRN#** : RAD2405045

**Specimen** :

**Ref Doctor** : SELF

**Emp/Auth/TPA ID** : 22S31162

## DEPARTMENT OF RADIOLOGY

### ULTRASOUND - WHOLE ABDOMEN

**Liver** appears normal in size(15.5 cms.) and **bright** echotexture. No focal lesion is seen. PV and CBD normal. No dilatation of the intrahepatic biliary radicals.

**Gall bladder** is well distended. No evidence of calculus. Wall thickness appears normal. No evidence of periGB collection. No evidence of focal lesion is seen.

**Spleen** appears normal. No focal lesion seen. Splenic vein appears normal.

**Pancreas** appears normal in echopattern. No focal/mass lesion/calcification. No evidence of peripancreatic free fluid or collection. Pancreatic duct appears normal.

**Both the kidneys** appear normal in size, shape and echopattern. Cortical thickness and CM differentiation are maintained. No calculus / hydronephrosis seen on either side.


**Urinary Bladder** is well distended and appears normal. No evidence of any wall thickening or abnormality. No evidence of any intrinsic or extrinsic bladder abnormality detected.

**Prostate** is normal in size and echo texture.No evidence of necrosis/calcification seen.

#### **IMPRESSION:-**

**GRADE II FATTY LIVER**

(The sonography findings should always be considered in correlation with the clinical and other investigation finding where applicable.) It is only a professional opinion, Not valid for medico legal purpose.



**Dr. KUNDAN MEHTA**  
**MBBS, DMRE (RADIOLOGY)**  
Radiology

Name: Mr. ASHISH KULKARNI  
Age/Gender: 39 Y/M  
Address: COGNIZENT  
Location: PUNE, MAHARASHTRA  
Doctor:  
Department: GENERAL  
Rate Plan: PIMPRI\_20052024  
Sponsor: ARCOFEMI HEALTHCARE LIMITED  
Consulting Doctor: Dr. SAMRUDHI VILAS JADHAV

MR No: CPIM.0000083506  
Visit ID: CPIMOPV165944  
Visit Date: 20-08-2024 09:17  
Discharge Date:  
Referred By: SELF

**HT-CHIEF COMPLAINTS AND PRESENT KNOWN ILLNESS**

**SYSTEMIC REVIEW**

**HT-HISTORY**

**PHYSICAL EXAMINATION**

**SYSTEMIC EXAMINATION**

**IMPRESSION**

**RECOMMENDATION**

**Doctor's Signature**

Name: Mr. ASHISH KULKARNI  
Age/Gender: 39 Y/M  
Address: COGNIZENT  
Location: PUNE, MAHARASHTRA  
Doctor:  
Department: GENERAL  
Rate Plan: PIMPRI\_20052024  
Sponsor: ARCOFEMI HEALTHCARE LIMITED  
Consulting Doctor: Dr. PRADNYA AJAYKUMAR VASUDEV

MR No: CPIM.0000083506  
Visit ID: CPIMOPV165944  
Visit Date: 20-08-2024 09:17  
Discharge Date:  
Referred By: SELF

**HT-CHIEF COMPLAINTS AND PRESENT KNOWN ILLNESS**

**SYSTEMIC REVIEW**

**HT-HISTORY**

**PHYSICAL EXAMINATION**

**SYSTEMIC EXAMINATION**

**IMPRESSION**

**RECOMMENDATION**

**Doctor's Signature**

Name: Mr. ASHISH KULKARNI  
Age/Gender: 39 Y/M  
Address: COGNIZENT  
Location: PUNE, MAHARASHTRA  
Doctor:  
Department: GENERAL  
Rate Plan: PIMPRI\_20052024  
Sponsor: ARCOFEMI HEALTHCARE LIMITED  
Consulting Doctor: Dr. SAMRUDHI VILAS JADHAV

MR No: CPIM.0000083506  
Visit ID: CPIMOPV165944  
Visit Date: 20-08-2024 09:17  
Discharge Date:  
Referred By: SELF

**HT-CHIEF COMPLAINTS AND PRESENT KNOWN ILLNESS**

**SYSTEMIC REVIEW**

**HT-HISTORY**

**PHYSICAL EXAMINATION**

**SYSTEMIC EXAMINATION**

**IMPRESSION**

**RECOMMENDATION**

**Doctor's Signature**



Name: Mr. ASHISH KULKARNI  
Age/Gender: 39 Y/M  
Address: COGNIZENT  
Location: PUNE, MAHARASHTRA  
Doctor:  
Department: GENERAL  
Rate Plan: PIMPRI\_20052024  
Sponsor: ARCOFEMI HEALTHCARE LIMITED  
Consulting Doctor: Miss. SNEHA NAIR

MR No: CPIM.0000083506  
Visit ID: CPIMOPV165944  
Visit Date: 20-08-2024 09:17  
Discharge Date:  
Referred By: SELF

**Doctor's Signature**

Established Patient: No

**Vitals**

Date	Pulse (Beats/min)	B.P (mmHg)	Resp (Rate/min)	Temp (F)	Height (cms)	Weight (Kgs)	Body Fat Percentage (%)	Visceral Fat Level (%)	Body Age (Years)	BMI	Waist Circum (cms)	Hip (cms)	Waist (cms)	Waist & Hip Ratio	User
20-08-2024 14:14	84 Beats/min	110/80 mmHg	20 Rate/min	97 F	168 cms	85 Kgs	%	%	Years	30.12	cms	cms	cms		AHLL03446

Established Patient: No

**Vitals**

Date	Pulse (Beats/min)	B.P (mmHg)	Resp (Rate/min)	Temp (F)	Height (cms)	Weight (Kgs)	Body Fat Percentage (%)	Visceral Fat Level (%)	Body Age (Years)	BMI	Waist Circum (cms)	Hip (cms)	Waist (cms)	Waist & Hip Ratio	User
20-08-2024 14:14	84 Beats/min	110/80 mmHg	20 Rate/min	97 F	168 cms	85 Kgs	%	%	Years	30.12	cms	cms	cms		AHLL03446

Established Patient: No

**Vitals**

Date	Pulse (Beats/min)	B.P (mmHg)	Resp (Rate/min)	Temp (F)	Height (cms)	Weight (Kgs)	Body Fat Percentage (%)	Visceral Fat Level (%)	Body Age (Years)	BMI	Waist Circum (cms)	Hip (cms)	Waist (cms)	Waist & Hip Ratio	User
20-08-2024 14:14	84 Beats/min	110/80 mmHg	20 Rate/min	97 F	168 cms	85 Kgs	%	%	Years	30.12	cms	cms	cms		AHLL03446



Established Patient: No

**Vitals**

Date	Pulse (Beats/min)	B.P (mmHg)	Resp (Rate/min)	Temp (F)	Height (cms)	Weight (Kgs)	Body Fat Percentage (%)	Visceral Fat Level (%)	Body Age (Years)	BMI	Waist Circum (cms)	Hip (cms)	Waist (cms)	Waist & Hip Ratio	User
20-08-2024 14:14	84 Beats/min	110/80 mmHg	20 Rate/min	97 F	168 cms	85 Kgs	%	%	Years	30.12	cms	cms	cms		AHLL03446

Patient Name : Mr. ASHISH KULKARNI  
UHID : CPIM.0000083506  
Conducted By: :  
Referred By : SELF

Age : 39 Y/M  
OP Visit No : CPIMOPV165944  
Conducted Date :

Patient Name : Mr. ASHISH KULKARNI  
UHID : CPIM.0000083506  
Conducted By :  
Referred By : SELF

Age : 39 Y/M  
OP Visit No : CPIMOPV165944  
Conducted Date :

---