



बैंक ऑफ बड़ोदा Bank of Baroda



To,

The Coordinator,
MediWheel (M/s. Arcofemi Healthcare Pvt. Ltd.)

Dear Sir / Madam,

Sub: Annual Health Checkup for the employees of Bank of Baroda

This is to inform you that the following spouse of our employee wishes to avail the facility of Cashless Annual Health Checkup provided by you in terms of our agreement.

PARTICULARS OF HEALTH CHECK UP BENEFICIARY	
NAME	MANJU RANI
DATE OF BIRTH	12-12-1994
PROPOSED DATE OF HEALTH CHECKUP FOR EMPLOYEE SPOUSE	27-07-2024
BOOKING REFERENCE NO.	24S158845100108992S
SPOUSE DETAILS	
EMPLOYEE NAME	MR. KUMAR SANJEEV
EMPLOYEE EC NO.	158845
EMPLOYEE DESIGNATION	SPECIAL CUSTOMER SERVICE ASSOCIATE
EMPLOYEE PLACE OF WORK	SHAHABAD, SHAHABAD MARKET
EMPLOYEE BIRTHDATE	25-01-1980

This letter of approval / recommendation is valid if submitted along with copy of the Bank of Baroda employee id card. This approval is valid from **24-07-2024** till **31-03-2025**. The list of medical tests to be conducted is provided in the annexure to this letter. Please note that the said health checkup is a **cashless facility** as per our tie up arrangement. We request you to attend to the health checkup requirement of our employee's spouse and accord your top priority and best resources in this regard. The EC Number and the booking reference number as given in the above table shall be mentioned in the invoice, invariably.

We solicit your co-operation in this regard.

Yours faithfully,

Sd/-

**Chief General Manager
HRM & Marketing Department
Bank of Baroda**

(Note: This is a computer generated letter. No Signature required. For any clarification, please contact MediWheel (M/s. Arcofemi Healthcare Pvt. Ltd.))



List of tests & consultations to be covered as part of Annual Health Check-up

S.No.	For Male	For Female
1	CBC	CBC
2	ESR	ESR
3	Blood Group & RH Factor	Blood Group & RH Factor
4	Blood and Urine Sugar Fasting	Blood and Urine Sugar Fasting
5	Blood and Urine Sugar PP	Blood and Urine Sugar PP
6	Stool Routine	Stool Routine
	Lipid Profile	Lipid Profile
7	Total Cholesterol	Total Cholesterol
8	HDL	HDL
9	LDL	LDL
10	VLDL	VLDL
11	Triglycerides	Triglycerides
12	HDL/ LDL ratio	HDL/ LDL ratio
	Liver Profile	Liver Profile
13	AST	AST
14	ALT	ALT
15	GGT	GGT
16	Bilirubin (total, direct, indirect)	Bilirubin (total, direct, indirect)
17	ALP	ALP
18	Proteins (T, Albumin, Globulin)	Proteins (T, Albumin, Globulin)
	Kidney Profile	Kidney Profile
19	Serum Creatinine	Serum Creatinine
20	Blood Urea Nitrogen	Blood Urea Nitrogen
21	Uric Acid	Uric Acid
22	HBA1C	HBA1C
23	Routine Urine Analysis	Routine Urine Analysis
24	USG Whole Abdomen	USG Whole Abdomen
	General Tests	General Tests
25	X Ray Chest	X Ray Chest
26	ECG	ECG
27	2D/3D ECHO / TMT	2D/3D ECHO / TMT
28	Stress Test	Gynaec Consultation
29	PSA Male (above 40 years)	Pap Smear (above 30 years) & Mammography (above 40 years)
30	Thyroid Profile (T3, T4, TSH)	Thyroid Profile (T3, T4, TSH)
31	Dental Check-up Consultation	Dental Check-up Consultation
32	Physician Consultation	Physician Consultation
33	Eye Check-up Consultation	Eye Check-up Consultation
34	Skin/ENT Consultation	Skin/ENT Consultation





भारत सरकार
Government of India



Issue Date: 26/04/2013



मंजू रानी
Manju Rani
जन्म तिथि / DOB : 12/12/1994
महिला / Female



2059 9156 5525

मेरा आधार, मेरी पहचान




भारतीय विशिष्ट पहचान प्राधिकरण
Unique Identification Authority of India



पता: द्वारा: सजीव कुमार, हाउस नं. 39,
चंदरपुरी कॉलोनी, डी आर एम ऑफिस के पास,
अम्बाला कैंट, अम्बाला, अम्बाला, हरियाणा,
133004

Address: C/O: Sanjeev Kumar, House no.
39, chanderpuri Colony, Near D R M office,
Ambala cantt, Ambala, Ambala, Haryana,
133004

Print Date: 30/08/2014



2059 9156 5525



1947



help@uidai.gov.in



www.uidai.gov.in

Healing Touch Hospital



GST no. 06AAACB9439P1Z5

OP BILL - CUM - RECEIPT (Credit)

PAN No. AAACB9439P

MR No 45174	Bill NO 24649140
Patient Name MRS.MANJU RANI	Bill Dt & Time 10/08/2024 12.21 PM
Sex / Age Female / 29Y 8M 0D	Mobile No 8950851022
Relative W/O SANJEEV KUMAR	Type Corporate
Doctor Name Dr. Pratibha Punthir Gynaecologist	MEDI WHEEL

Code	Service Desc.	Performing Doctor	Emer.Rate	NetAmount
	BLOOD SUGAR FASTING AND PP		1 23.1	23.1
0	KFT(KIDNEY FUNCTION TEST)		1 136.3	136.3
0	LIPID PROFILE		1 136.3	136.3
0	HBA1C		1 90.1	90.1
	BLOOD SUGAR RANDOM		1 23.1	23.1
	BSPP (BLOOD SUGAR PP)		1 23.1	23.1
1513	LFT(LIVER FUNCTION TEST)		1 136.3	136.3
	ECHO		1 293.5	293.5
	ECG		1 46.2	46.2
	STOOL ROUTINE EXAMINATION		1 23.1	23.1
	URINE ROUTINE MICROSCOPY		1 23.1	23.1
	COMPLETE HAEMOGRAM (CBC)		1 90.1	90.1
0	OPD Consultation	Dr. Pratibha Punthir	1 0.0	0
	THYROID PROFILE		1 136.3	136.3
	PAP SMEAR		1 249.6	249.6
1418	BLOOD GROUP and RH TYPE		1 37.0	37
0	USG WHOLE ABDOMEN		1 265.7	265.7
	X RAY CHEST AP		1 67.0	67

Payment Details :

Pay Mode	Amount	Card No / Cheque
null	null	

Total Bill Amount :	1800.00
Discount Amount :	0.00
Total Net Amount :	1800.00
Advance Adj. :	0.00
Paid Amount :	0.00
Balance :	1800.00

Received with thanks from Mrs.MANJU RANI. A sum of Rs. 0.0 /- Only
Amount in Words : Rupees only

Created By Diksha-4039

Printed By PREETI



45174

Create Date & Time 10/08/2024 12.21 PM
Print Date & Time 12/08/2024 10.08 AM



Healing Touch Hospital



Prescription

UHID NO : 45174	Date & Time : 10/08/2024 9.15 AM
Name : Mrs. MANJU RANI	Sex : Female
Doctor Name : Dr. PRATIBHA PUNDIR	Age : 29 Years 8 Months
Address : HO NO 39, CHANDERPURI, NEAR D R M OFFICE AMBALA CANTT, Shah Pur, Ambala, Ambala, Haryana	Mobile No : 8950851022
Panel : BANK OF BARODA MEDI WHEEL	Bill No : 24648985
REVISIT / D.O.D :	Height/Weight : 62 kg.

Vital Signs.

B.P (MmHg)	Pulse (/min)	Respiration Rate (/min)	Temperature (F)	SpO2 (%)	Pain Score	RBS (if Required)	GCS Score (if Required)	Heart Rate
110/70	92/mt	24	ah	97+				

Chief Complaints:

Investigation

H/O Presents illness:

90 pain in \textcircled{L} Back
 \textcircled{R} side of chest

Past History:

\textcircled{L} B₁₂ → 0⁺ 2 yrs. HIV ~~Chikpan~~
 - Vit D₃ levels

Drug Allergies (If Any):

amp - 9/7/2014

- Vit B₁₂ levels

Treatment Advice:

Prescribe - regular

- S. Ca⁺⁺

Pant med (skm - nlls) 1/4 cdf

- thyroid profile

Family n - nlls

\textcircled{L} P - 2 E - a - a -

Advised follow-up visit on:

Consultant Name:

Signature: *CVS / NAD*



T. Ca

T. Ca 500mg one a day
—o— x 1 month

*
Inventi
T. Sachet vit D₃ 60,000 IU
One in a wk x 6 wks
i anal/rect.

Tap linen one a day x 1 month.
—o—

Tab neurokin forte 100 x 1 month
—o—

Casalis epimura
Shivela

Dr. i reg. m. b.

~~Dr. Parthaa Punthir~~
MBBS (D) TEL AVIV COLLEGE OF MEDICINE LONDON
CONTRAST ENDOSCOPY AND GYN COLOGIST
GYNAE ENDOSCOPIC SURGEON
RMC Regn. No. 8254

Healing Touch Hospital



Date: 10/08/24

PATIENT NAME: MANJU RANI AGE/SEX 29y/F UHID NO. 45174

PANEL MED WHEEL REVISIT/D.O.D _____ CONSULTANT NAME: DR. SHWETA VOHRA

CONTACT NO. 8950851022 HEIGHT/WEIGHT: 62kg. BILL NO. _____

Vital Signs.

B.P (MmHg)	Pulse(/min)	Respiration Rate (/min)	Temperature (F)	SpO2 (%)	Pain Score
110/70	92/mt	20d	98	97%	

RBS (If Required)	GCS Score (If Required)	Heart Rate

Chief Complaints:

H/O Presents illness:

Past History:

Drug Allergies (If Any):

Treatment Advice:

*noncardiac chest pain
Angina ⊖
Palpitations ⊖
Dyspnea ⊖*

Investigation

*ZD echo ⊕
CXR ⊕
USG ⊕*

no further cardiac evaluation required

Advised follow-up visit on:

Consultant Name:

Signature:

Date & Time:

Sultanpur Chowk, Nr. Dhulkot Barrier, Ambala Chandigarh Expy, Ambala, Haryana 134003 Ph. : 7432000000, 9712500000 Toll Free : 18001801234

Dr. SHWETA VOHRA
 2009-Baker Reg. (USA)
 MD DM FAC...
 Interventional...
 Ex Asst. Prof...
 Ex SP KGM...
 Reg. No. HNI...
 Pain Rating Scale
 0 No Hurt
 4 More
 6 Hurt
 8 Hurts Whole Lot
 10 Hurts Worst

Patient Name : Mrs. MANJU RANI
 Age / Gender : 29 / Female
 Referred By : Dr. PRATIBHA PUNDIR
 Req.No : 2483568
 Patient Type : OPD

UHID : 45174
 IPNO :
 Requisition Date & Time : 10/08/2024 12:21 PM
 Sample Coll. Date & Time : 2024-08-10 12:35 pm
 Reporting Date & Time : 10/08/2024 1:01 PM

HAEMATOLOGY

COMPLETE HAEMOGRAM (CBC ESR)

Specimen Type : Whole Blood (EDTA)

TEST NAME	RESULT	UNITS	BIOLOGICAL REF. INTERVAL	METHOD
Haemoglobin	13.4	g/dl	12.0 - 15.0	Colorimetric Method
Total Leucocyte Count	5600	cells/cu.mm	4000 - 10000	Flow Cytometry
DIFFERENTIAL COUNT				
Neutrophils.	64	%	40.0 - 80.0	Flow Cytometry
Lymphocytes.	29	%	20.0 - 40.0	Flow Cytometry
Monocytes	05	%	2.0 - 10.0	Flow Cytometry
Eosinophils.	02	%	1.0 - 6.0	Flow Cytometry
Basophils	00	%	0.0 - 2.0	Flow Cytometry
Platelet Count	244	1000/cumm	150 - 410	Electrical Impedance
RED BLOOD CELL COUNT	4.52	millions/cum m	3.8 - 4.8	Electrical Impedance
PACKED CELL VOLUME	40.0	%	36 - 46	Calculated
MEAN CORPUSCULAR VOLUME	88.5	fL	83 - 101	Measured
MEAN CORPUSCULAR HAEMOGLOBIN	29.6	pg	27 - 32	Calculated
MEAN CORPUSCULAR Hb CONC	33.5	g/dl	31.5 - 34.5	Calculated
E.S.R.	72mm	mm at the end of 1st hr	0 - 15	Westergren

**** End of Report ****

Please Correlate With Clinical Findings

Lab Technician *Seemily*
 Dr. SEEMILY KAHMEI
 MD (Pathology)

Dr ANU SHARAN
 MBBS, MD (Pathology)
 CONSULTANT PATHOLOGY
 Dr. ANU SHARAN
 MD (Pathology)
 Page 1 of 1

(This is only professional Opinion and not the diagnosis, Please correlate clinically)

Healing Touch

Super Speciality Hospital



Patient Name : Mrs. MANJU RANI
 Age / Gender : 29 / Female
 Referred By : Dr. PRATIBHA PUNDIR
 Req.No : 2483524
 Patient Type : OPD

UHID : 45174
 IPNO :
 Requisitions : 10/08/2024
 Reported on : 10/08/2024

SEROLOGY

BLOOD GROUP and RH TYPE

Specimen Type TEST NAME	WHOLE BLOOD	BIOLOGICAL		METHOD
	RESULT	UNITS	REFERENCE INTERVAL	
Blood Group	" A " RH POSITIVE			Hemagglutination

**** End of Report ****

Please Correlate With Clinical Findings

Lab Technician

Dr. SEEMILY KAHMEI
 MD (Pathology)

Dr. ANU SHARAN
 MBE
 MD (Pathology)
 CONSULTANT PATHOLOGY

Page 1 of 1

Regd No.: PMC 11550

(This is only professional Opinion and not the diagnosis, Please correlate clinically)

Sultanpur Chowk, Nr. Dhulkot Barrier, Ambala Chandigarh Expy, Ambala, Haryana 134003 Ph. : 74320 00000, 74969 79727
 Ph.: 171 - 2500000, 74320 00000, 74969 79727 Toll free No.: 1800 180 1234 E-mail : healingtouchhospital2012@gmail.com,

the health care providers the health care providers

Healing Touch

Super Speciality Hospital



Patient Name : Mrs. MANJU RANI
 Age / Gender : 29 / Female
 Referred By : Dr. PRATIBHA PUNDIR
 Req.No : 2483568
 Patient Type : OPD

UHID : 45174
 IPNO :
 Requisition Date & Time : 10/08/2024 12.21 PM
 Sample COH. Date & Time : 2024-08-10 12:35 pm
 Reporting Date & Time : 10/08/2024 1.03 PM

BIOCHEMISTRY

LFT(LIVER FUNCTION TEST)


Specimen Type : Serum

TEST NAME	RESULT	UNITS	BIOLOGICAL REF. INTERVAL	METHOD
TOTAL BILIRUBIN	0.47	mg/dL	0.1 - 1.2	Diazotized Sulphanilic Acid
DIRECT BILIRUBIN	0.18	mg/dL	0.00 - 0.20	Diazotized Sulphanilic Acid
INDIRECT BILIRUBIN	0.29	mg/dL	0.0 - 0.9	Calculated
SGOT (AST)	21.0	U/L	0 - 45	IFCC WPP AMP
SGPT (ALT)	24.5	U/L	5 - 45	IFCC WPP AMP
Alkaline Phosphatase	76.8	IU/L	50 - 136	Modified IFCC
Total Protein	7.23	g/dl	6.4-8.2	Biuret Endpoint
Albumin - Serum	4.14	g/DL	3.2 - 5.0	Photometric Column test
Globulin	3.09	gms%	2.3 - 4.5	BCG Dye Calculated

*Results of these tests should always be interpreted in conjunction with patients medical history, clinical presentation and other findings.

**** End of Report ****

Please Correlate With Clinical Findings

Lab Technician 
 Dr. SEEMILY KAHMEI
 MD (Pathology)

Dr. ANU SHARAN
 M.D. (Pathology)
 CONSULTANT PATHOLOGY
 Regd No. PMC 11550
 Dr. ANU SHARAN
 MD (Pathology)
 Page 1 of 1

(This is only professional Opinion and not the diagnosis, Please correlate clinically)

Sultanpur Chowk, Nr. Dhulkot Barrier, Ambala Chandigarh Expy, Ambala, Haryana 134003 Ph. : 74320 00000, 74969 79727
 Ph.: 171 - 2500000, 74320 00000, 74969 79727 Toll free No.: 1800 180 1234 E-mail : healingtouchhospital2012@gmail.com,

the health care providers the health care providers

Healing Touch

Super Speciality Hospital



Patient Name : Mrs. MANJU RANI
 Age / Gender : 29 / Female
 Referred By : Dr. PRATIBHA PUNDIR
 Req.No : 2483568
 Patient Type : OPD

UHID : 45174
 IPNO :
 Requisition Date & Time : 10/08/2024 12:21 PM
 Sample COLL. Date & Time : 2024-08-10 12:35 pm
 Reporting Date & Time : 10/08/2024 1:03 PM

BIOCHEMISTRY

KFT(KIDNEY FUNCTION TEST)/RFT/Renal Profile


Specimen Type : Serum

TEST NAME	RESULT	UNITS	BIOLOGICAL REF. INTERVAL	METHOD
<u>Urea Creatinine</u>				
Serum Urea	24.0	mg/dl	13 - 45	UreaseGLDH
Serum Creatinine	0.99	mg/dL,	0.6 - 1.2	Modified JAFFEs
Serum Uric Acid	2.8	mg/dl	2.6 - 6.0	Uricase Trinder, End Point (Toos)
Serum Sodium	142.2	meq/l	135 - 155	ISE Indirect
Serum Potassium	5.55	meq/l	3.5 - 5.6	ISE Indirect

*Results of these tests should always be interpreted in conjunction with patients medical history, clinical presentation and other findings.

**** End of Report ****

Please Correlate With Clinical Findings

Lab Technician  Dr. SEEMILY KAHMEI
 MD (Pathology)

Dr ANU SHARAN
 MSBS, MD (Pathology)
 CONSULTANT PATHOLOGY
 Dr. ANU SHARAN
 MD (Pathology)
 Page 1 of 1

(This is only professional Opinion and not the diagnosis, Please correlate clinically)

Sultanpur Chowk, Nr. Dhulkot Barrier, Ambala Chandigarh Expy, Ambala, Haryana 134003 Ph. : 74320 00000, 74969 79727
 Ph.: 171 - 2500000, 74320 00000, 74969 79727 Toll free No.: 1800 180 1234 E-mail : healingtouchhospital2012@gmail.com,

the health care providers the health care providers

Patient Name : Mrs. MANJU RANI
 Age / Gender : 29 / Female
 Referred By : Dr. PRATIBHA PUNDIR
 Req.No : 2483568
 Patient Type : OPD

UHID : 45174
 IPNO :
 Requisition Date & Time : 10/08/2024 12.21 PM
 Sample COLL. Date & Time : 2024-08-10 12:35 pm
 Reporting Date & Time : 10/08/2024 1.02 PM

BIOCHEMISTRY

LIPID PROFILE

Specimen Type : Serum

TEST NAME

RESULT

UNITS

BIOLOGICAL

REF. INTERVAL METHOD

LIPID PROFILE

SERUM CHOLESTROL

169.8

mg/dl

0 - 200

Cholestrol

Serum Triglycerides

282.7

mg/dl

Up to 150

Oxidase -

HDL Cholesterol

29.3

mg/dl

0 - >60

Peroxidase

LDL Cholesterol

83.9

mg/dl

0 - >100

GPO -Trinder

VLDL Cholesterol

56.5

mg/dL

0 - <30

Oxidase -

Recommended cut points for lipid profile
 Category : Acceptable : Borderline : High
 Cholestrol : <200 : 200-239 : >=240
 Triglycerdes : <150 : 150-199 : 200-499
 LDL cholestrol:<100 : 100-129 : 160-189

Peroxidase

Calculated

Calculated

**** End of Report ****

Please Correlate With Clinical Findings

Lab Technician

Dr. SEEMILY KAHMEI
 MD (Pathology)

Dr. ANU SHARAN
 M.B.B.S, MD (Pathology)
 CONSULTANT PATHOLOGY
 Regd No. 1111111111111111
 Page 1 of 1

(This is only professional Opinion and not the diagnosis, Please correlate clinically)

Sultanpur Chowk, Nr. Dhulkot Barrier, Ambala Chandigarh Expy, Ambala, Haryana 134003 Ph. : 74320 00000, 74969 79727
 Ph.: 171 - 2500000, 74320 00000, 74969 79727 Toll free No.: 1800 180 1234 E-mail : healingtouchhospital2012@gmail.com,



Patient Name : Mrs. MANJU RANI
Age / Gender : 29 / Female
Referred By : Dr. PRATIBHA PUNDIR
Req.No : 2483568
Patient Type : OPD

UHID : 45174
IPNO :
Requisition Date & Time : 10/08/2024 12.21 PM
Sample COLL. Date & Time : 2024-08-10 12:35 pm
Reporting Date & Time : 10/08/2024 1.07 PM

BIOCHEMISTRY

BLOOD SUGAR FASTING AND PP

Specimen Type : Serum

TEST NAME	RESULT	UNITS	BIOLOGICAL REF. INTERVAL	METHOD
FASTING PP				
Plasma glucose (Fasting)	93.1	mg/dl	70 - 110	GOD-POD Hexokinase

**** End of Report ****

Please Correlate With Clinical Findings

Lab Technician **Dr. SEEMILY KAHMEI**
 MD (Pathology)

Dr. ANU SHARAN
 M.B.B.S. MD (Pathology)
 CONSULTANT IN PATHOLOGY
 Page 1 of 1

(This is only professional Opinion and not the diagnosis, Please correlate clinically)

Healing Touch

Super Speciality Hospital



Patient Name : Mrs. MANJU RANI
Age / Gender : 29 / Female
Referred By : Dr. PRATIBHA PUNDIR
Req.No : 2483568
Patient Type : OPD

UHID : 45174
IPNO :
Requisition Date & Time : 10/08/2024 12.21 PM
Sample COLL. Date & Time : 2024-08-10 12:35 pm
Reporting Date & Time : 10/08/2024 3.07 PM

BIOCHEMISTRY

HBA1C

Specimen Type : WHOLE BLOOD

TEST NAME	RESULT	UNITS	BIOLOGICAL	
			REF. INTERVAL	METHOD
Glycosylated Haemoglobin (HbA1c)	5.6	%	4.0 - 6.0	HPLC
Estimated Average Glucose (eAG)	114.02	mg/dL		Calculated

Interpretation for HbA1c% as per American Diabetes Association (ADA)
 Non diabetic adults: <5.7
 At risk (Prediabetes): 5.7-6.4
 Diagnosing Diabetes: >=6.5
 Therapeutic goals for glycemic control: Age > 19 years, Goal of therapy: <7.0
 Age <19 years, Goal of therapy: <7.5

-** End of Report ******

Please Correlate With Clinical Findings

Lab Technician **Dr. SEEMILY KAHMEI**
 MD (Pathology)

Dr. ANU SHARAN
 MD (Pathology)
 Page 1 of 1

(This is only professional Opinion and not the diagnosis, Please correlate clinically)

Sultanpur Chowk, Nr. Dhulkot Barrier, Ambala Chandigarh Expy, Ambala, Haryana 134003 Ph. : 74320 00000, 74969 79727
 Ph.: 171 - 2500000, 74320 00000, 74969 79727 Toll free No.: 1800 180 1234 E-mail : healingtouchhospital2012@gmail.com,

the health care providers the health care providers

Patient Name : Mrs. MANJU RANI
Age / Gender : 29 / Female
Referred By : Dr. PRATIBHA PUNDIR
Req.No : 2483568
Patient Type : OPD

UHID : 45174
IPNO :
Requisition Date & Time : 10/08/2024 12.21 PM
Sample COLL. Date & Time : 2024-08-10 12:35 pm
Reporting Date & Time : 10/08/2024 3.08 PM

IMMUNOLOGY

THYROID PROFILE

Specimen Type : Serum

TEST NAME	RESULT	UNITS	BIOLOGICAL REF. INTERVAL	METHOD
Tri-iodothyronine (T3)	1.94	ng/mL	0.69 - 2.15	CLIA
Thyroxine (T4)	90.4	ng/mL	52 - 127	CLIA
Thyroid Stimulating Hormone (TSH)	1.15	µIU/mL	0.3 - 4.5	CLIA

Interpretation:-

Primary malfunction of the thyroid gland may result in excessive (hyper) or below normal (hypo) release of T3 or T4. In addition as TSH directly affects thyroid function, malfunction of the pituitary or the hypo - thalamus influences the thyroid gland activity. Disease in any portion of the thyroid-pituitary-hypothalamus system may influence the levels of T3 and T4 in the blood. In primary hypothyroidism, TSH levels are significantly elevated, while in secondary and tertiary hypothyroidism, TSH levels may be low. Certain conditions like pregnancy, excess estrogen's, androgen's, antibiotic steroids and glucocorticoids may cause false thyroid values.

Reference ranges of T3 in pregnancy

1st Trimester = 1.20-3.39 ng/mL
 2ed Trimester = 1.36-3.18 ng/mL
 3rd Trimester = 1.22-2.60 ng/mL

Reference ranges of T4 in pregnancy

1st Trimester = 73.0-204.0 ng/mL
 2ed Trimester = 77.1-139.0 ng/mL
 3rd Trimester = 61.2-118.0 ng/mL

Reference ranges of TSH in pregnancy

1st Trimester = 0.25-4.33 uIU/mL
 2ed Trimester = 0.43-6.61 uIU/mL
 3rd Trimester = 0.38-6.22 uIU/mL

Note:- TSH levels are subject to circadian variation peaking early morning and a low level in the evening. The time of the day has influence on the measured serum TSH concentrations. Alteration in concentration of thyroid hormone binding protein can profoundly affect total T3 and/or T4 levels especially in pregnancy and in patients on steroid therapy.

****** End of Report ******

Please Correlate With Clinical Findings

Lab Technician **Dr. SEEMILY KAHMEI**
 MD (Pathology)

Dr. ANU SHARAN
 MBBS, MD (Pathology)
 CONSULTANT PATHOLOGY
 Reg. No. - PMC 11550
Dr. ANU SHARAN
 MD (Pathology)

Page 1 of 1

(This is only professional Opinion and not the diagnosis, Please correlate clinically)

Sultanpur Chowk, Nr. Dhulkot Barrier, Ambala Chandigarh Expy, Ambala, Haryana 134003 Ph. : 74320 00000, 74969 79727
 Ph.: 171 - 2500000, 74320 00000, 74969 79727 Toll free No.: 1800 180 1234 E-mail : healingtouchhospital2012@gmail.com,



Patient Name : Mrs. MANJU RANI
 Age / Gender : 29 / Female
 Referred By : Dr. PRATIBHA PUNDIR
 Req.No : 2483568
 Patient Type : OPD

UHID : 45174
 IPNO :
 Requisition Date & Time : 10/08/2024 12.21 PM
 Sample COLL. Date & Time : 2024-08-10 12:35 pm
 Reporting Date & Time : 10/08/2024 1.46 PM

CLINICAL PATHOLOGY


URINE ROUTINE MICROSCOPY

Specimen Type : Urine

TEST NAME	RESULT	UNITS	BIOLOGICAL REF. INTERVAL	METHOD
PHYSICAL EXAMINATION				
Sample Volume	20	ml		
colour	Pale Yellow		Pale Yellow	
Appearance	Clear		Clear	
Specific gravity.	1.025		1.000 - 1.030	Ion Exchange
pH -Urine	6.0			Double Indicator
Blood	Negative		Negative	
Albumin.	NIL		Absent	Acid/Base Exchange
Glucose	NIL		Absent	Oxidase/Peroxidase
Urine Ketone	Negative		NIL	Legals Test
Urobilinogen	NIL		NIL	Ehrlich Reaction
Leucocyte	Negative		Negative	Granulocyte Esterases

-**** End of Report ****-

Please Correlate With Clinical Findings

Lab Technician  Dr. SEEMILY KAHMEI
 MD (Pathology)

Dr. ANU SHARAN
 MBBS, MD (Pathology)
 CONSULTANT PATHOLOGY
 MD (Pathology)
 Page 1 of 1

(This is only professional Opinion and not the diagnosis, Please correlate clinically)

Healing Touch Super Speciality Hospital



Patient Name : Mrs. MANJURANI
 Age / Gender : 29 / Female
 Referred By : Dr. PRATIBHA PUNDIR
 Req.No : 2483568
 Patient Type : OPD

UHID : 45174
 IPNO :
 Requisition Date & Time : 10/08/2024 12:21 PM
 Sample COLL. Date & Time : 2024-08-10 12:35 pm
 Reporting Date & Time : 10/08/2024 1:46 PM


CLINICAL PATHOLOGY

MICROSCOPIC EXAMINATION

PUS CELLS - URINE	2-3	/HPF	0 - 5	
Red blood cells	Nil	/hpf	NIL	
Epithelial Cells - Urine	1-2	/HPF	0 - 5	
Casts	NIL		NIL	Microscopic
Crystals.	NIL		NIL	Microscopic
Micro-organisms	NIL		NIL	Microscopic
Albumin:				
1+(30mg/dl)				
2+(100mg/dl)				
3+(300mg/dl)				
4+(>2000mg/dl)				
Glucose:				
1+(100mg/dl)				
2+(250mg/dl)				
3+(500mg/dl)				
4+(1000mg/dl)				
KETONE				
TRACE (0.5mmol/l)				
1+1.5 (1.5mmol/l)				
2+ 4.0 (1.5mmol/l)				
3+ (8.0mmol/l)				

-**** End of Report ****-

Please Correlate With Clinical Findings

Lab Technician  Dr. SEEMILY KAHMEI
 MD (Pathology)

Dr ANU SHARAN
 MBBS, MD (Pathology)
 CONSULTANT PATHOLOGY
 Dr ANU SHARAN
 MD (Pathology)

Page 2 of 2

(This is only professional Opinion and not the diagnosis, Please correlate clinically)

Sultanpur Chowk, Nr. Dhulkot Barrier, Ambala Chandigarh Expy, Ambala, Haryana 134003 Ph. : 74320 00000, 74969 79727
 Ph.: 171 - 2500000, 74320 00000, 74969 79727 Toll free No.: 1800 180 1234 E-mail : healingtouchhospital2012@gmail.com,

the health care providers the health care providers

Healing Touch

Super Speciality Hospital



Patient Name : Mrs. MANJU RANI
Age / Gender : 29 / Female
Referred By : Dr. PRATIBHA PUNDIR
Req.No : 2483673
Patient Type : OPD

UHID : 45174
IPNO :
Requisition Date & Time : 10/08/2024 12.21 PM
Sample Coll. Date & Time : 2024-08-10 12:35 pm
Reporting Date & Time : 10/08/2024 4.11 PM

BIOCHEMISTRY


BLOOD SUGAR RANDOM

Specimen Type : Serum

TEST NAME	RESULT	UNITS	BIOLOGICAL REF. INTERVAL	METHOD
Glucose Random	92.0	mg/dL	70 - 150	GOD-POD Hexokinase

**** End of Report ****

Please Correlate With Clinical Findings

Lab Technician 
Dr. SEEMILY KAHMEI
 MD (Pathology)

Dr ANU SHARAN
 MBBS, MD (Pathology)
 CONSULTANT PATHOLOGY
 Reg. No. GMC-11550
Dr. ANU SHARAN
 MD (Pathology)

Page 1 of 1

(This is only professional Opinion and not the diagnosis, Please correlate clinically)

Sultanpur Chowk, Nr. Dhulkot Barrier, Ambala Chandigarh Expy, Ambala, Haryana 134003 Ph. : 74320 00000, 74969 79727
 Ph.: 171 - 2500000, 74320 00000, 74969 79727 Toll free No.: 1800 180 1234 E-mail : healingtouchhospital2012@gmail.com,

the health care providers the health care providers

Healing Touch Hospital



NAME : MRS. MANJU RANI AGE / SEX : 29 YRS / F
REF. BY : DR. PRATIBHA PUNDIR REG. DATE : 10/08/2024
UHID : 45174/OPD

USG WHOLE ABDOMEN

LIVER:

Normal in size and shows raised echogenicity with normal outline. No focal lesion is seen. Intrahepatic biliary radicals are normal. Portal vein is normal.

GALL BLADDER:

is partially distended. Wall thickness is normal. No mass/calculus seen in its lumen. Proximal CBD is normal in caliber, distal is obscured by bowel gases.

PANCREAS:

Head and body appear normal. Tail is obscured by bowel gases.

SPLEEN:

Normal in size and echotexture. No focal lesion is seen.

KIDNEYS:

Both kidneys are normal in size, shape and echotexture. No mass lesion is seen. Cortical thickness and corticomedullary differentiations are maintained on both sides. No hydronephrosis/calculus is seen.


URINARY BLADDER:

is partially distended. Visualized lumen is clear. Visualized uterus and adnexa appears normal. Minimal free fluid is seen in pelvis.

IMPRESSION:

- *Grade I fatty liver.*

Please correlate clinically & with other investigations.


DR. PRATIBHA BHATIA
MBBS, MD, PDCC
CONSULTANT RADIOLOGIST
REGD NO. HN 27011

THIS REPORT IS NOT VALID FOR MEDICOLEGAL PURPOSES
Thanks for the Referral, With Regards





COLOR DOPPLER ECHO CARDIOGRAPHY REPORT

NAME: MRS. MANJU RANI	AGE: 29Y/F	MR. NO. 45174
REFD. BY: DR. PRATIBHA		DATED: 10/08/2024

**On 2D examination
MITRAL VALVE**

AML- Thin, no anterior mitral leaflet Flutter, There is no prolapse of AML
PML – Thin, no prolapse moves posteriorly during Diastole
No Mitral Annular Calcification,
No Subvalvular Pathology.

TRICUSPID VALVE

Thin. Opening well, no prolapse

AORTIC VALVE

Normal, Opening well
Morphology - Tricuspid

PULMONARY VALVE

Thin. Opens well. Pulmonary Artery not dilated.

LEFT VENTRICLE

**There is no left ventricular hypertrophy.
There is no regional wall motion abnormality.**

LEFT ATRIUM

Normal in size

RIGHT ATRIUM

Normal in size

RIGHT VENTRICLE

Normal in size

PERICARDIUM

Normal

MEASUREMENTS

(NORMAL VALUES)

M-MODE

Inter Vent. Septum Thickness (D)	08mm	[0.6 – 1.2cm]
INTER VENT. SEPTUM THICKNESS (S)	12mm	[0.9 – 1.8cm]
Left Ventricular ED Dimension	43mm	[3.7 – 5.6cm]
Left Ventricular ES Dimension	29mm	[2.2 – 4.0cm]
LV Posterior Wall Thickness (D)	08mm	[0.6 – 1.2cm]
LV Posterior Wall Thickness (S)	12mm	[0.9 – 1.8cm]
Aortic Root Diameter	22mm	[2.0 – 3.7cm]
Left Atrial Diameter	25mm	[1.9 – 4.0cm]
Ejection Fraction	60%	[54 – 76%]
Visual LVEF	60%	

Healing Touch Hospital



ON INTERROGATING WITH PULSE & CONTINUOUS WAVE DOPPLER IT WAS FOUND THAT THERE IS

MITRAL DIASTOLIC FLOW: E Vel. 0.95 m/sec , A Vel. 0.58 m/sec	
E>A	
Aortic Forward Velocity:	1.18m/sec
Pulmonary Forward velocity :	0.75m/sec

NO MITRAL REGURGITATION.
NO AORTIC REGURGITATION.
TRACE TRICUSPID REGURGITATION.
NO PULMONARY REGURGITATION PRESENT

ON COLOR FLOW IMAGING THERE WAS →

NO MITRAL REGURGITATION.
NO AORTIC REGURGITATION.
TRACE TRICUSPID REGURGITATION.
NO PULMONARY REGURGITATION PRESENT

COMMENTS

No clot seen.
No vegetation on any valve.
No intra cardiac mass.
IAS IVS intact
NO Pericardial Effusion

FINAL IMPRESSION: -

- NO LVH.
- NO RWMA.
- NORMAL LV SYSTOLIC FUNCTION.
- EJECTION FRACTION =60%.
- NO AORTIC REGURGITATION
- NO MITRAL REGURGITATION
- TRACE TRICUSPID REGURGITATION.
- NORMAL LV DIASTOLIC FUNCTION .

DR. DINESH JOSHI
MD PHYSICIAN, PG DCC
NON-INVASIVE CARDIOLOGIST
Ex Max Hospital Mohali
Ex Paras Hospital Panchkula

DR. SHAWETA VOHRA
MD DM FACC FAPSC FSCAI(USA)
Interventional Cardiologist
Ex Asst Professor PGIMS
Ex SR KGMU Lucknow

REGD NO-013983

REGD NO-18541

Sultanpur Chowk, Bypass Barrier, Ambala Chandigarh Expy, Ambala, Haryana 134003 Ph: 7432000000, 9712500000 Toll Free : 18001801234

