


Reg. No : CIMS/A/2022/379485	VisitNo : HC/120822/9 [HCV]
Patient Name : MR. ROHAN A HINGLOKWALA	Age(Y-M-D)/Sex : 30 Y 11 M 0 D. / Male
Referring Doctor : Dr. CIMS DOCTOR	Doctor : Bed :
Ward/Room :	
ORD/120822/745 Lab No : 2022122177 LSN : 908358 (Whole Blood)	Sample Quality : Normal
Collection Time : 12/08/2022 11:23:28 Arrival : 12/08/2022 11:30:29	Validation Time : 12/08/2022 12:20:53PM

	Result	Unit	Reference Range
CBC With ESR			
TOTAL COUNT			
Hemoglobin <i>(SLS Hemoglobin Detection method)</i>	14.6	g/dl	13.5 - 18.0 g/dl
Total RBC Count <i>(Hydro Dynamic Focusing Method)</i>	4.83	milli/Cmm	4.7 - 6.0 milli/Cmm
HCT <i>(Hydro Dynamic Focusing Method)</i>	42.2	%	42 - 52 %
Total WBC Count <i>(Flow Cytometry)</i>	6010	/Cmm	4000 - 10500 /Cmm
Platelet Count <i>(Hydro Dynamic Focusing Method)</i>	323000	/Cmm	150000 - 450000 /Cmm
DIFFERENTIAL COUNT (by Flow Cytometry)			
Polymorphs	47	%	40 - 70 %
Lymphocytes	42	%	22 - 45 %
Eosinophils	04	%	01 - 04 %
Monocytes	07	%	01 - 06 %
Basophils	00	%	00 - 01 %
Immature Granulocytes	00	%	0 - 2 %
Smear Study	RBCs are Normochromic & Normocytic. Platelets are adequate in number. Malarial Parasites are not seen. No Premature cells are seen.		
BLOOD INDICES (by Calculated Method)			
M.C.V	87.4	fl	78 - 100 fl
M.C.H	30.2	pg	27 - 31 pg
M.C.H.C.	34.6	gm/dl	32 - 36 gm/dl
RDW-CV	11.3	%	11.5 - 14.0 %
ESR (Red Cell Aggregation)			
After One Hour	07	mm	0 - 10 mm
Blood Group Rh			
ABO	"O"		

Dr. Manisha Shah
MD (Path & Bact)
Consultant Pathologist
Reg. No. : G-15496

Dr. Jitendra Nayak
MD (Path)
Consultant Pathologist
Reg. No. : G-14786


Dr. Kazumi Gondalia
M.D. (Path)
Consultant Pathologist
Reg. No. : G-21729





Reg. No : CIMS/A/2022/379485	VisitNo : HC/120822/9 [HCV]
Patient Name : MR. ROHAN A HINGLOKWALA	Age(Y-M-D)/Sex : 30 Y 11 M 0 D. / Male
Referring Doctor : Dr. CIMS DOCTOR	Doctor : Bed :
Ward/Room :	

ORD/120822/745 Lab No : 2022122177 LSN : 908358 (Whole Blood) Sample Quality : Normal
 Collection Time : 12/08/2022 11:23:28 Arrival : 12/08/2022 11:30:29 Validation Time : 12/08/2022 12:20:54PM

Rh	POSITIVE		
HbA1c (Glycosylated Haemoglobin)			
TEST			
HbA1c (Glyco Hb) (Immuno Turbidimetric)	5.19	%	4.8-5.9% Normal 5.9-7.0% Good diabetic control 7.0-10.0% Fair diabetic control >10.0% Poor diabetic control
Mean Plasma Glucose	107.3	mg/dL	80 - 140 mg/dL
*** END OF REPORT ***			

FOR PATHOLOGY REPORT

Dr. Kazumi Gondalia
 M.D. (Path)
 Consultant Pathologist
 Reg. No. : G-21729

Dr. Manisha Shah
 MD (Path & Bact)
 Consultant Pathologist
 Reg. No. : G-15496

Dr. Jitendra Nayak
 MD (Path)
 Consultant Pathologist
 Reg. No. : G-14786




Reg. No : CIMS/A/2022/379485	VisitNo : HC/120822/9 [HCV]
Patient Name : MR. ROHAN A HINGLOKWALA	Age(Y-M-D)/Sex : 30 Y 11 M 0 D. / Male
Referring Doctor : Dr. CIMS DOCTOR	Doctor : :
Ward/Room : :	Bed : :
ORD/120822/745 Lab No : 2022122179 LSN : 908358 (SERUM)	Sample Quality : Normal
Collection Time : 12/08/2022 11:23:28 Arrival : 12/08/2022 11:30:29	Validation Time : 12/08/2022 12:50:57PM


Liver Function Test			
	Result	Unit	Reference Range
Alkaline Phosphatase <i>(PNPP, AMP Buffer Method, Colorimetric)</i>	65.6	U/L	40 - 129 U/L
Billirubin			
Total Billirubin <i>(Diazospecial Iazonium Iron with Blank)</i>	0.71	mg/dL	0.0 - 1.0 mg/dL
Direct Billirubin <i>(Diazo, (Evelyn Malloy) with Blank)</i>	0.23	mg/dL	0.0 - 0.2 mg/dL
Indirect Billirubin <i>(Calculated from Total and Direct Billirubin)</i>	0.48	mg/dL	0.0 - 0.8 mg/dL
SGPT (ALT) <i>(IFCC without pyridoxal phosphate)</i>	26	U/L	0 - 41 U/L
SGOT (AST) <i>(IFCC without pyridoxal 5 phosphate)</i>	23	U/L	0 - 40 U/L
Total Protein			
Total Proteins <i>(Biuret Method)</i>	8.01	gm/dl	6.4 - 8.3 gm/dl
Albumin <i>(Bromocresol Green Colorimetric)</i>	4.65	gm/dl	3.97 - 4.95 gm/dl
Globulin	3.36	gm/dl	2.2 - 3.5 gm/dl
A/G Ratio	1.38		0.9 - 2.1

FOR PATHOLOGY REPORT

Dr. Manisha Shah
MD (Path & Bact)
Consultant Pathologist
Reg. No. : G-15496

Dr. Jitendra Nayak
MD (Path)
Consultant Pathologist
Reg. No. : G-14786


Dr. Kazumi Gondalia
M.D. (Path)
Consultant Pathologist
Reg. No. : G-21729




Reg. No : CIMS/A/2022/379485	Visit No : HC/120822/9 [HCV]
Patient Name : MR. ROHAN A HINGLOKWALA	Age(Y-M-D)/Sex : 30 Y 11 M 0 D. / Male
Referring Doctor : Dr. CIMS DOCTOR	Doctor : Bed :
Ward/Room :	
ORD/120822/745 Lab No : 2022122179 LSN : 908358 (SERUM)	Sample Quality : Normal
Collection Time : 12/08/2022 11:23:28 Arrival : 12/08/2022 11:30:29	Validation Time : 12/08/2022 12:50:56PM

	Result	Unit	Reference Range
Creatinine <i>(Buffered Jaffe Reaction Kinetic Compensated)</i>	0.81	mg/dL	0.7 - 1.2 mg/dL
Estimated GFR	-	mL/min/1.73m ²	59 - 137 mL/min/1.73m ²
Fasting Glucose <i>(Hexokinase)</i>	94.6	mg/dL	70 - 100 mg/dL
Thyroid Function Test			
TOTAL T3 (T3) * <i>(Electrochemiluminescence Assay)</i>	0.86	ng/ml	0.846 - 2.02 ng/ml
TOTAL T4 (T4) * <i>(Electrochemiluminescence Assay)</i>	7.0	µgm/dl	5.13 - 14.06 µgm/dl
TSH <i>(Electrochemiluminescence Assay)</i>	1.14	µIU/ml	0.27- 4.20 µIU/ml
Total Protein			
Total Proteins <i>(Biuret Method)</i>	8.01	gm/dl	6.4 - 8.3 gm/dl
Albumin <i>(Bromocresol Green Colorimetric)</i>	4.65	gm/dl	3.97 - 4.95 gm/dl
Globulin	3.36	gm/dl	2.2 - 3.5 gm/dl
A/G Ratio	1.38		0.9 - 2.1
Uric Acid <i>(Uricase Colorimetric Enzymatic)</i>	7.53	mg/dL	3.4 - 7.0 mg/dL

*** END OF REPORT ***

Dr. Manisha Shah
MD (Path & Bact)
Consultant Pathologist
Reg. No. : G-15496

Dr. Jitendra Nayak
MD (Path)
Consultant Pathologist
Reg. No. : G-14786


Dr. Kazumi Gondalia
M.D. (Path)
Consultant Pathologist
Reg. No. : G-21729






Reg. No : CIMS/A/2022/379485	VisitNo : : HC/120822/9 [HCV]
Patient Name : MR. ROHAN A HINGLOKWALA	Age(Y-M-D)/Sex : 30 Y 11 M 0 D. / Male
Referring Doctor : Dr. CIMS DOCTOR	Doctor : :
Ward/Room : :	Bed : :
ORD/120822/745 Lab No : 2022122182 LSN :908358 (SERUM)	Sample Quality : Normal
Collection Time :12/08/2022 11:23:28 Arrival : 12/08/2022 11:30:29	Validation Time : 12/08/2022 1:23:13PM

	<u>Result</u>	<u>Unit</u>	<u>Reference Range</u>
BUN * (Ureas with UV)	7.3	mg/dL	6 - 20 mg/dL
*** END OF REPORT ***			

FOR PATHOLOGY REPORT

Dr. Manisha Shah
MD (Path & Bact)
Consultant Pathologist
Reg. No. : G-15496

Dr. Jitendra Nayak
MD (Path)
Consultant Pathologist
Reg. No. : G-14786


Dr. Kazumi Gondalia
M.D. (Path)
Consultant Pathologist
Reg. No. : G-21729





Reg. No : CIMS/A/2022/379485	VisitNo : HC/120822/9 [HCV]
Patient Name : MR. ROHAN A HINGLOKWALA	Age(Y-M-D)/Sex : 30 Y 11 M 0 D. / Male
Referring Doctor : Dr. CIMS DOCTOR	Doctor :
Ward/Room :	Bed :


ORD/120822/745 Lab No : 2022122256 LSN : 908358 (Urine) Sample Quality : Normal
 Collection Time : 12/08/2022 13:12:48 Arrival : 12/08/2022 13:12:48 Validation Time : 12/08/2022 2:21:43PM

	<u>Result</u>	<u>Unit</u>	<u>Reference Range</u>
Urine R & M			
PHYSICAL EXAMINATION			
Quantity	20 cc		
Colour	Pale Yellow		
Transperancy	Clear		
Reaction	7.0		
(QDS-10 Strip)			
Sp. Gravity	1.005		1.005 - 1.035 .
(QDS-10 Strip)			
CHEMICAL EXAMINATION			
U. Albumin	Nil		
(QDS-10 Strip/Manual)			
U. Glucose	Nil		
(QDS-10 Strip/Manual)			
U. Acetone	Absent		
(QDS-10 Strip/Manual)			
BS/BP	Absent		
(QDS-10 Strip/Manual)			
MICROSCOPIC EXAMINATION			
Pus Cell	Occasional	/H.P.F.	/H.P.F.
Red Blood Cell	Nil	/H.P.F.	/H.P.F.
Epithelial Cell	1-2	/H.P.F.	/H.P.F.
Cast	Not Seen		
Crystals	Not Seen		
Amorphous	Absent		
Monilia	Absent		
*** END OF REPORT ***			

FOR PAPER COPY ONLY

Dr. Manisha Shah
MD (Path & Bact)
Consultant Pathologist
Reg. No. : G-15496

Dr. Jitendra Nayak
MD (Path)
Consultant Pathologist
Reg. No. : G-14786


Dr. Kazumi Gondalia
M.D. (Path)
Consultant Pathologist
Reg. No. : G-21729





Reg. No : CIMS/A/2022/379485	VisitNo : : HC/120822/9 [HCV]
Patient Name : MR. ROHAN A HINGLOKWALA	Age(Y-M-D)/Sex : 30 Y 11 M 0 D. / Male
Referring Doctor : Dr. CIMS DOCTOR	Doctor : :
Ward/Room : :	Bed : :

ORD/120822/745 Lab No : 2022122365 LSN : 908358 (SERUM) Sample Quality : Normal
 Collection Time : 12/08/2022 15:59:26 Arrival : 12/08/2022 16:09:26 Validation Time : 12/08/2022 5:19:58PM

	<u>Result</u>	<u>Unit</u>	<u>Reference Range</u>
P.P. Glucose (Hexokinase)	103.1	mg/dL	70 - 140 mg/dL
P.P. Urine Glucose	Nil		
*** END OF REPORT ***			

FOR PATHOLOGY REPORT

Dr. Manisha Shah
MD (Path & Bact)
Consultant Pathologist
Reg. No. : G-15496

Dr. Jitendra Nayak
MD (Path)
Consultant Pathologist
Reg. No. : G-14786

Dr. Kazumi Gondalia
M.D. (Path)
Consultant Pathologist
Reg. No. : G-21729



NABL (USA)

NABH

MC-3049

ECG

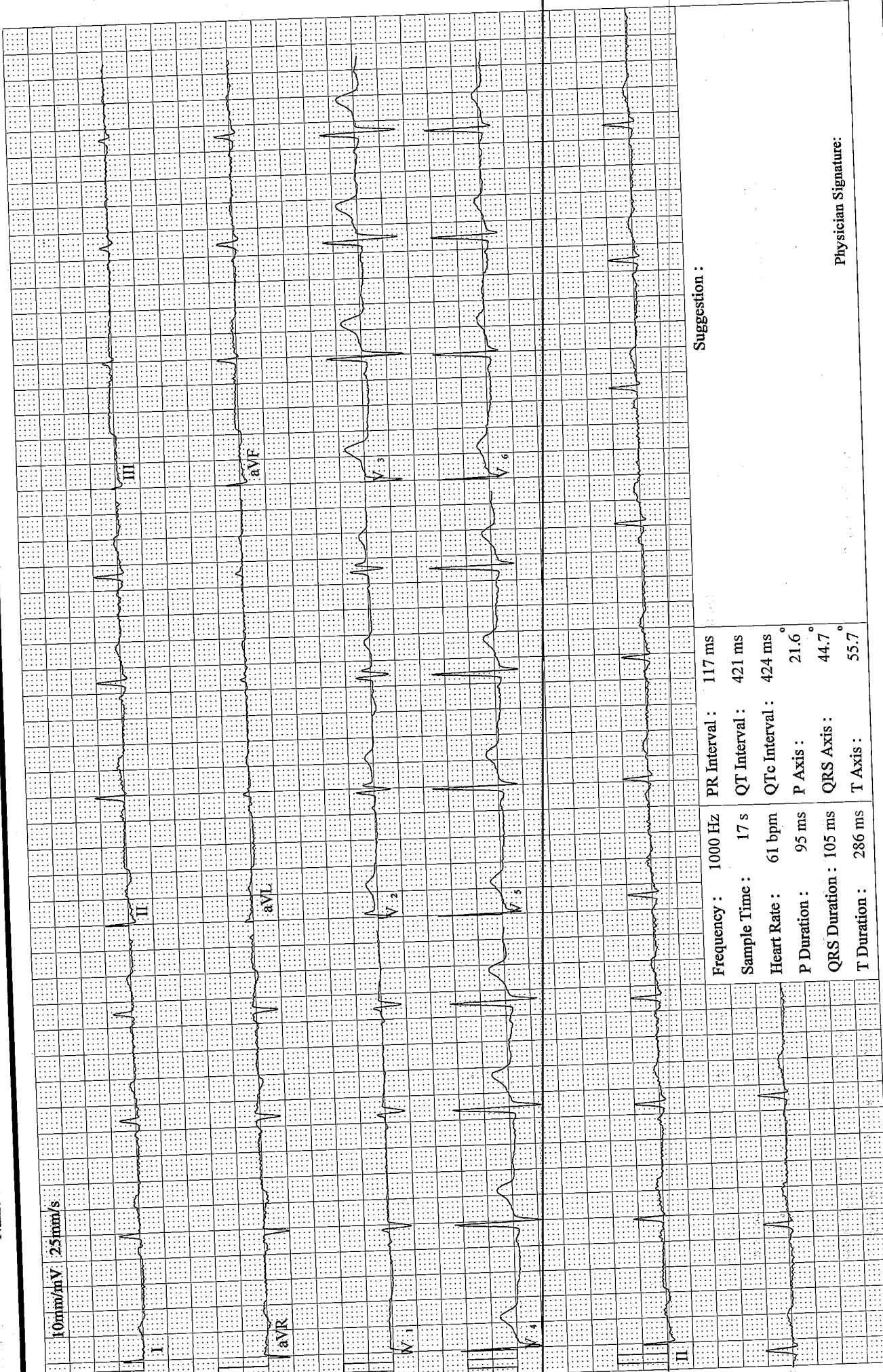
CIMS Hospital

Name : ROHAN HINGLOKWARLA

Age :

Sex :

Date : 8-12-2022



10mm/mV 25mm/s

Suggestion :

Frequency :	1000 Hz	PR Interval :	117 ms
Sample Time :	17 s	QT Interval :	421 ms
Heart Rate :	61 bpm	QTc Interval :	424 ms
P Duration :	95 ms	P Axis :	21.6°
QRS Duration :	105 ms	QRS Axis :	44.7°
T Duration :	286 ms	T Axis :	55.7°

Physician Signature:

