

Download Date: 15/10/2021




भारतीय विशिष्ट पहचान प्राधिकरण

Unique Identification Authority of India



સરનામું:  
૧૪૫ ઠાકોર દ્વાર સોસાયટી, પુણાગામ, સુરત,  
ગુજરાત - ૩૯૫૦૧૦

**Address:**  
145 THAKOR DWAR SOCIETY, PUNAGAM,  
Chorasi, Surat,  
Gujarat - 395010



2184 9179 6458



1947



help@uidai.gov.in



www.uidai.gov.in

ECG

TMT

2D-ECHO

Consultant Check

diology Check Up

Requested

Medical & Drug History:

Sample / Ra

ian

# REVIVAL DIAGNOSTICS



## HEALTH CHECK-UP SUMMARY

Name: Sarvan Sasapara

Date: 09/07/2022

Email ID:

Sex: M Age: 23 Years Contact No: 8866438560 Remarks:

### i> BMI

Height (in Cm): <u>170</u>	Weight (in Kg): <u>48</u>	BMI: <u>16.6</u>	Under-weight	<input checked="" type="checkbox"/>
			Normal	<input type="checkbox"/>
			Over-weight	<input type="checkbox"/>

### ii> Blood Pressure & Pulse

112/74 mmHg  
84/min.

If high or low, whether the person is on medication: YES /  NO

### iii> Blood Tests & Lung Function Remarks

RS  
LVS  
CNS }  NO

If abnormal, whether the person is on medication: YES /  NO

### iv> Eye Test Remarks

Eye Sight:  L 6/6  R 6/6  
Color Vision:  A

### v> Heart Disease

Whether any specific heart ailment detected (ECG findings):  
normal

### vi> Any other problems needing attention / Overall Assessment:

N

**Revival Diagnostic**  
401, Aqua Corridor,  
B/s. Star Bazar, Surat-395009.  
Mo. 91062-28601

Signature of the Doctor

Chirag Patel  
**Dr. Chirag Patel**  
M.B.B.S. G-49432

Laboratory Test Result are Subject to technical limitation and should be clinically correlate for final diagnosis



NAME: Sarvam Sasapana SEX: M  
BIRTHDATE: 13/07/1998 AGE: 23

## DEPARTMENT OF OPHTHALMOLOGY

### EYE TEST:

#### 1. VISION:

RIGHT EYE - 6/6 } normal with specs.  
LEFT EYE - 6/6 }

#### 2. COLOR VISION:

RIGHT EYE - (2)  
LEFT EYE - (2)

#### 3. FUNDUS:

RIGHT EYE - (2)  
LEFT EYE - (2)

### REMARKS:

**Revival Diagnostic**

401, Aqua Corridor,  
B/s. Star Bazar, Surat-395009.  
Mo. 91062-28601

Ophthalmologist/Optometrlist

Laboratory Test Result are Subject to technical limitation and should be clinically correlate for final diagnosis

4th Floor, Aqua Corridor, Hazira Road, Adajan Paal, Surat-395009.

☎ 0261 2747788

✉ revivaldiagnostics.surat@gmail.com

🌐 www.revivaldiagnostics.com

This medical report is not intended for medico-legal purposes.



Name : SAVAN V SASAPARA  
Age/Sex : 23 Yrs. Male  
UHID : 19756  
Ref. By Dr. : MEDI WHEEL  
Catagory : CTR

Date : 09-Jul-2022 9:15 am  
Receipt No : 3477  
Lab ID : 15584

Collection Date & Time : 09-Jul-2022 9:15 am

## CBC HAEMOGRAM

PARAMETER	RESULT	UNITS	Biological Reference Range
Hemoglobin	: 16.5	gm/dL	13.5-18.0
RBC Count	: 5.38	m/c.mm.	4.5-6.5
WBC Count	: 5940	c. mm.	4,000 - 10,000
Platelet Count	: 2.10	c. mm.	1.5 Lac - 5.0 Lac
<b>Blood Indices</b>			
Hematocrit (PCV)	: 48.5	%	39-54 %
MCV	: 90.1	fl	75-96
MCH	: 30.7	pg	27-32
MCHC	: 34.0	g/dL	30-36
RDW	: 13.0	%	11- 16
ESR (WINTORBE)	: 04	mm./hr.	0-20
<b>DIFF WBC Count</b>			
Neutrophils	: 61	%	40-75
Lymphocytes	: 34	%	20-50
Eosinophils	: 03	%	1-6
Monocytes	: 02	%	2-10
Basophils	: 00	%	0-5
Band Form	: 00	%	0-5
<b>Smear Study</b>			
Platelets in Smear	: Adequate		
Malarial Parasites	: Malarial Parasites Not Detected		
Blood Group	: "O"		
RH Factor	: Positive		

**Revival Diagnostic**  
401, Aqua Corridor,  
B/s. Star Bazar, Surat-395009  
Mo. 91062-28601

Lab Technician/Technologist

  
Dr. Mihir Icecreamwala  
M.B.B.S.,M.D. Pathologist

Operator Name: Zarna Gandhi Reporting Print Date & Time: 09-Jul-2022  
Lab Report: This result is subject to technical limitation and should be clinically correlate for final diagnosis

4th Floor, Aqua Corridor, Hazira Road, Adajan Paal, Surat-395009.

0261 2747788

revivaldiagnostics.surat@gmail.com

www.revivaldiagnostics.com

This medical report is not intended for medico-legal purposes.



Name : SAVAN V SASAPARA  
Age/Sex : 23 Yrs./Male  
UHID : 19756  
Ref. By Dr. : MEDI WHEEL


Date : 9-Jul-2022 9:15 am  
Rec. No : 3477  
Lab ID : 15584  
Category : CTR

Collection Date & Time : 09-Jul-2022 9:15 am

## BIOCHEMISTRY

TEST	RESULTS	Unit	BIOLOGICAL REFERENCE RANGE
<b>GGT</b> <i>IFCC, Without Pyridoxal Phosphate</i>	: 18	U/L	5 - 50 U/L
<b>SGOT</b> <i>IFCC, Without Pyridoxal Phosphate</i>	: 20	U/L	0 - 50 U/L
<b>SGPT</b> <i>IFCC, Without Pyridoxal Phosphate</i>	: 09	U/L	0 - 50 U/L
<b>Alkaline Phosphatase</b> <i>ALP-AMP</i>	: 82	IU/l	38 - 126 IU/l
<b>Total Bilirubin</b> <i>DIAZO METHOD</i>	: 0.5	mg/dl	0.2 - 1.2 mg/dl
<b>Direct Bilirubin</b> <i>DIAZO METHOD</i>	: 0.1	mg/dl	0.1 - 0.4 mg/dl
<b>Indirect Bilirubin</b> <i>CALCULATED</i>	: 0.4	mg/dl	0.1 - 0.8 mg/dl
<b>Blood Urea Nitrogen ( BUN )</b> <i>GLDH-UREASE METHOD</i>	: 12	mg/dl	9 - 20 mg/dl
<b>Creatinine</b> <i>(METHOD : ENZYMATIC)</i>	: 0.8	mg/dl	0.5 - 1.5 mg/dl
<b>Uric Acid</b> <i>URICASE-POD</i>	: 5.0	mg/dl	4 - 8.5 mg/dl
<b>Blood Sugar - F</b>	: 100	mg/dL	70 - 110 mg/dL
<b>Urine Sugar - F</b>	: Absent		
<b>Urine Ketone - F</b>	: Absent		
<b>Blood Sugar- PP</b>	: 113	mg/dL	80 - 140 mg/dL
<b>Urine Sugar - PP</b>	: Absent		
<b>Urine Ketone - PP</b>	: Absent		
<b>Total Protein</b> <i>Biuret</i>	: 6.9	gm/dl	6.3 - 8.2 gm/dl
<b>S.Albumin</b>	: 4.5	gm/dl	3.7 - 5.3 gm/dl

**Revival Diagnostics**  
401, Aqua Corridor,  
B/s. Star Bazar, Surat-395009  
Mo. 91062-28601

  
Dr. Mihir Icecreamwala  
M.B.B.S., M.D. Pathologist

Reporting Date & Time : 09-Jul-2022 01:40:00PM

Test Performed On Fully Automated Clinical Chemistry Analyser EM-200

Laboratory Test Result are Subject to technical limitation and should be clinically correlate for final diagnosis

4th Floor, Aqua Corridor, Hazira Road, Adajan Paal, Surat-395009.

0261 2747788

revivaldiagnostics.surat@gmail.com

www.revivaldiagnostics.com

This medical report is not intended for medico-legal purposes.

# REVIVAL DIAGNOSTICS



BCG(Bromo Cresol Green)

<b>Globulin</b> CALCULATED	: 2.4	gm/dl	2.4 - 3.2 gm/dl
<b>A/G Ratio</b> CALCULATED	: 1.88	gm/dl	1 - 2.3 gm/dl



## Revival Diagnostic

401, Aqua Corridor,  
B/s. Star Bazar, Surat-395009  
Mo. 91062-28501

**Dr. Mihir Icecreamwala**  
M.B.B.S.,M.D. Pathologist

Reporting Date & Time : 09-Jul-2022 01:40:00PM

Test Performed On Fully Automated Clinical Chemistry Analyser EM-200

Laboratory Test Result are Subject to technical limitation and should be clinically correlate for final diagnosis

📍 4th Floor, Aqua Corridor, Hazira Road, Adajan Paal, Surat-395009.

☎ 0261 2747788

✉ revivaldiagnostics.surat@gmail.com

🌐 www.revivaldiagnostics.com

This medical report is not intended for medico-legal purposes.



Name : SAVAN V SASAPARA  
Age/Sex : 23 Yrs. Male  
UHID : 19756  
Ref. By Dr. : MEDI WHEEL  
Category : CTR

Date : 09-Jul-2022  
Receipt No : 3477  
Lab ID : 15584

Collection Date & Time : 09-Jul-2022 9:15 am

## REPORT OF SERUM LIPID PROFILE

Test	Result	Biological Reference Range	
<b>Serum Cholesterol</b> (Mehod : CHOD-POD)	182	Normal	: Less than 200 mg / dl
		Borderline	: 200 to 239 mg / dl
		Undesirable	: More than 240 mg / dl
<b>Serum Triglyceride</b> (Mehod : GPO-POD)	130	Normal	: Less than 150 mg / dl
		Borderline High	: 150 to 199 mg / dl
		High	: 200 - 499 mg / dl
		Very High	: More than 500 mg / dl
<b>Serum HDL - Cholesterol</b> (Mehod : PVS-PEGME Precipitation with CHOD-POD)	61	Desirable	: More than 55 mg / dl
		Borderline	: 35 to 55 mg / dl
		Undesirable	: Less than 35 mg / dl
<b>Serum LDL - Cholesterol</b> (Mehod : Calculated)	95	Optimal	: Less than 100 mg / dl
		Above Optimal	: 100 - 129 mg / dl
		Borderline High	: 130 to 159 mg / dl
		High	: 160 to 189 mg / dl
		Very High	: More than 190 mg / dl
<b>VLDL</b> (Mehod : Calculated)	26	Normal	: 5 to 30 mg / dl
<b>Chol. / HDL - Chol. Ratio</b>	3	Low Risk	: Less than 3.8
		Medium Risk	: 3.8 to 5.9
		High Risk	: More than 6
<b>LDL / HDL - Chol. Ratio</b>	1.56	Low Risk	: Less than 3.55
		Medium Risk	: 3.55 - 4
		High Risk	: More than 6

**Revival Diagnostic**

401, Aqua Corridor,  
B/s. Star Bazar, Surat-395009  
Mo. 91062-28501

Dr. Mihir Icecreamwala  
M.B.B.S..M.D. Pathologist

Operator Name: Zarna Gandhi

Reporting PrintDate & Time: 09-Jul-2022

Laboratory Test Result are Subject to technical limitation and should be clinically correlate for final diagnosis

4th Floor, Aqua Corridor, Hazira Road, Adajan Paal, Surat-395009.

0261 2747788

revivaldiagnostics.surat@gmail.com

www.revivaldiagnostics.com

This medical report is not intended for medico-legal purposes.



Name : SAVAN V SASAPARA  
Age/Sex : 23 Yrs. / Male  
UHID : 19756  
Catagory : CTR  
Ref. By Dr. : MEDI WHEEL

Date : 09-Jul-2022 9:15 am  
Receipt No : 3477  
Lab ID : 15584  
Collection Date & Time : 09-Jul-2022 9:15 am

## ROUTINE URINE EXAMINATION REPORT

### PHYSICAL EXAMINATION :

Quantity : 25 ml  
Colour : Pale Yellow  
Appearance : Clear  
Reaction : Acidic  
Specific Gravity : 1.020

### CHEMICAL EXAMINATION :


Proteins : Absent  
Sugar : Absent  
Acetone : Absent  
Bile Salts : Absent  
Bile Pigments : Absent  
Urobilinogen : Normal  
O.B.T. : Negative

### MICROSCOPIC EXAMINATION :

Pus Cells : 1-2/hpf.  
R. B. C. : Absent  
Epithelial Cells : 2-3/hpf.  
Bacteria : Absent  
Casts : Absent  
Crystals : Absent  
Yeast cell : Absent  
Mucus : Absent  
Other Findings : NIL

Lab Technician/Technologist

Revival Diagnostic  
401, Aqua Corridor,  
B/s. Star Bazar, Surat-395009  
Mo. 91062-28601

  
Dr. Mihir Icecreamwala  
M.B.B.S.,M.D. Pathologist

Laboratory Test Result are Subject to technical limitation and should be clinically correlate for final diagnosis

Operator Name: Zaira Gandhi Aqua Corridor, Hazira Road, Rajpur, Surat-395009 Reporting Print Date & Time: 09-Jul-2022 11:46:00AM

☎ 0261 2747788

✉ revivaldiagnostics.surat@gmail.com

🌐 www.revivaldiagnostics.com

This medical report is not intended for medico-legal purposes.





Name : SAVAN V SASAPARA

Date : 09-Jul-2022

Age/Sex : 23 Yrs. Male

Receipt No : 3477

UHID : 19756

Ref. By Dr. : MEDI WHEEL

Lab ID : 15584

Report By Dr. : Dr.

Catagory : CTR

Collection Date & Time : 09-Jul-2022 9:15 am

## REPORT OF GLYCOSYLATED HEMOGLOBIN [ HbA1C ]

Parameter	Result	Unit	Biological Reference Interval
Hemoglobin A1C(HbA1C)	5.3	%	HbA1C Degree of Glucose Control

< 5.6 % Non Diabetics  
5.7 - 6.4 % Prediabetics  
> = 6.5 % Diabetics

(REF : Wallace, 11th Edition)

### REMARKS:

6 - 7 % Excellent Control  
7 - 8 % Good Control  
8 -10 % Unsatisfactory Control  
> 10 % Poor Control


Method : High performance liquid chromatography (HPLC)

MEAN BLOOD GLUCOSE OVER THE PAST 60 DAYS FROM THE HbA1C RESULT : 000 mg/dl

Remarks : GHb test is useful for the long term control and monitoring of diabetes mellitus since it reflects the integration of blood glucose levels during past 4-8 weeks.

Lab Technician/Technologist

**Revival Diagnostic**  
401, Aqua Corridor,  
B/s. Star Bazar, Surat-395009  
Mo. 91062-28601

  
Dr. Mihir Icecreamwala  
M.B.B.S..M.D. Pathologist

Operator Name :Zarna Gandhi

Reporting Print Date & Time :09-Jul-2022

Laboratory Test Result are Subject to technical limitation and should be clinically correlate for final diagnosis

4th Floor, Aqua Corridor, Hazira Road, Adajan Paal, Surat-395009.

0261 2747788

revivaldiagnostics.surat@gmail.com

www.revivaldiagnostics.com

This medical report is not intended for medico-legal purposes.



Name : SAVAN V SASAPARA  
Age/Sex : 23 Yrs. Male  
UHID : 19756  
Ref. By Dr. : MEDI WHEEL  
Catagory : CTR

Date : 09-Jul-2022  
Receipt No : 3477  
Lab ID : 15584

Collection Date & Time : 09-Jul-2022 9:15 am

## REPORT OF TUMOR MARKERS

Test	Result	Biological Reference Range
PROSTATE SPECIFIC ANTIGEN (PSA)	0.20 ng/ml	[0.0 - 2.5 ng/ml] 40 - 49 Years [0.0 - 3.5 ng/ml] 50 - 59 Years [0.0 - 4.5 ng/ml] 60 - 69 Years [0.0 - 5.5 ng/ml] 70 - 79 Years



Dr. Mihir Icecreamwala  
M.B.B.S., M.D. Pathologist  
Operator Name: Zarna Gandhi

**Revival Diagnostic**  
401, Aqua Corridor,  
B/s. Star Bazar, Surat-395009  
Mo. 91062-28661

  
Lab Technician/Technologist

PrintDate & Time: 09-Jul-2022

**Method: - Test performed on Automated Chemiluminescence Assay [COBAS E411, ROCHE]**  
Corrobrative clinicopathologic correlation is essential for final diagnosis. Test reports are subjected to technical limitation and should be clinically co-related. Laboratory may be contacted if required.

Laboratory Test Result are Subject to technical limitation and should be clinically correlate for final diagnosis



Name : SAVAN V SASAPARA  
Age/Sex : 23 Yrs. Male  
UHID : 19756  
Ref. By Dr. : MEDI WHEEL  
Catagory : CTR

Date : 09-Jul-2022 9:15 am  
Receipt No : 3477

Lab ID : 15584


Collection Date & Time : 09-Jul-2022 9:15 am

## THYROID TEST

TEST	RESULT	Biological Reference Range
T3	0.96	0.87 - 1.78 ng/ml
T4	9.43	4.60 - 13.5 ug/dl
TSH	1.77	0.50 - 5.50 uIU/ml 5.5 to 15 uIU/ml - Suggested Clinical co-relation Or Repeat test with new sample as physiological factors can give falsely high TSH Above 15uIU/ml Hypopyhyroid  PREGNANT WOMEN normal ranges for TSH: 1st Trimester :0.0878 - 2.8293 uIU/ml 2nd Trimester :0.1998 - 2.7915 uIU/ml 3rd Trimester :0.307 - 2.9028 uIU/ml Ref:Tietz Fundamentals of Clinical Chemistry.

Lab Technician/Technologist

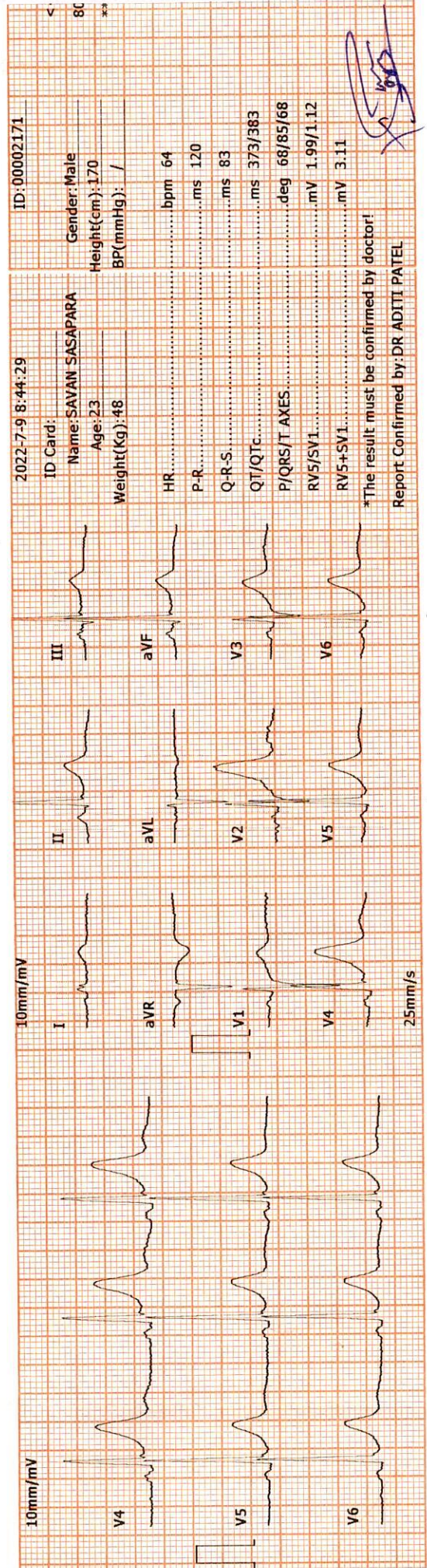
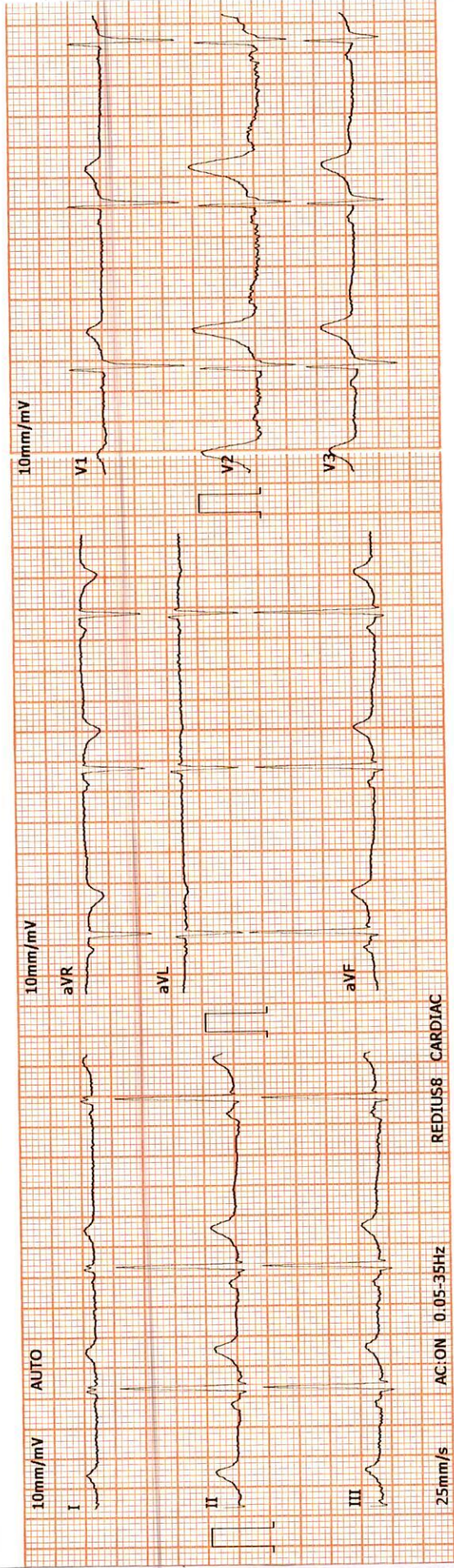
**Revival Diagnostics**  
401, Aqua Corridor,  
B/s. Star Bazar, Surat-395009  
Mo. 91062-28611

  
Dr. Mihir Icecreamwala  
M.B.B.S.,M.D. Pathologist

Operator Name : Zarna Gandhi

Reporting Print Date & Time : 09-Jul-2022

Laboratory Test Result are Subject to technical limitation and should be clinically correlate for final diagnosis



**Revival Diagnostic**  
 401, Aqua Corridor,  
 B/s. Star Bazar, Surat-395009.  
 Mo. 91062-28501

**DR. ADITI PATEL**  
 M.B.B.S., D. CARD (MUM)  
 CLINICAL CARDIOLOGIST  
 REG.NO.G-42901

# REVIVAL DIAGNOSTICS



Name : SAVAN V SASAPARA

Date : 09-Jul-2022

Age/Sex : 23 Yrs. Male

Rec No : 3477

UHID : 19756

Ref. By Dr : MEDI WHEEL

Lab ID : 15584

Catagory : CTR

Collection Date & Time : 09-Jul-2022 9:15 am

## ECG

Test	Observed Value	Biological Reference Interval
------	----------------	-------------------------------

ECG

1. The rhythm is sinus.
2. Heart rate is 64 beats per minute.
3. Normal P,QRS,T wave axis.
4. Normal PR,QRS,Q.T. Duration.
5. No pathological q wave or ST-T changes seen.
6. No evidence of chamber hypertrophy or enlargement seen.

IMPRESSION : ECG WITHIN NORMAL LIMITS

**DR. ADITI PATEL**  
M.B.B.S., D. CARD (MUM)  
CLINICAL CARDIOLOGIST  
REG.NO.G-42901

**Revival Diagnostic**  
401, Aqua Corridor,  
B/s. Star Bazar, Surat-395009.  
Mo. 91062-28601

Laboratory Test Result are Subject to technical limitation and should be clinically correlate for final diagnosis


4th Floor, Aqua Corridor, Hazira Road, Adajan Paal, Surat-395009.

☎ 0261 2747788

✉ revivaldiagnostics.surat@gmail.com

🌐 www.revivaldiagnostics.com

This medical report is not intended for medico-legal purposes.



Stage	StageTime (Min:Sec)	PhaseTime (Min:Sec)	Speed (kmph)	Grade (%)	METS	H.R. (bpm)	B.P. (mmHg)	R.P.P. x100	PVC	Comments
Supine					1.0	65	112/74	72	-	
Standing					1.0	83	112/74	92	-	
HV					1.0	67	112/74	75	-	
ExStart					1.0	73	112/74	81	-	
Stage 1	3:00	3:01	2.7	10.0	4.6	96	120/80	115	-	
Stage 2	3:00	6:01	4.0	12.0	7.0	118	140/80	165	-	
PeakEx	2:26	8:27	5.5	14.0	9.6	169	150/90	253	-	
Recovery	1:00		0.0	0.0	1.1	137	150/90	205	-	
Recovery	2:00		0.0	0.0	1.0	112	150/90	168	-	
Recovery	3:00		0.0	0.0	1.0	117	140/80	163	-	
Recovery	3:06		0.0	0.0	1.0	118	124/80	146	-	

Medication : Nil

History : Nil

Test End Reason : Test Complete

Findings :

The patient exercised according to BRUCE for 8:27, achieving a work level of Max METS:9.6. Resting heart rate initially 65 bpm, rose to a max. heart rate of 169 bpm which represents 86% of maximum age predicted heart rate. Resting blood pressure 112/74 mmhg, rose to a maximum blood Pressure of 150/90 mmhg. The exercise stress test was stopped due to Test Complete

Parameters :

- Exercise Time : 8:27 minutes
- Max HR attained : 169 bpm 86% of Max Predictable HR 197
- Max BP : 150/90(mmHg)
- WorkLoad attained : 9.6 (Good Effort Tolerance )
- NOsignificant ST segment changes noted during exercise or recovery.
- NOAngina/Arrhythmia/S3/murmur
- Final Impression : Test is negative for inducible ischaemia.

Advice/Comments:

**Revival Diagnostic**

401, Aqua Corridor,  
B/s. Star Bazar, Surat-395009.  
Mo. 91062-28601

**DR. ADITI PATEL**  
M.B.B.S., D. CARD (MUM)  
CLINICAL CARDIOLOGIST  
REG.NO.G-42901

**REDIUS DIAGNOSTICS**  
 4TH FLOOR, AQUA CORRIDOE, NEAR STAR BAZAR, ADAJAN- 395009, SURAT  
 1050/SAVAN V SASAPARA  
 23 Yrs/Male  
 48 Kg/170 Cms

HR: 64 bpm  
 METS: 1.0  
 BP: 112/74

MPHR: 32% of 197  
 Speed: 0.0 kmph  
 Grade: 0.0%

Raw ECG  
 BRUCE  
 (1.0-100)Hz

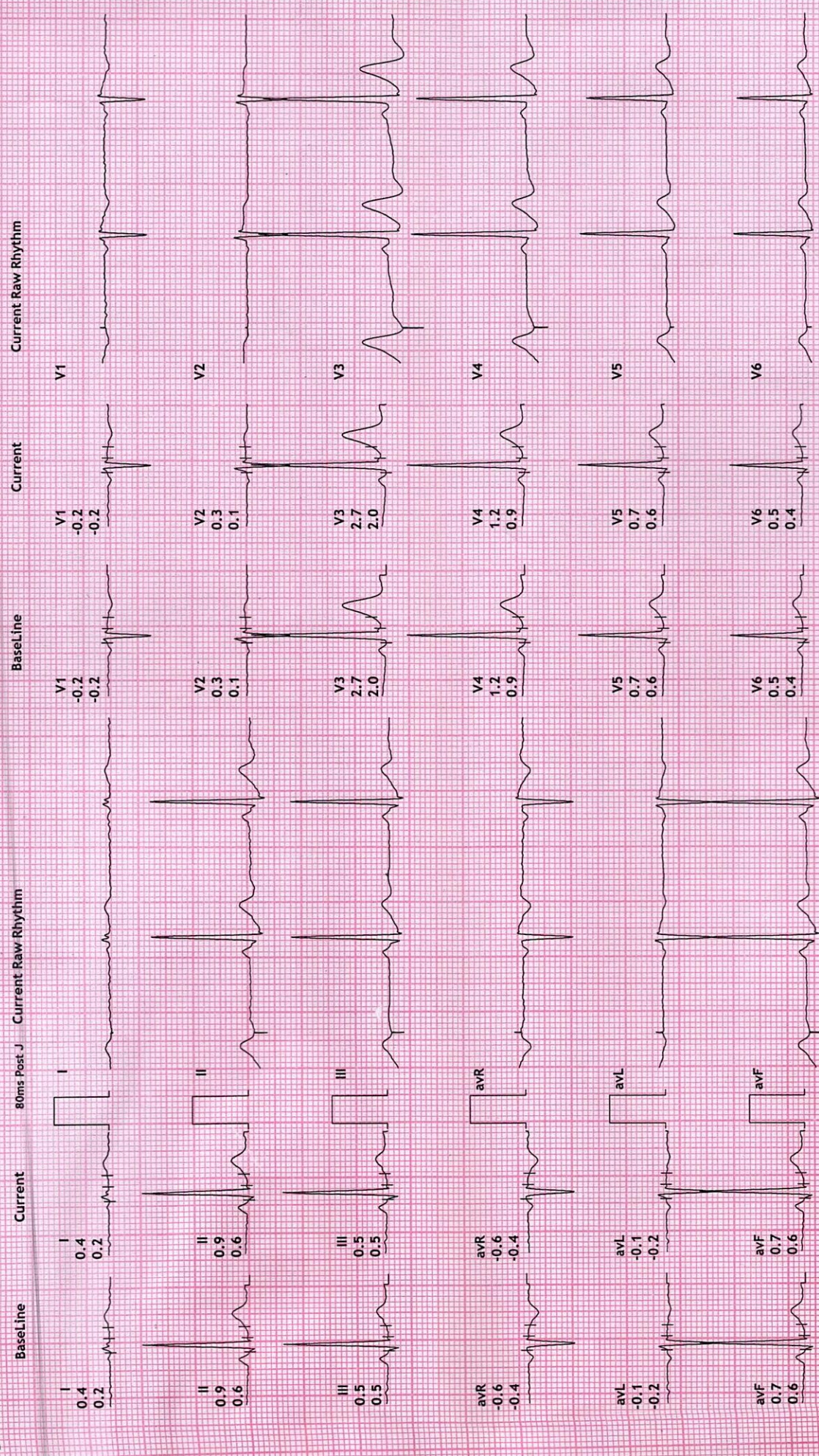
Ex Time 00:32  
 BLC :On  
 Notch :On

SUPINE  
 10.0 mm/mV  
 25 mm/Sec.

12 Lead + Comparison



Date: 09-Jul-2022 10:42:02 AM



12 Lead + Comparison



**REDIUS DIAGNOSTICS**  
 4TH FLOOR, AQUA CORRIDOE, NEAR STAR BAZAR, ADAJAN- 395009, SURAT  
 1050/SAVAN V SASAPARA  
 23 Yrs/Male  
 48 Kg/170 Cms

HR: 85 bpm  
 METS: 1.0  
 BP: 112/74

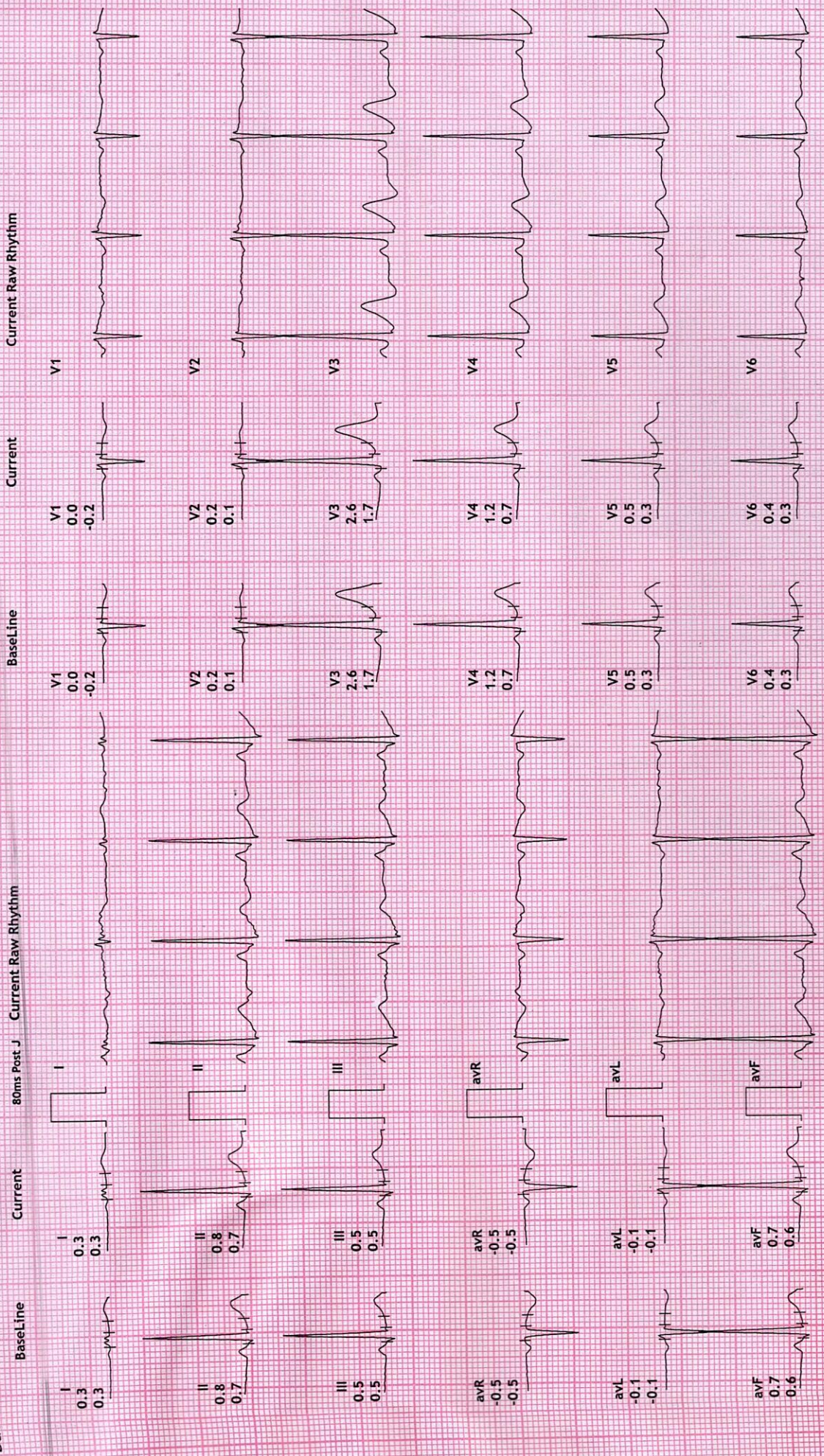
MPHR: 43% of 197  
 Speed: 0.0 kmph  
 Grade: 0.0%

Raw ECG  
 BRUCE  
 (1.0-100)Hz

STANDING  
 10.0 mm/mV  
 25 mm/Sec.

Ex Time 00:59  
 BLC :On  
 Notch :On

Date: 09-Jul-2022 10:42:02 AM





**REDIUS DIAGNOSTICS**

**4TH FLOOR, AQUA CORRIDOE, NEAR STAR BAZAR, ADAJAN- 395009, SURAT**

1050/SAVAN V SASAPARA  
23 Yrs/Male  
48 Kg/170 Cms

HR: 66 bpm  
METS: 1.0  
BP: 112/74

MPHR: 33% of 197  
Speed: 0.0 kmph  
Grade: 0.0%

**12 Lead + Comparison**

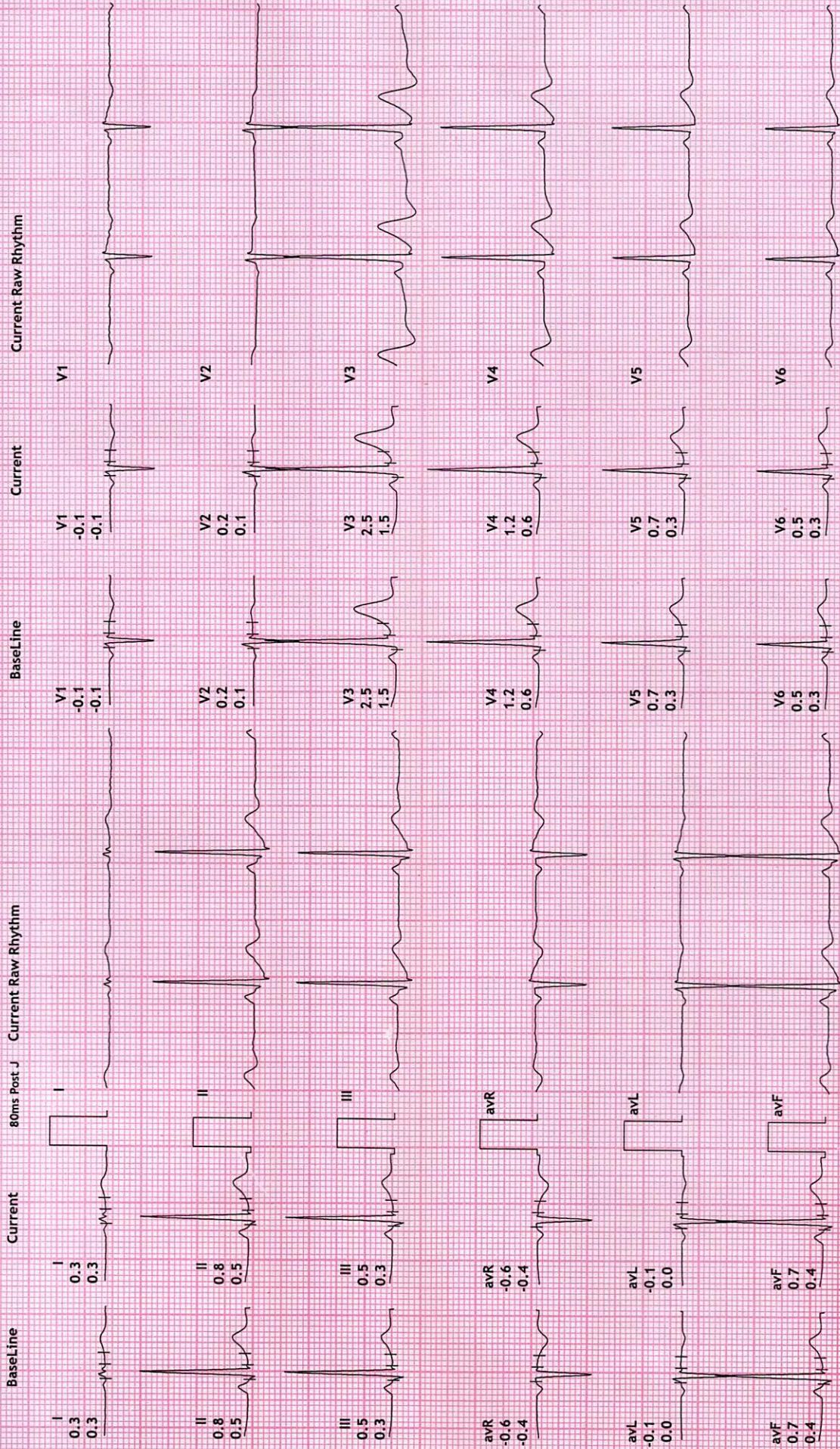
Raw ECG  
BRUCE  
(1.0-100)Hz

Ex Time 01:13  
BLC :On  
Notch :On

HV  
10.0 mm/mV  
25 mm/Sec.



Date: 09-Jul-2022 10:42:02 AM



REDIUS DIAGNOSTICS

4TH FLOOR, AQUA CORRIDOE, NEAR STAR BAZAR, ADAJAN- 395009, SURAT

1050/SAVAN V SASAPARA  
23 Yrs/Male  
48 Kg/170 Cms

Date: 09-Jul-2022 10:42:02 AM

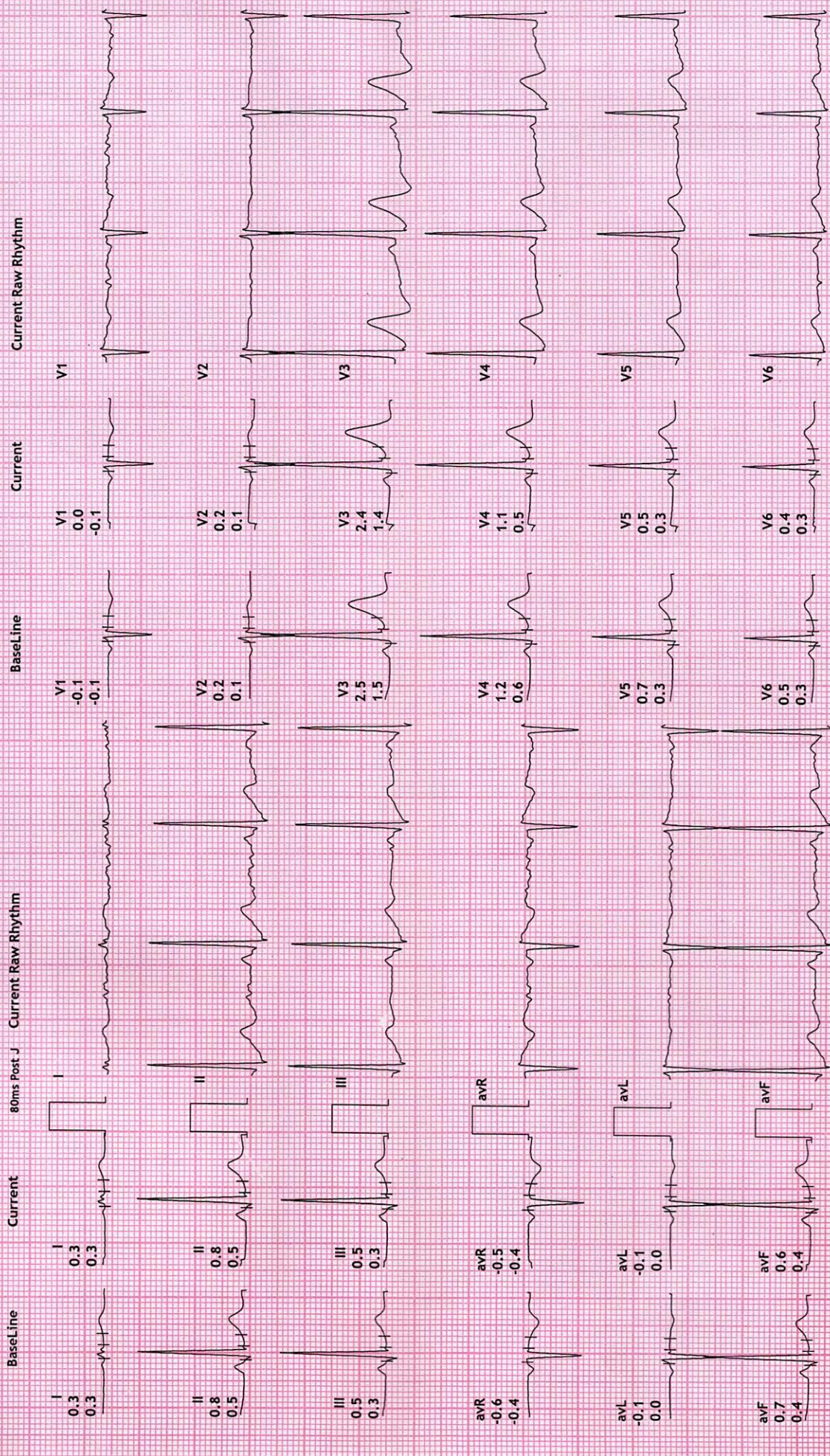
12 Lead + Comparison

HR: 78 bpm  
METS: 1.0  
BP: 112/74  
MPHR: 39% of 197  
Speed: 0.0 kmph  
Grade: 0.0%

Raw ECG  
BRUCE  
(1.0-100)HZ

Ex Time 00:00  
BLC :On  
Notch :On

ExStrt  
10.0 mm/mV  
25 mm/Sec.



**REDIUS DIAGNOSTICS**

**4TH FLOOR, AQUA CORRIDOE, NEAR STAR BAZAR, ADAJAN- 395009, SURAT**

1050/SAVAN V SASAPARA  
23 Yrs/Male  
48 Kg/170 Cms

**12 Lead + Comparison**

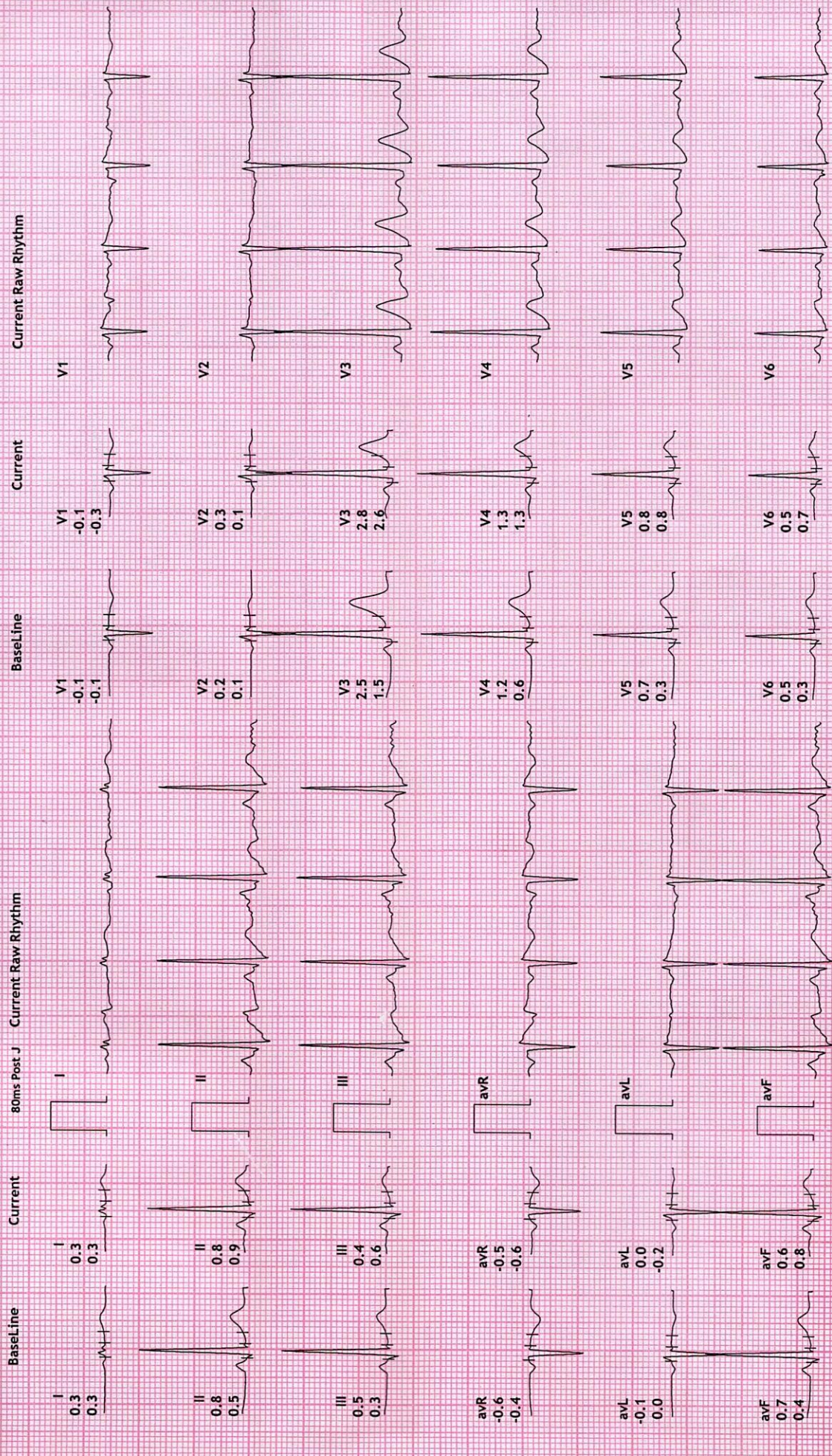
MPHR: 48% of 197  
Speed: 2.7 kmph  
Grade: 10.0%

Raw ECG  
BRUCE  
(1.0-100)Hz

Ex Time 03:00  
BLC :On  
Notch :On

Stage 1 ( 03:00  
10.0 mm/mv  
25 mm/Sec.

Date: 09-Jul-2022 10:42:02 AM



REDIUS DIAGNOSTICS

4TH FLOOR, AQUA CORRIDOE, NEAR STAR BAZAR, ADAJAN- 395009, SURAT

1050/SAVAN V SASAPARA  
23 Yrs/Male  
48 Kg/170 Cms

HR: 118 bpm  
METS: 7.0  
BP: 140/80

MPHR: 59% of 197  
Speed: 4.0 kmph  
Grade: 12.0%

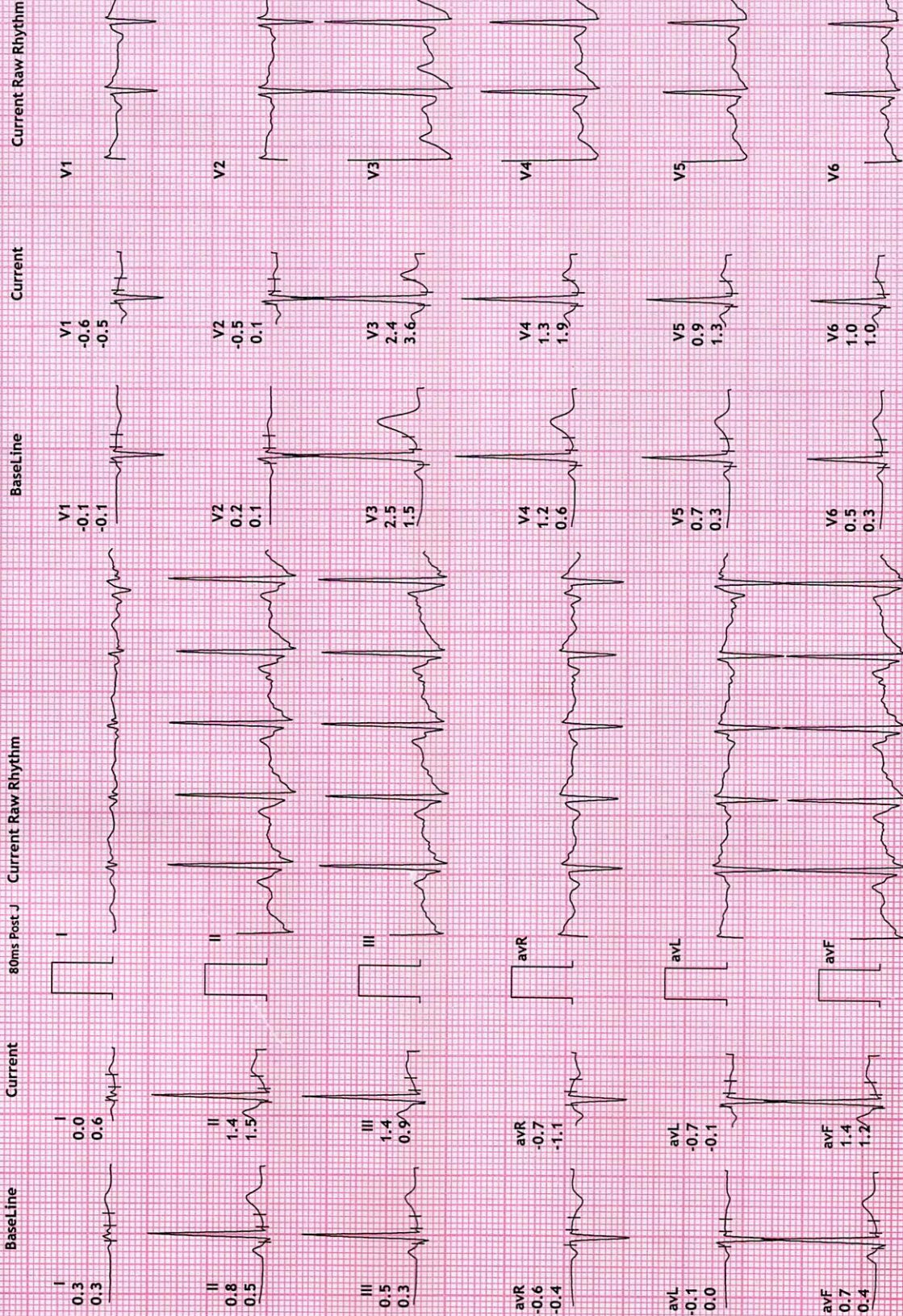
12 Lead + Comparison

Raw ECG  
BRUCE  
(1.0-100)Hz

Ex Time 06:00  
BLC :On  
Notch :On

Stage 2 ( 03:00  
10.0 mm/mV  
25 mm/Sec.

Date: 09-Jul-2022 10:42:02 AM



REDIUS DIAGNOSTICS

4TH FLOOR, AQUA CORRIDOE, NEAR STAR BAZAR, ADAJAN- 395009, SURAT

1050/SAVAN V SASAPARA  
23 Yrs/Male  
48 Kg/170 Cms

HR: 170 bpm  
METS: 9.6  
BP: 150/90

MPHR: 86% of 197  
Speed: 5.5 kmph  
Grade: 14.0%

Raw ECG  
BRUCE  
(1.0-100)Hz

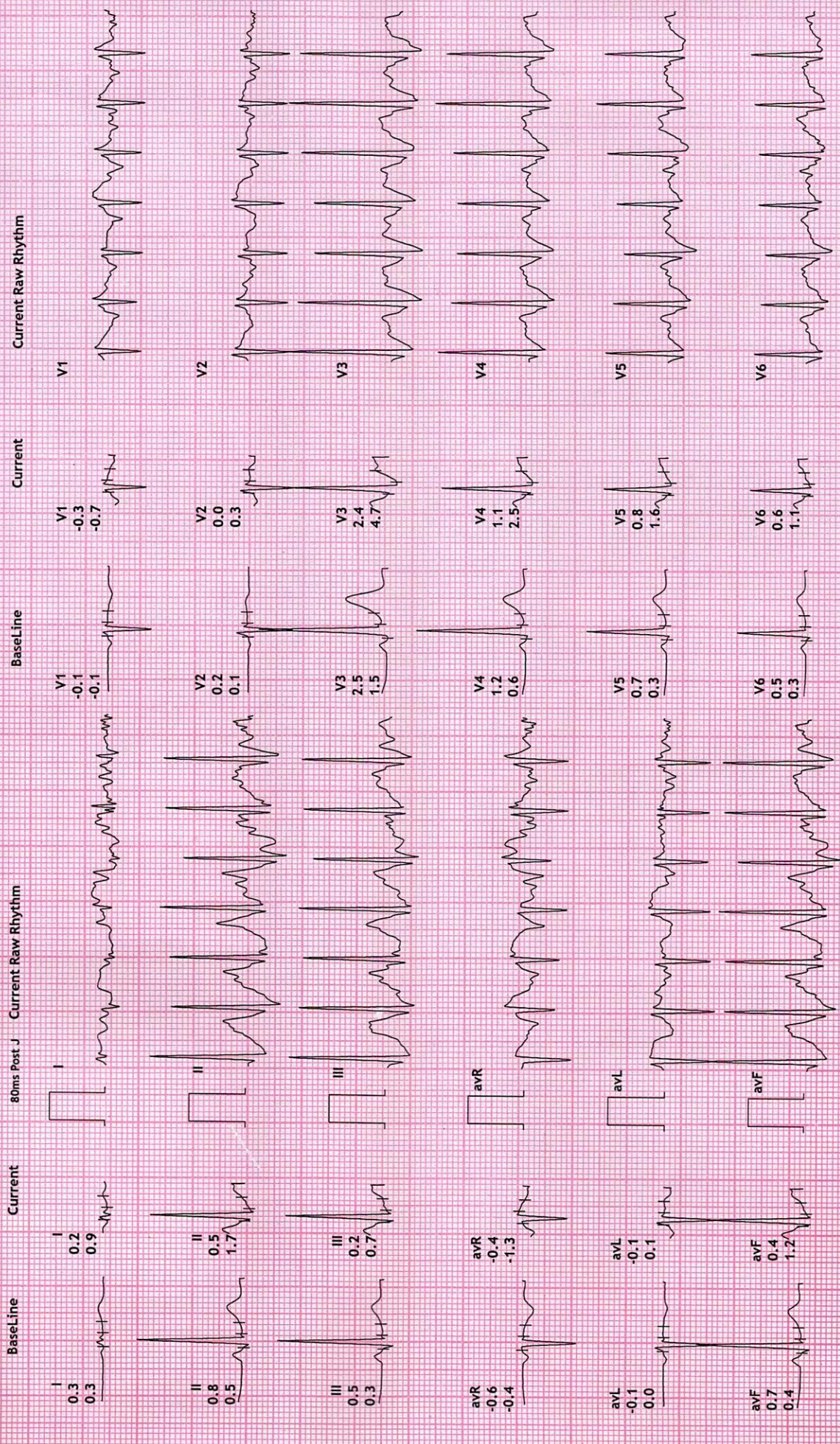
12 Lead + Comparison

Ex Time 08:26  
BLC :On  
Notch :On

PeakEx  
10.0 mm/mV  
25 mm/Sec.



Date: 09-Jul-2022 10:42:02 AM



12 Lead + Comparison

REDIUS DIAGNOSTICS

4TH FLOOR, AQUA CORRIDOE, NEAR STAR BAZAR, ADAJAN- 395009, SURAT

1050/SAVAN V SASAPARA  
23 Yrs/Male  
48 Kg/170 Cms

HR: 137 bpm  
METS: 1.0  
BP: 150/90

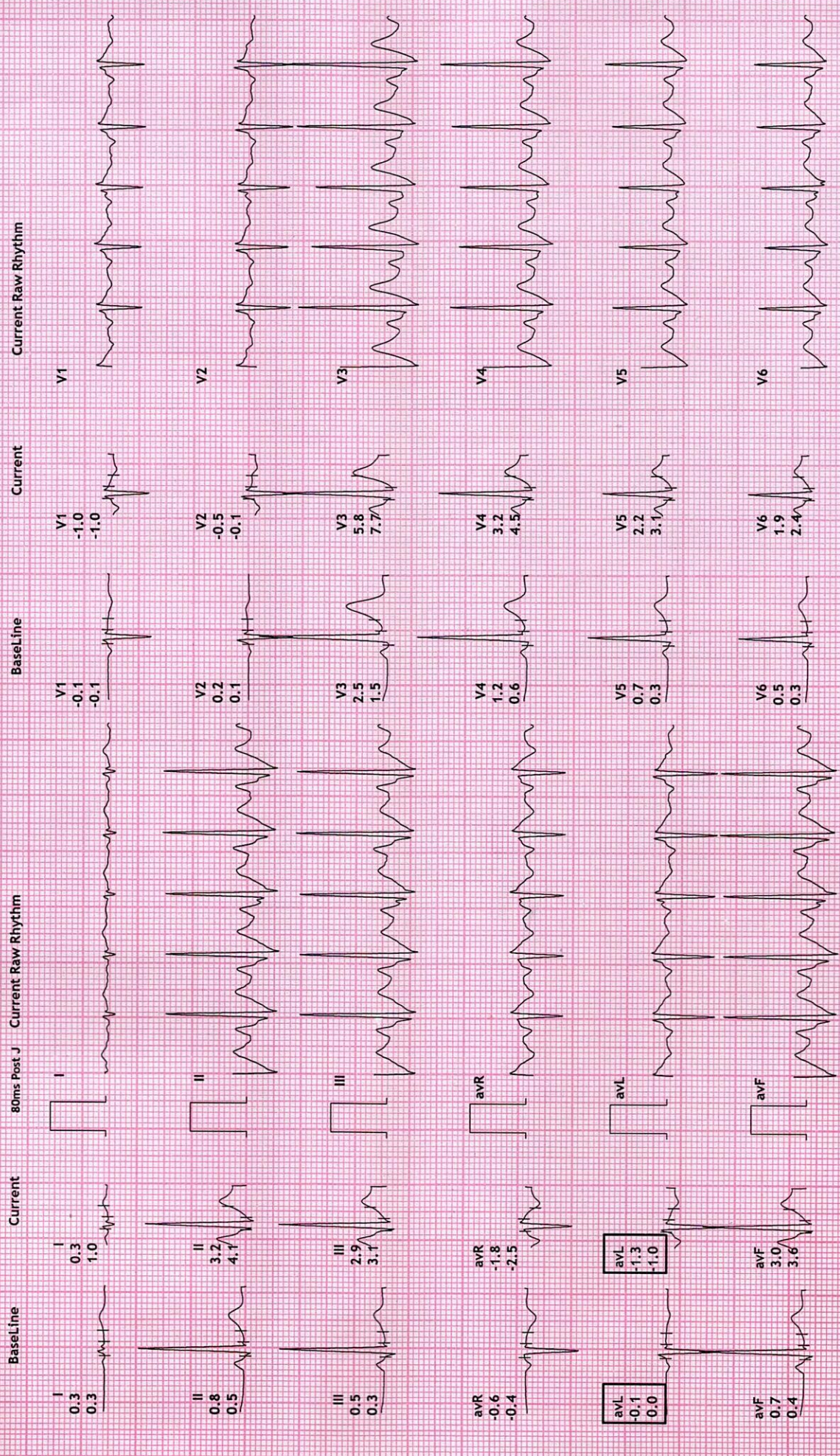
MPHR: 69% of 197  
Speed: 0.0 kmph  
Grade: 0.0%

Raw ECG  
BRUCE  
(1.0-100)Hz

Ex Time 08:26  
BLC :On  
Notch :On

Recovery : ( 01:00)  
10.0 mm/mV  
25 mm/Sec.

Date: 09-Jul-2022 10:42:02 AM



**REDIUS DIAGNOSTICS**

**4TH FLOOR, AQUA CORRIDOE, NEAR STAR BAZAR, ADAJAN- 395009, SURAT**

1050/SAVAN V SASAPARA  
23 Yrs/Male

48 Kg/170 Cms

Date: 09-Jul-2022 10:42:02 AM

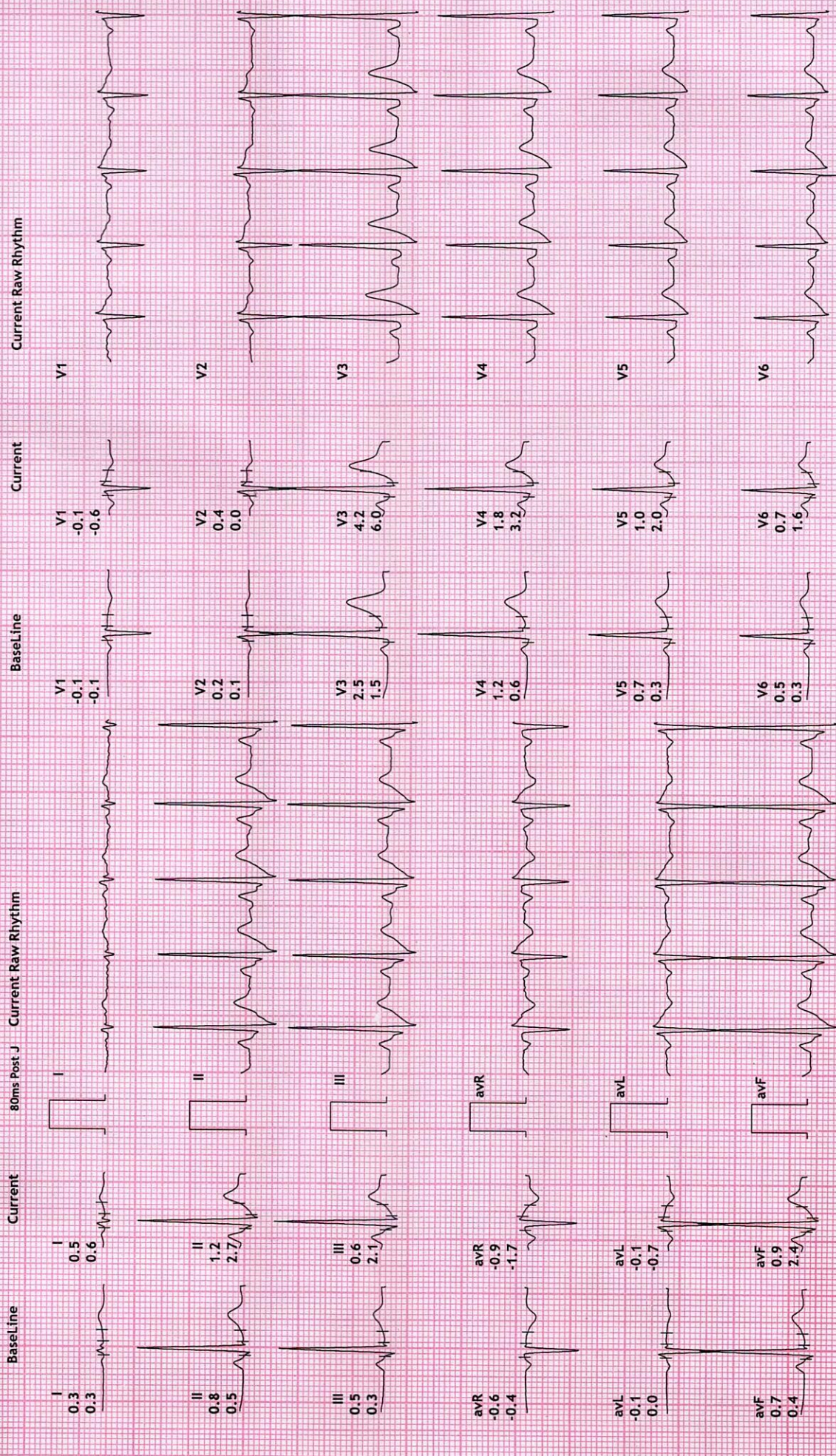
**12 Lead + Comparison**

HR: 112 bpm  
METS: 1.0  
BP: 150/90

Raw ECG  
BRUCE  
(1.0-100)HZ

Ex Time 08:26  
BLC :On  
Notch :On

Recovery : ( 02.00  
10.0 mm/mV  
25 mm/Sec.



REDIUS DIAGNOSTICS

4TH FLOOR, AQUA CORRIDOE, NEAR STAR BAZAR, ADAJAN- 395009, SURAT

1050/SAVAN V SASAPARA

23 Yrs/Male

48 Kg/170 Cms

Date: 09-Jul-2022 10:42:02 AM

HR: 117 bpm

METS: 1.0

BP: 140/80

MPHR: 59% of 197

Speed: 0.0 kmph

Grade: 0.0%

12 Lead + Comparison

Raw ECG

BRUCE

(1.0-100)Hz

Ex Time 08:26

BLC : On

Notch : On

Recovery : ( 03

10.0 mm/mV

25 mm/Sec.



Current Raw Rhythm

Current

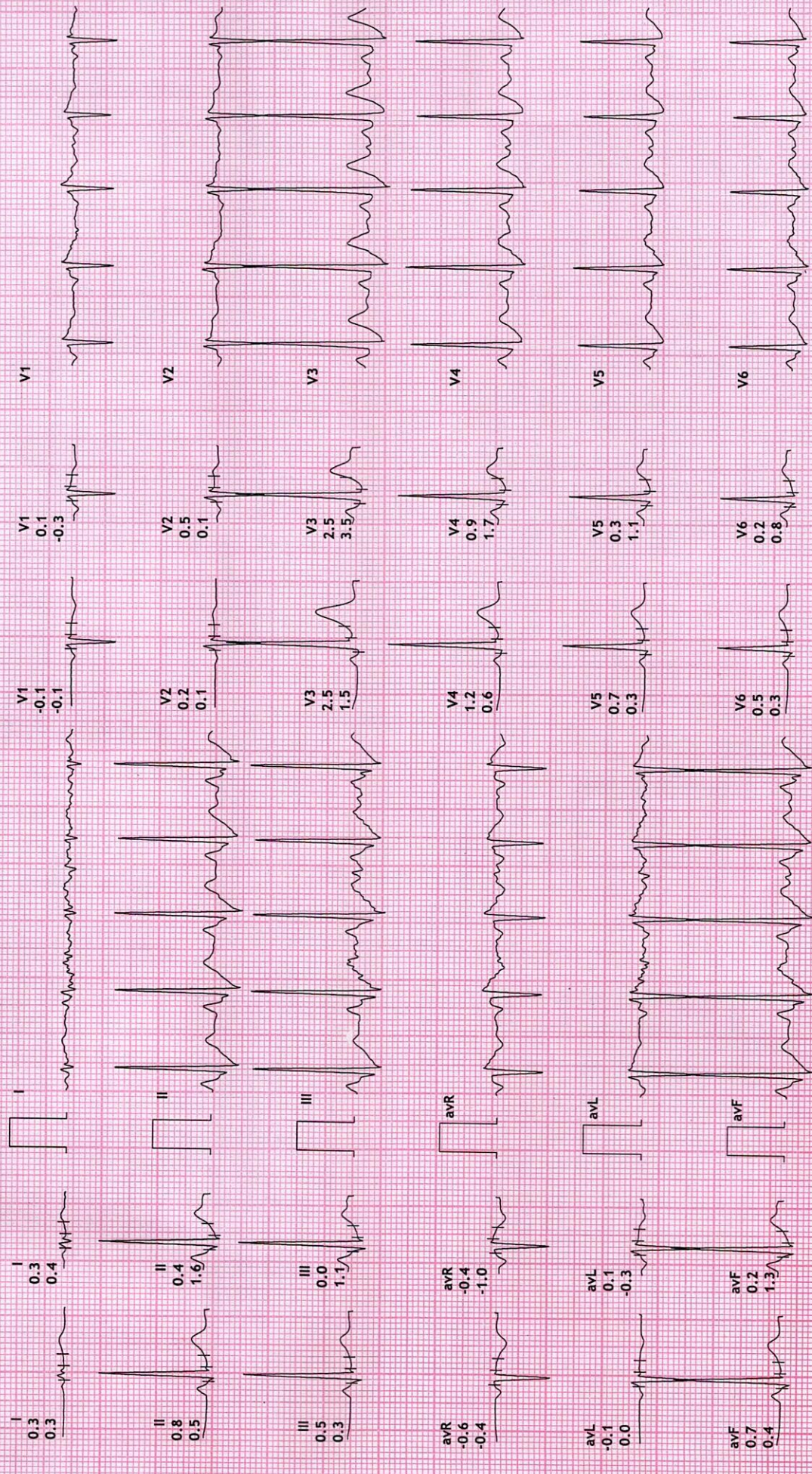
BaseLine

80ms Post J

Current Raw Rhythm

Current

BaseLine







NAME	SAVAN SASAPARA	DATE	09-Jul-2022
REFERRED BY	MEDI WHEEL	AGE / SEX	23 YRS / M

Thanks for the reference

## USG ABDOMEN

**LIVER:** is normal in size and shows homogeneous echotexture.

No evidence of intrahepatic biliary radicles dilatation / focal space occupying lesion.

The portal vein and common bile duct show normal caliber.

**GALL BLADDER:** is distended and shows smooth walls. Wall thickness is normal.

No evidence of sludge / calculus. No evidence of pericholecystic collection.

**SPLEEN:** Is normal in size and shows normal echo pattern.

**PANCREAS:** shows normal echo anatomy and its relationship with splenic vein is normal.

**KIDNEYS:** Both the kidneys are normal in size, shape and location and show normal cortico-medullary differentiation.

**Right kidney** measures- 9.3 X 4.1 cms.

**Left kidney** measures- 9.6 X 4.2 cms.

No evidence of hydronephrosis or calculus.

**URINARY BLADDER:** is distended with smooth walls.

No evidence of diverticulum or calculus.

**PROSTATE:** is normal in size and shows homogeneous echotexture.

No evidence of ascites / pleural effusion.

Fluid and gas filled bowel loops with normal wall thickness and peristalsis noted.

## **IMPRESSION:**

No significant abdominal pathology noted....

**Dr. Chirag K. Patel**

MBBS-DMPD

Reg. No. G-23509

Revival Diagnostic

**DR. CHIRAG K. PATEL**

Nr. 5, Adajan Main Road,

Adajan, Surat-395009.

Mo. 97266 726683

Laboratory Test Result are Subject to technical limitation and should be clinically correlate for final diagnosis

📍 4th Floor, Aqua Corridor, Hazira Road, Adajan Paal, Surat-395009.

☎ 0261 2747788

✉ revivaldiagnostics.surat@gmail.com

🌐 www.revivaldiagnostics.com

This medical report is not intended for medico-legal purposes.

R



NAME:SAVAN V SASAPARA  
AGE:23 Y/MALE  
REF BY:MEDI WHEEL





Name : SAVAN V SASAPARA  
Age/Sex : 23 Yrs. Male  
UHID : 19756  
Ref. By Dr : MEDI WHEEL  
Catagory : CTR

Date : 09-Jul-2022  
Rec No : 3477

Lab ID : 15584

Collection Date & Time : 09-Jul-2022 9:15 am

**CHEST RADIOGRAPH-PA VIEW**

Hilar shadows are within normal limits.

Pulmonary vasculature appears normal.

Cardiac appears normal in size.

Both domeh of the diaphragm are smooth.

Both costophrenic recesses are clear.

Both lung fields appear normal.

Visualized bones and soft tissue shadows appear normal.

IMPRESSION:

NORMAL STUDY.

**Dr. Chirag K. Patel**

MBBS-DMPD

**DR. CHIRAG K. PATEL**

**Revival Radiologist**

4th Floor, Aqua Corridor,  
Nr. Star Bazar, Hazira Main Road,  
Adajan, Surat-395009.  
Mo. 97266 726683

Laboratory Test Result are Subject to technical limitation and should be clinically correlate for final diagnosis

4th Floor, Aqua Corridor, Hazira Road, Adajan Paal, Surat-395009.

0261 2747788

revivaldiagnostics.surat@gmail.com

www.revivaldiagnostics.com

This medical report is not intended for medico-legal purposes.



10

CONSULTATION



09-Jul-2022 8:35:07 AM  
21.1869154N 72.7937163E

Adajan  
Surat  
Gujarat  
Savan

Issue Date: 08/10/2021



भारत सरकार

Government of India



साशपरा सावन वशीरामबाई

Sasapara Savan Vashrambhai

जन्म तारीख/DOB: 13/07/1998

पुरुष/ MALE

Mobile No: 8866438560

2184 9179 6458

VID : 9162 1500 4673 7026

सेरा आष्टार, सेरी पहचान

Date  
Type of

le / Rando

History:

Requested

Medical Check Up  
Done

Paid

Requested

ECHO  
TMT  
2D-ECHO

Consultant Check Up