

REVIVAL DIAGNOSTICS



HEALTH CHECK-UP SUMMARY

Name: Nishu B Chhaparwalla

Date: 09-10-2021

E Mail :

Sex: male Age: 36 Years Contact No: 982570987 Remarks :

Under-weight	<input type="checkbox"/>
Normal	<input type="checkbox"/>
Over-weight	<input checked="" type="checkbox"/>

i> BMI

Height (in Cm): 182 Weight (in Kg): 89 BMI: 26.9
 Hip (in Cm): 111 Waist (in Cm): 99 Hip to Waist Ratio: 1.10

ii> Blood Pressure & Pulse

130/90 mmHg

78/min Regular

iii> Present Complaints, Past History, Family History

HTO - 6 months
TAB (1-0-21)
Protonix L (1-0-1)
Prozyl - 1k. 0-1-2

iv> Heart Sound, CNS, Skin

all

v> Any other problems needing attention / Overall Assessment/ Advice :

all

N B Chhaparwalla

Revival Diagnostic
 401, Aqua Corridor,
 B/s. Star Bazar, Surat-395009.
 Mo. 91062-28601

Chhaparwalla
Dr. Chirag Patel
 Signature of the Doctor
 M.B.B.S. G-49432

Laboratory Test Result are Subject to technical limitation and should be clinically correlate for final diagnosis

📍 4th Floor, Aqua Corridor, Hazira Road, Adajan Paal, Surat-395009.
 ☎ 0261 2747788 ✉ revivaldiagnostics.surat@gmail.com 🌐 www.revivaldiagnostics.com

This medical report is not intended for medico-legal purposes.



DEPARTMENT OF OPHTHALMOLOGY

NAME: Nigam B. Chaturvedi SEX: male

BIRTHDATE: 08-10-1986 AGE: 36

EYE TEST:

1. VISION:

with Spect

RIGHT EYE - 6/6
LEFT EYE - 6/6

2. COLOR VISION:

RIGHT EYE - 6/6
LEFT EYE - 6/6

3. FUNDUS:

RIGHT EYE - 6/6
LEFT EYE - 6/6

REMARKS:

N. B. Chaturvedi

[Signature]
Ophthalmologist/Optometrist

Revival Diagnostic

401, Aqua Corridor,
Star Bazar, Surat-395009.
Mo. 91062-28601

Laboratory Test Result are Subject to technical limitation and should be clinically correlate for final diagnosis



Name : NIRAV B CHAPATWALA
Age/Sex : 35 Yrs. Male
UHID : 12250
Ref. By Dr. : MEDI WHEEL

Date : 09-Oct-2021 9:19 am
Receipt No : 5812

CBC HAEMOGRAM

PARAMETER	RESULT	UNITS	NORMAL RANGE
Hemoglobin	: 13.2	gm/dL	13.5-18.0
RBC Count	: 4.64	m/c.mm.	4.5-6.5
WBC Count	: 7400	c. mm.	4,000 - 10,000
Platelet Count	: 2.80	c. mm.	1.5 Lac - 4.5 Lac
Blood Indices			
Hematocrit (PCV)	: 40.7	%	39-54 %
MCV	: 87.7	fl	75-96
MCH	: 28.4	pg	27-32
MCHC	: 32.4	g/dL	30-36
RDW	: 12.3	%	11- 16
ESR (WINTORBE)	: 08	mm./hr.	0-20
DIFF WBC Count			
Neutrophils	: 56	%	40-75
Lymphocytes	: 39	%	20-50
Eosinophils	: 03	%	1-6
Monocytes	: 02	%	2-10
Basophils	: 00	%	0-5
Band Form	: 00	%	0-5
Smear Study			
Platelets in Smear	: Adequate		
Malarial Parasites	: Malarial Parasites Not Detected		
Blood Group	: "B"		
RH Factor	: Positive		

Revival Diagnostic

401, Aqua Corridor
B/s. Star Bazar, Surat-395009
Mo. 91062-28001

Lab Technician/Technologist
Zarna K Gandhi (Msc. Biotech)

Pathologist
Dr. Mihir Icecreamwala

Operator Name: Zarna Gandhi Print Date & Time: 09-Oct-2021-02:09:00PM
Laboratory Test Result are Subject to technical limitation and should be clinically correlate for final diagnosis

4th Floor, Aqua Corridor, Hazira Road, Adajan Paal, Surat-395009.

0261 2747788

revivaldiagnostics.surat@gmail.com

www.revivaldiagnostics.com

This medical report is not intended for medico-legal purposes.

REVIVAL DIAGNOSTICS



Name : NIRAV B CHAPATWALA
Age/Sex : 35 Yrs./Male
UHID : 12250
Ref. By Dr. : MEDI WHEEL

Date : 9-Oct-2021 9:19 am
Rec. No : 5812

BIOCHEMISTRY

TEST	RESULTS	Unit	REFERENCE RANGE
GGT	: 25	U/L	5 - 50 U/L
SGOT	: 28	U/L	0 - 50 U/L
SGPT	: 19	U/L	0 - 50 U/L
Alkaline Phosphatase	: 101	IU/l	38 - 126 IU/l
Total Bilirubin	: 0.6	mg/dl	0.2 - 1.2 mg/dl
Direct Bilirubin	: 0.3	mg/dl	0.1 - 0.4 mg/dl
Indirect Bilirubin	: 0.3	mg/dl	0.1 - 0.8 mg/dl
Blood Urea Nitrogen (BUN)	: 10	mg/dl	9 - 20 mg/dl
Creatinine	: 0.9	mg/dl	0.5 - 1.5 mg/dl
Uric Acid	: 8.4	mg/dl	4 - 8.5 mg/dl
Blood Sugar - F	: 106	mg/dL	70 - 110 mg/dL
Urine Sugar - F	: Absent		
Urine Ketone - F	: Absent		
Blood Sugar- PP	: 128	mg/dL	80 - 140 mg/dL
Urine Sugar - PP	: Absent		
Urine Ketone - PP	: Absent		
Total Protein	: 6.9	gm/dl	6.3 - 8.2 gm/dl
S.Albumin	: 4.0	gm/dl	3.7 - 5.3 gm/dl
Globulin	: 2.9	gm/dl	2.4 - 3.2 gm/dl

Lab Technician/Technologist
Zarna K Gandhi (Msc. Biotech)

Revival Diagnostic
401, Aqua Corridor,
B/s. Star Bazar, Surat - 395009
Mo. 91062-28601


Pathologist
Dr. Mihir Icecreamwala

Operator Name : Zarna Gandhi

Print Date & Time : 09-Oct-2021

Laboratory Test Result are Subject to technical limitation and should be clinically correlate for final diagnosis

REVIVAL DIAGNOSTICS



A/G Ratio

: 1.38

gm/dl

1 - 2.3 gm/dl



Revival Diagnostic

401, Aqua Corridor,
B/s. Star Bazar, Surat-395009
Mo. 91062-28601

Lab Technician/Technologist
Zarna K Gandhi (Msc. Biotech)


Pathologist
Dr. Mihir Icecreamwala

Operator Name : Zarna Gandhi

Print Date & Time : 09-Oct-2021

Laboratory Test Result are Subject to technical limitation and should be clinically correlate for final diagnosis

📍 4th Floor, Aqua Corridor, Hazira Road, Adajan Paal, Surat-395009.

☎ 0261 2747788

✉ revivaldiagnostics.surat@gmail.com

🌐 www.revivaldiagnostics.com

This medical report is not intended for medico-legal purposes.



Name : NIRAV B CHAPATWALA

Date : 09-Oct-2021

Age/Sex : 35 Yrs. Male

09:19:10AM

UHID : 12250

Receipt No : 5812


Ref. By Dr. : MEDI WHEEL

REPORT OF SERUM LIPID PROFILE

Test	Result	Reference Range
Serum Cholesterol	190	Normal : Less than 200 mg / dl
		Borderline : 200 to 239 mg / dl
		Undesirable : More than 240 mg / dl
Serum Triglyceride	122	Normal : Less than 150 mg / dl
		Borderline High : 150 to 199 mg / dl
		High : 200 - 499 mg / dl
		Very High : More than 500 mg / dl
Serum HDL - Cholesterol (Good Cholesterol)	41	Desirable : More than 55 mg / dl
		Borderline : 35 to 55 mg / dl
		Undesirable : Less than 35 mg / dl
Serum LDL - Cholesterol (Bad Cholesterol)	124.6	Optimal : Less than 100 mg / dl
		Above Optimal : 100 - 129 mg / dl
		Borderline High : 130 to 159 mg / dl
		High : 160 to 189 mg / dl
		Very High : More than 190 mg / dl
VLDL	24.4	Normal : 5 to 30 mg / dl
Chol. / HDL - Chol. Ratio	4.6	Low Risk : Less than 3.8
		Medium Risk : 3.8 to 5.9
		High Risk : More than 6
LDL / HDL - Chol. Ratio	3.04	Low Risk : Less than 3.55
		Medium Risk : 3.55 - 4
		High Risk : More than 6

Revival Diagnostic
401, Aqua Corridor,
B/s. Star Bazar, Surat-395009
Mo. 91062-28601

Lab Technician/Technologist
Zarna K Gandhi (Msc. Biotech)


Pathologist
Dr. Mihir Icecreamwala

Operator Name: Zarna Gandhi

PrintDate & Time: 09-Oct-2021 02:11:00PM

Laboratory Test Result are Subject to technical limitation and should be clinically correlate for final diagnosis

4th Floor, Aqua Corridor, Hazira Road, Adajan Paal, Surat-395009.

0261 2747788

revivaldiagnostics.surat@gmail.com

www.revivaldiagnostics.com

This medical report is not intended for medico-legal purposes.



Name : NIRAV B CHAPATWALA
Age/Sex : 35 Yrs. / Male
UHID : 12250
Ref. By Dr. : MEDI WHEEL

Date : 09-Oct-2021 9:19 am
Receipt No : 5812

ROUTINE URINE EXAMINATION REPORT

PHYSICAL EXAMINATION :

Quantity : 30 ml
Colour : Pale Yellow
Appearance : Clear
Reaction : Acidic
Specific Gravity : 1.015

CHEMICAL EXAMINATION :


Proteins : Absent
Sugar : Absent
Acetone : Absent
Bile Salts : Absent
Bile Pigments : Absent
Urobilinogen : Normal
O.B.T. : Negative

MICROSCOPIC EXAMINATION :

Pus Cells : 1-2/hpf.
R. B. C. : Absent
Epithelial Cells : 2-3/hpf.
Bacteria : Absent
Casts : Absent
Crystals : Absent
Yeast cell : Absent
Mucus : Absent
Other Findings : NIL

Lab Technician/Technologist
Zarna K Gandhi (Msc. Biotech)

Revival Diagnostic
401, Aqua Corridor,
B/s. Star Bazar, Surat-395009
Mo. 91062-28001


Pathologist
Dr. Mihir Icecreamwala

Laboratory Test Result are Subject to technical limitation and should be clinically correlate for final diagnosis

Operator Name: Zarna Gandhi

PrintDate & Time: 09-Oct-2021 02:11:00PM

☎ 0261 2747788

✉ revivaldiagnostics.surat@gmail.com

🌐 www.revivaldiagnostics.com

This medical report is not intended for medico-legal purposes.



Name : NIRAV B CHAPATWALA

Date : 09-Oct-2021

Age/Sex : 35 Yrs. Male

Receipt No : 5812

UHID : 12250

Ref. By Dr. : MEDI WHEEL

REPORT OF GLYCOSYLATED HEMOGLOBIN [HbA1C]

Parameter	Result	Unit	Biological Reference Interval
Hemoglobin A1C(HbA1C)	5.4	%	HbA1C Degree of Glucose Control

< 5.6 % Non Diabetics
5.7 - 6.4 % Prediabetics
> = 6.5 % Diabetics

(REF : Wallace, 11th Edition)

REMARKS:

6 - 7 % Excellent Control
7 - 8 % Good Control
8 -10 % Unsatisfactory Control
> 10 % Poor Control

Method : High performance liquid chromatography (HPLC)

MEAN BLOOD GLUCOSE OVER THE PAST 60 DAYS FROM THE HbA1C RESULT : 000 mg/dl

Remarks : GHb test is useful for the long term control and monitoring of diabetes mellitus since it reflects the integration of blood glucose levels during past 4-8 weeks.

Revival Diagnostic

401, Aqua Corridor,
B/s. Star Bazar, Surat-395009
Mo. 91062-28601

Lab Technician/Technologist
Zarna K Gandhi (Msc. Biotech)
Operator Name: Zarna Gandhi


Pathologist
Dr. Mihir Icecreamwala
Print Date & Time :09-Oct-2021 02:13:00PM

Laboratory Test Result are Subject to technical limitation and should be clinically correlate for final diagnosis

4th Floor, Aqua Corridor, Hazira Road, Adajan Paal, Surat-395009.

0261 2747788

revivaldiagnostics.surat@gmail.com

www.revivaldiagnostics.com

This medical report is not intended for medico-legal purposes.



Name : NIRAV B CHAPATWALA
Age/Sex : 35 Yrs. Male
UHID : 12250
Ref. By Dr. : MEDI WHEEL

Date : 09-Oct-2021 9:19 am
Receipt No : 5812

THYROID TEST

TEST	RESULT	NORMAL RANGE
T3	1.271	0.87 - 1.78 ng/ml
T4	7.330	4.60 - 13.5 ug/dl
TSH	5.421	0.50 - 5.50 uIU/ml 5.5 to 15 uIU/ml - Suggested Clinical co-relation Or Repeat test with new sample as physiological factors can give falsely high TSH Above 15uIU/ml Hypothyroid

PREGNANT WOMEN normal ranges for TSH:
1st Trimester :0.0878 - 2.8293 uIU/ml
2nd Trimester :0.1998 - 2.7915 uIU/ml
3rd Trimester :0.307 - 2.9028 uIU/ml
Ref:TIETZ Fundamentals of Clinical Chemistry.

Revival Diagnostic
401, Aqua Corridor,
B/s. Star Bazar, Surat-395009
Mo. 91062-28601

Lab Technician/Technologist
Zarna K Gandhi (Msc. Biotech)


Pathologist
Dr. Mihir Icecreamwala

Operator Name : Zarna Gandhi

Print Date & Time : 09-Oct-2021 02:10:00PM

Laboratory Test Result are Subject to technical limitation and should be clinically correlate for final diagnosis

4th Floor, Aqua Corridor, Hazira Road, Adajan Paal, Surat-395009.

0261 2747788

revivaldiagnostics.surat@gmail.com

www.revivaldiagnostics.com

This medical report is not intended for medico-legal purposes.



Name : NIRAV B CHAPATWALA
Age/Sex : 35 Yrs. Male
UHID : 12250
Ref. By Dr. : MEDI WHEEL

Date : 09-Oct-2021
Receipt No : 5812
Sample Received On : 9-Oct-21 9:19 am

REPORT OF TUMOR MARKERS

Test	Result	Normal Range
PROSTATE SPECIFIC ANTIGEN (PSA)	: 0.179 ng/ml	[0.0 - 2.5 ng/ml] 40 - 49 Years [0.0 - 3.5 ng/ml] 50 - 59 Years [0.0 - 4.5 ng/ml] 60 - 69 Years [0.0 - 5.5 ng/ml] 70 - 79 Years

REVIVAL
DIAGNOSTICS

Revival Diagnostics
401, Aqua Corridor,
B/s. Star Bazar, Surat-395009
Mo. 91062-28601

Lab Technician/Technologist
Zarna K Gandhi (Msc. Biotech)
Operator Name: Zarna Gandhi


Pathologist
Dr. Mihir Icecreamwala
PrintDate & Time: 09-Oct-2021

Method: - Test performed on Automated Chemiluminescence Assay [COBAS E411, ROCHE]
Corrobrative clinicopathologic correlation is essential for final diagnosis. Test reports are subjected to technical limitation and should be clinically co-related. Laboratory may be contacted if required.

Laboratory Test Result are Subject to technical limitation and should be clinically correlate for final diagnosis

25mm/s 10mm/mV

I II III avR

AC50Hz + EMG25Hz + DFT

25mm/s 10mm/mV

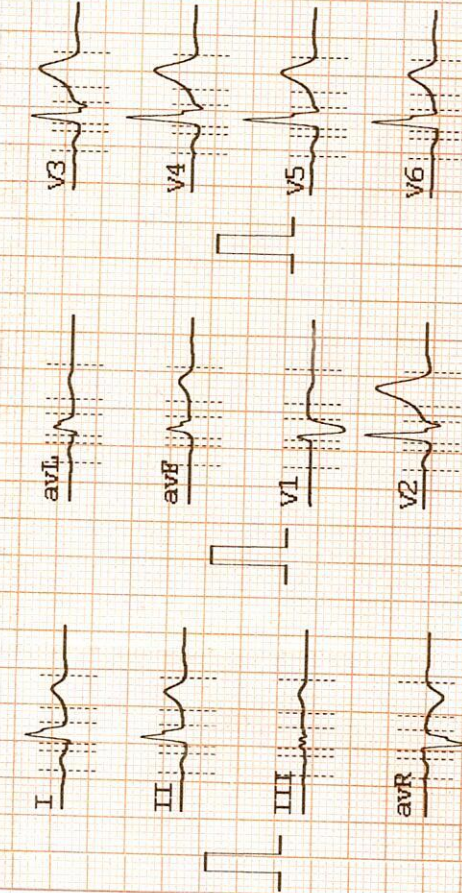
avL avF V1 V2

AC50Hz + EMG25Hz + DFT

25mm/s 10mm/mV

V3 V4 V5 V6

AC50Hz + EMG25Hz + DFT



Date : 2021-10-09 09:19:04
 ID : 0000010
 Name : Niranv B. cheyapattana
 Sex : Male
 Age : 35
 Weight :

HR : 66 (bpm)
 PR : 146 (ms)
 P : 106 (ms)
 QRS : 116 (ms)
 T : 184 (ms)
 QT/QTc : 380/405 (ms)
 P/ORS/T : 42.4/35.8/44.4
 R (V5)/S (V1) : 0.989/0.468 (mV)
 R (V5)+S (V1) : 1.457 (mV)

Dr. N. B. Chaturvedi

DR. ADITI PATEL
 M.B.B.S. (CARDIUM)
 CLINICAL CARDIOLOGIST
 REG.NO.G-42901

Revival Diagnostic
 401, Aqua Corridor,
 B/s. Star Bazar, Surat-395009.
 Mo. 91062-28601

REVIVAL DIAGNOSTICS



Name : NIRAV B CHAPATWALA
Age/Sex : 35 Yrs. Male
UHID : 12250
Ref. By Dr : MEDI WHEEL

Date : 09-Oct-2021
Rec No : 5812

ECG

Test	Observed Value	Biological Reference Interval
------	----------------	-------------------------------

ECG

1. The rhythm is sinus.
2. Heart rate is 66 beats per minute.
3. Normal P,QRS,T wave axis.
4. Normal PR,QRS,Q.T. Duration.
5. No pathological q wave or ST-T changes seen.
6. No evidence of chamber hypertrophy or enlargement seen.

IMPRESSION : ECG WITHIN NORMAL LIMITS

DR. ADITI PATEL
M.B.B.S., D. CARD (MUM)
CLINICAL CARDIOLOGIST
REG.NO.G-42901

Revival Diagnostic
401, Aqua Corridor,
B/s. Star Bazar, Surat-395009.
Mo. 91062-28601

Laboratory Test Result are Subject to technical limitation and should be clinically correlate for final diagnosis

4th Floor, Aqua Corridor, Hazira Road, Adajan Paal, Surat-395009.

☎ 0261 2747788

✉ revivaldiagnostics.surat@gmail.com

🌐 www.revivaldiagnostics.com

This medical report is not intended for medico-legal purposes.

REDIUS DIAGNOSTICS

4TH FLOOR, AQUA CORRIDOE, NEAR STAR BAZAR, ADAJAN- 395009, SURAT

2170/NIRAV B CHAPATWALA 35 Yrs/Male 89 Kg/182 Cms

Date: 09-Oct-2021 12:12:14 PM

Ref. By : MEDI WHEEL

Protocol : BRUCE

Objective : FOR TESTING PURPOSE ONLY.

Summary

Stage	Stage Time (Min:Sec)	Phase Time (Min:Sec)	Speed (kmph)	Grade (%)	METS	H.R. (bpm)	B.P. (mmHg)	R.P.P. x100	PVC	Comments
Supine					1.0	74	130/90	96	-	
Standing					1.0	33	130/90	42	-	
HV					1.0	74	130/90	96	-	
EXStart					1.0	69	130/90	89	-	
Stage 1	3:00	3:01	2.7	10.0	4.6	110	140/90	154	-	
Stage 2	3:00	6:01	4.0	12.0	7.0	138	150/90	207	-	
PeakEx	0:22	6:23	5.5	14.0	7.4	161	150/90	241	-	
Recovery	1:00		0.0	0.0	1.1	133	150/90	199	-	
Recovery	2:00		0.0	0.0	1.0	105	160/90	168	-	
Recovery	3:00		0.0	0.0	1.0	95	140/90	133	-	
Recovery	3:05		0.0	0.0	1.0	99	130/90	128	-	

Medication : Nil

History : Nil

Test End Reason : Test Complete

Findings :

The patient exercised according to BRUCE for 6:23, achieving a work level of Max METS:7.4. Resting heart rate initially 74 bpm, rose to a max. heart rate of 161 bpm which represents 87% of maximum age predicted heart rate. Resting blood pressure 130/90 mmhg, rose to a maximum blood Pressure of 160/90 mmhg. The exercise stress test was stopped due to Test Complete

Parameters :

- Exercise Time : 6:23 minutes
- Max HR attained : 161 bpm 87% of Max Predictable HR 185
- Max BP : 160/90(mmHg)
- WorkLoad attained : 7.4 (Fair Effort Tolerance)
- NOsignificant ST segment changes noted during exercise or recovery.
- NOAngina/Arrhythmia/S3/murmur
- Final Impression : Test is negative for inducible ischaemia.

Advice/Comments:

N. B. Chaturvedi

Revival Diagnostics
 401, Aqua Corridor,
 B/S Star Bazar, Surat-395009,
 Mo: 98962-28604.

DR. ADITI PATEL
 M.B.B.S., D. CARD (MIUM)
 PG Diploma in Cardiology
 REG. NO. G-42901



REDIUS DIAGNOSTICS
 4TH FLOOR, AQUA CORRIDOE, NEAR STAR BAZAR, ADAJAN- 395009, SURAT
 2170/NIRAV B CHAPATWALA
 35 Yrs/Male
 89 Kg/182 Cms

Date: 09-Oct-2021 12:12:14 PM

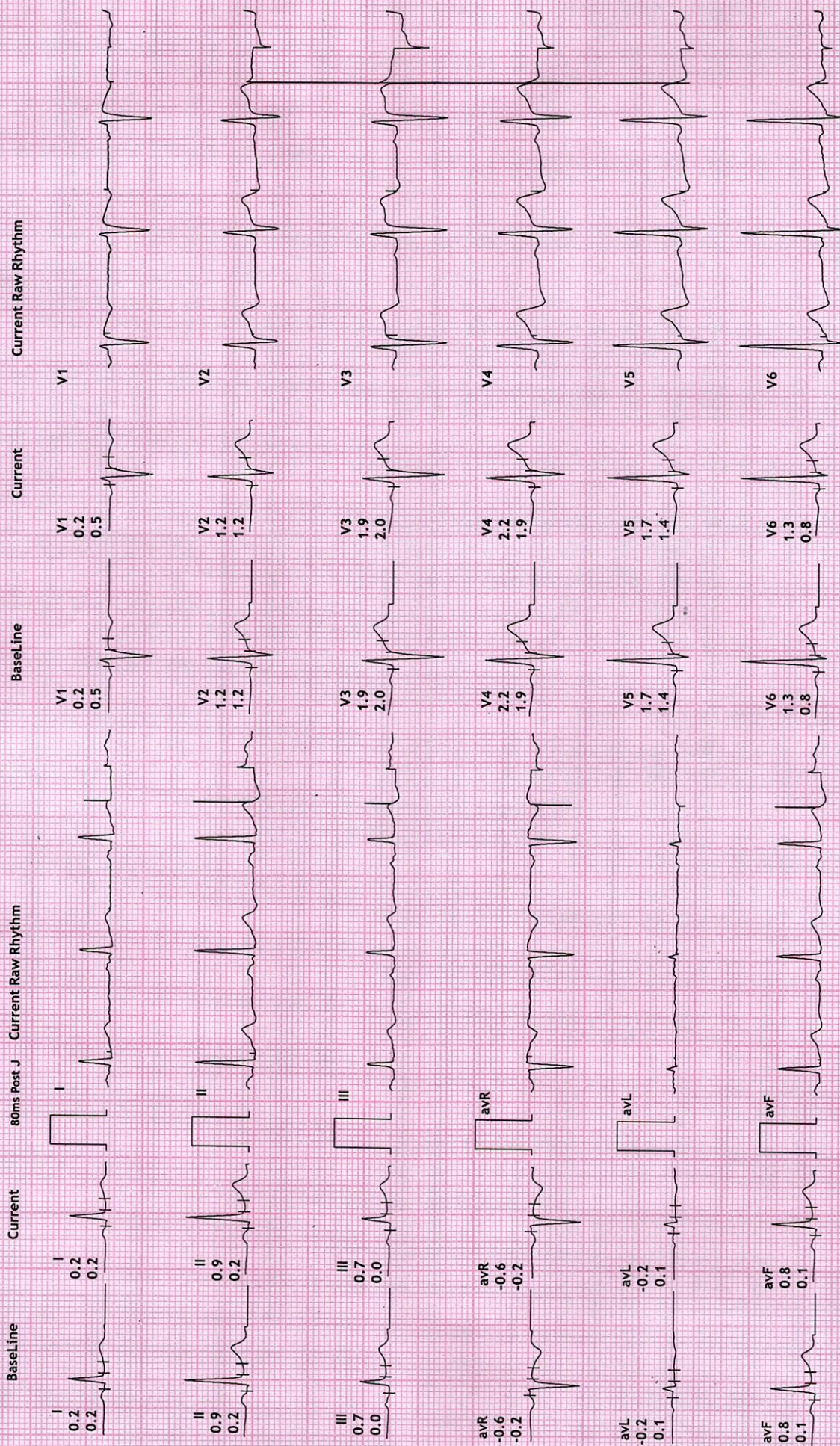
12 Lead + Comparison

HR: 56 bpm
 METS: 1.0
 BP: 130/90
 MPR: 30% of 185
 Speed: 0.0 kmph
 Grade: 0.0%

Raw ECG
 BRUCE
 (1.0-100)/HZ

Ex Time 00:36
 BLC :On
 Notch :On

SUPINE
 10.0 mm/mV
 25 mm/Sec.



N. B. Chhatwani

REDIUS DIAGNOSTICS
 4TH FLOOR, AQUA CORRIDOE, NEAR STAR BAZAR, ADAJAN- 395009, SURAT
 2170/NIRAV B CHAPATWALA
 35 Yrs/Male
 89 Kg/182 Cms

Date: 09-Oct-2021 12:12:14 PM

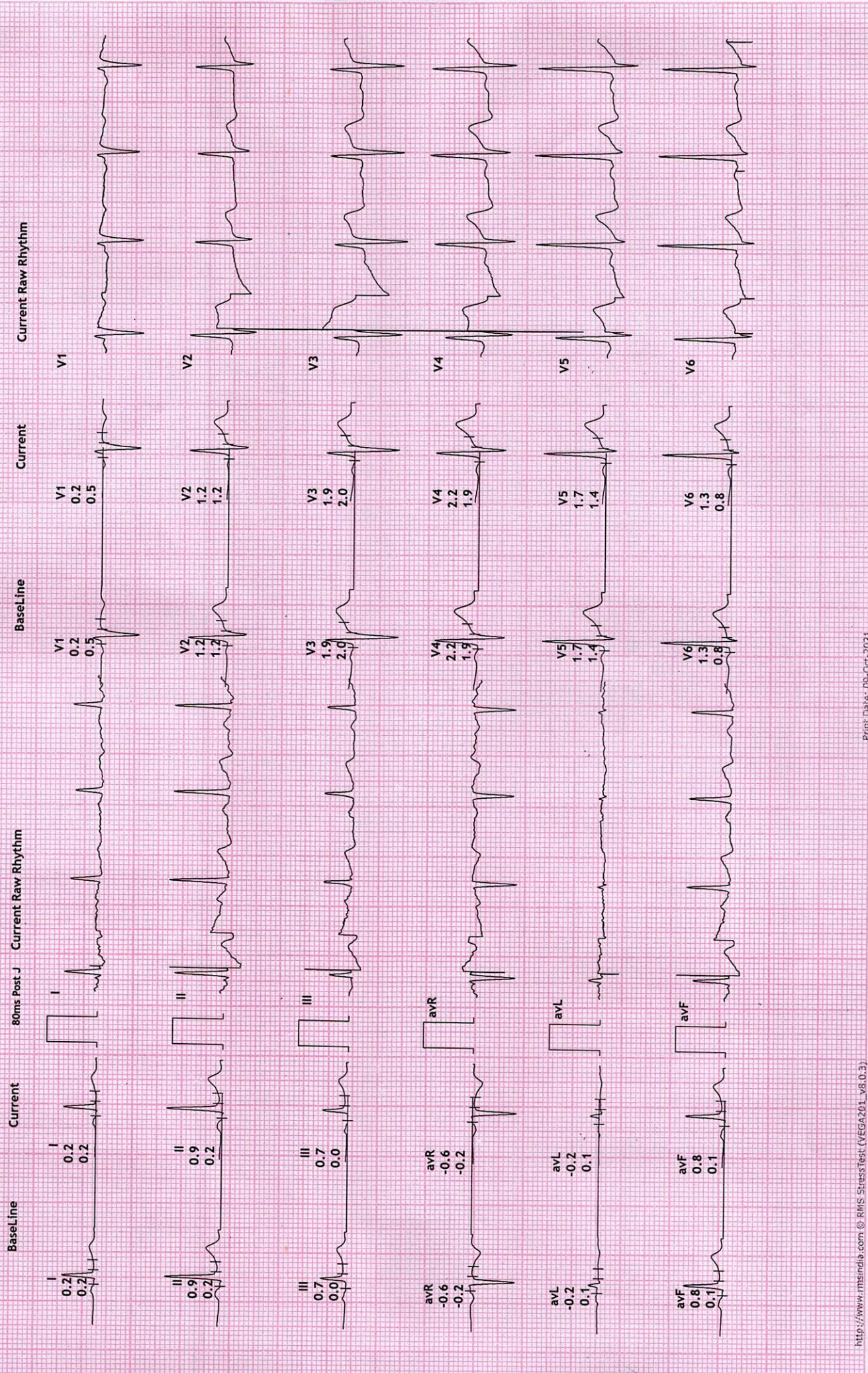
12 Lead + Comparison

HR: 32 bpm
 METS: 1.0
 BP: 130/90

MPHR: 17% of 185
 Speed: 0.0 kmph
 Grade: 0.0%

Raw ECG
 BRUCE
 (1.0-100)Hz

STANDING
 10.0 mm/mV
 25 mm/Sec.



REDIUS DIAGNOSTICS

4TH FLOOR, AQUA CORRIDOE, NEAR STAR BAZAR, ADAJAN- 395009, SURAT

2170/NIRAV B CHAPATWALA

35 Yrs/Male

89 Kg/182 Cms

Date: 09-Oct-2021 12:12:14 PM

12 Lead + Comparison

HR: 74 bpm

METS: 1.0

BP: 130/90

MPHR: 40% of 185

Speed: 0.0 kmph

Grade: 0.0%

Raw ECG

BRUCE

(1.0-100)Hz

Ex Time 01:01

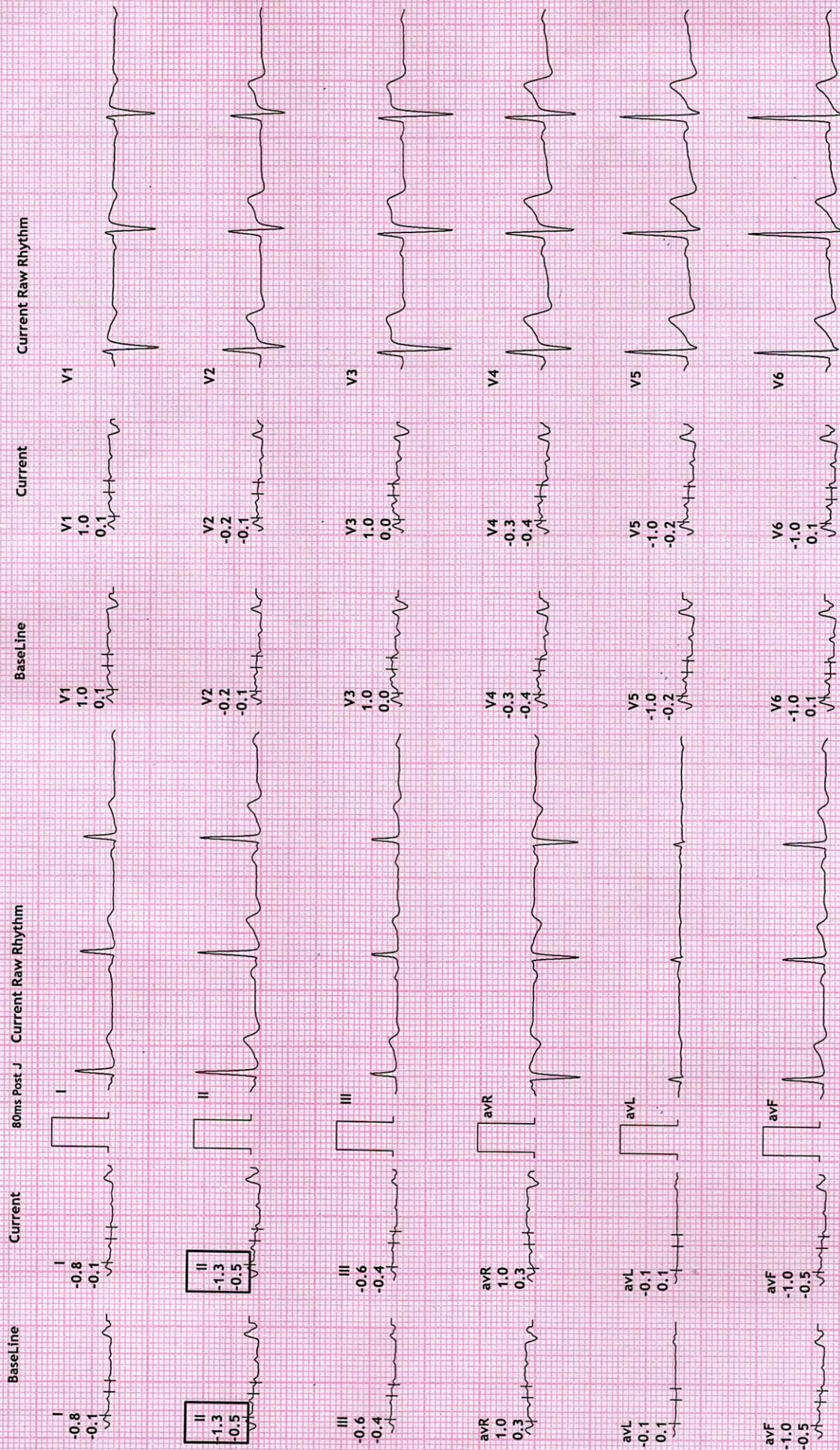
BLC :On

Notch :On

HV

10.0 mm/mV

25 mm/Sec.



REDIUS DIAGNOSTICS

4TH FLOOR, AQUA CORRIDOE, NEAR STAR BAZAR, ADAJAN- 395009, SURAT

2170/NIRAV B CHAPATWALA

35 Yrs/Male

89 Kg/182 Cms

Date: 09-Oct-2021 12:12:14 PM

HR: 79 bpm

METS: 1.0

BP: 130/90

MPHR: 42% of 185

Speed: 0.0 kmph

Grade: 0.0%

12 Lead + Comparison

Raw ECG

BRUCE

(1.0-100)Hz

Ex Time 00:00

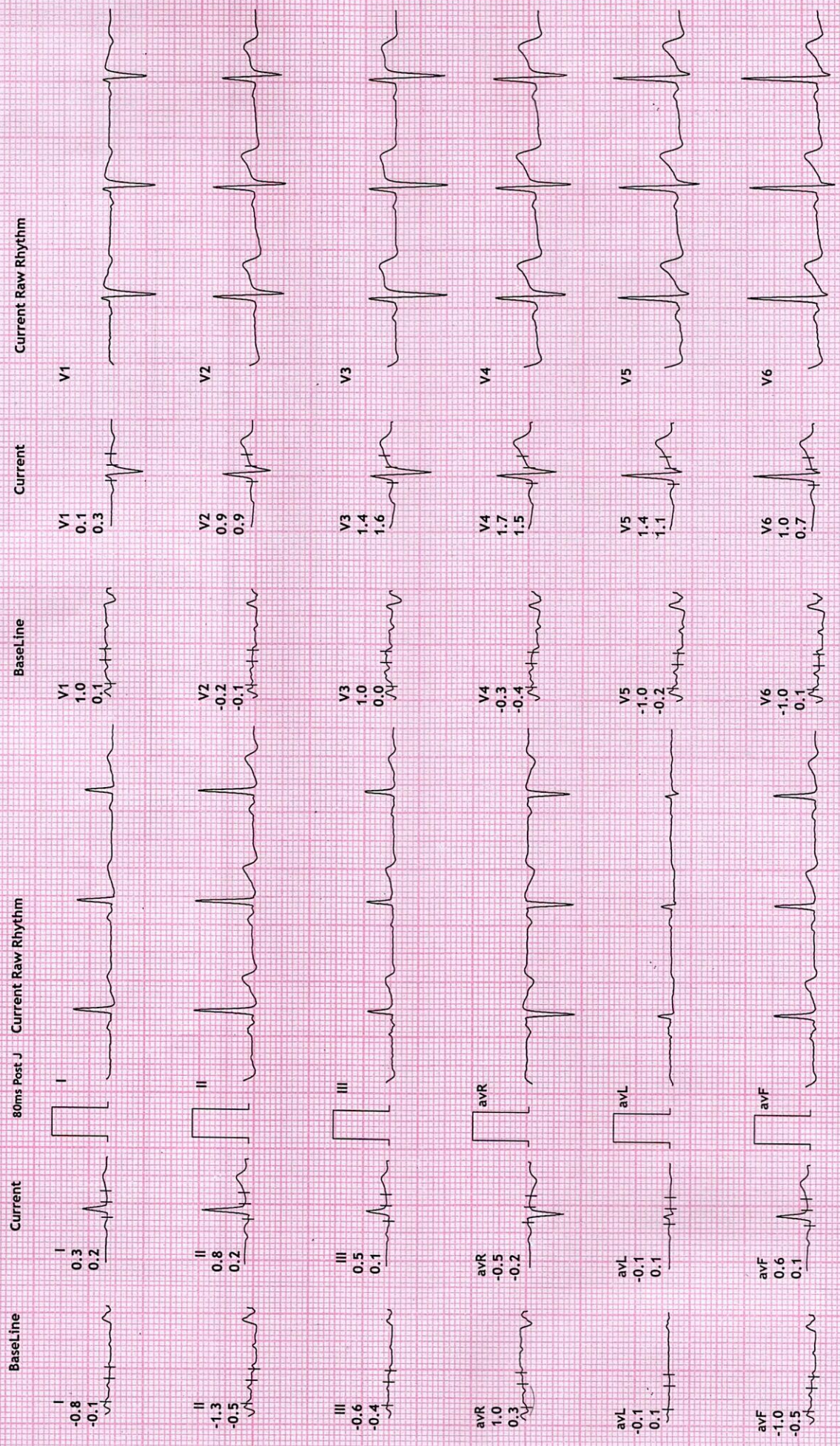
BLC :On

Notch :On

ExStrt

10.0 mm/mV

25 mm/Sec.



REDIUS DIAGNOSTICS
 4TH FLOOR, AQUA CORRIDOE, NEAR STAR BAZAR, ADAJAN- 395009, SURAT
 2170/NIRAV B CHAPATWALA
 35 Yrs/Male
 89 Kg/182 Cms

12 Lead + Comparison

MPHR: 59% of 185
 Speed: 2.7 kmph
 Grade: 10.0%

HR: 110 bpm
 METS: 4.6
 BP: 140/90

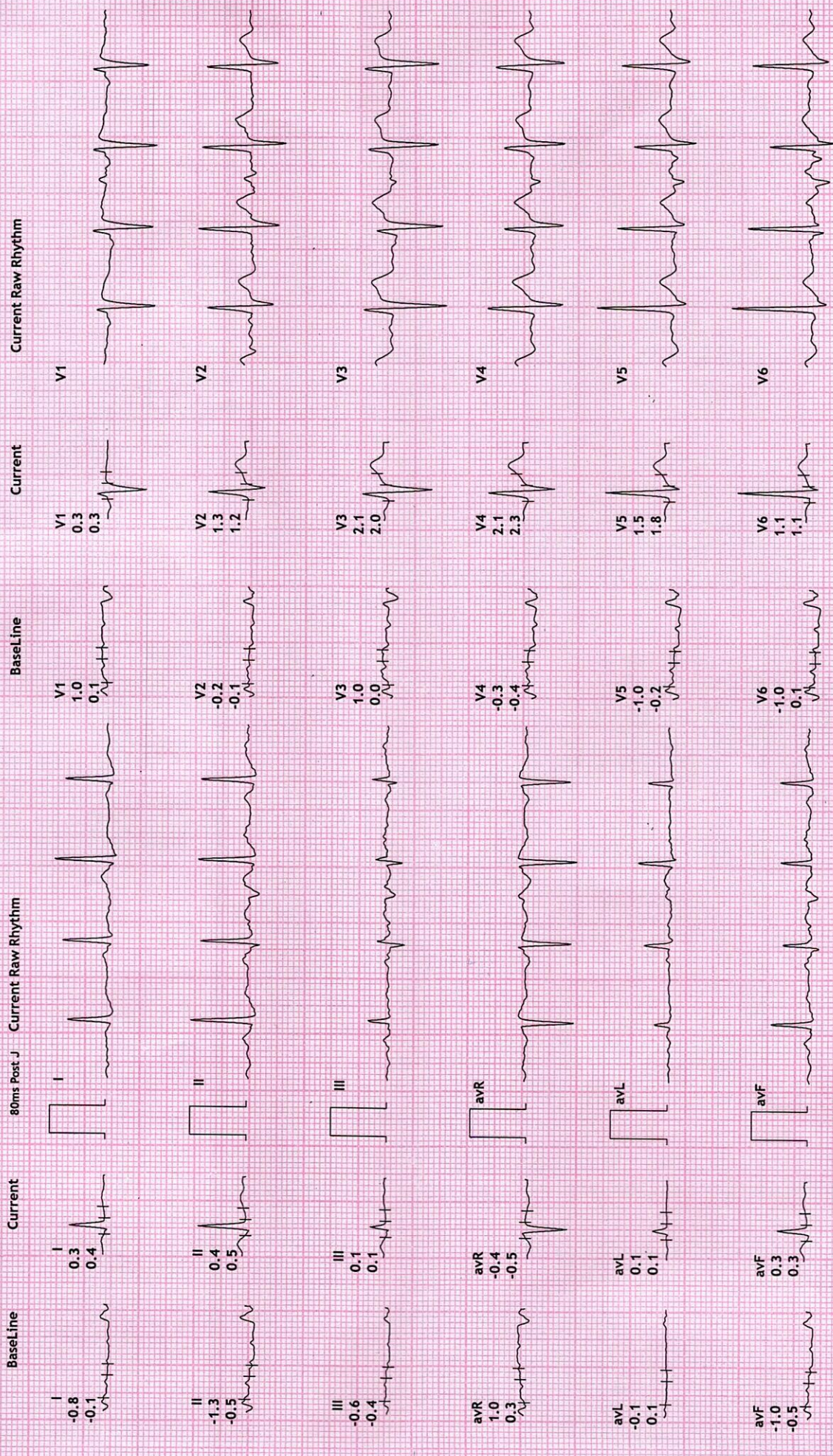
Raw ECG
 BRUCE
 (1.0-100)Hz

Ex Time 03:00
 BLC :On
 Notch :On

Stage 1 (03:00
 10.0 mm/mV
 25 mm/Sec.



Date: 09-Oct-2021 12:12:14 PM



REDIUS DIAGNOSTICS
 4TH FLOOR, AQUA CORRIDOE, NEAR STAR BAZAR, ADAJAN- 395009, SURAT
 2170/NIRAV B CHAPATWALA
 35 Yrs/Male
 89 Kg/182 Cms

Date: 09-Oct-2021 12:12:14 PM

12 Lead + Comparison

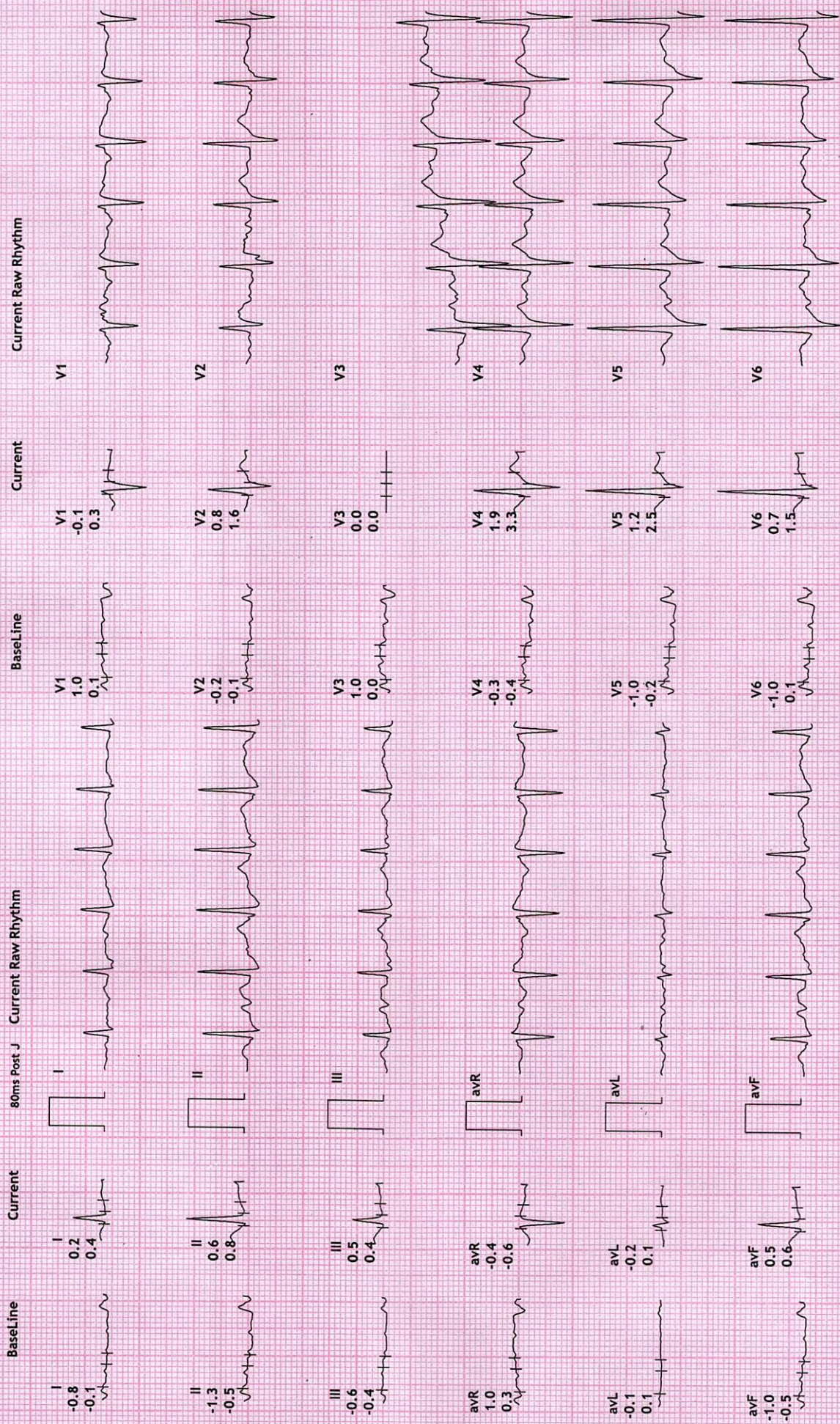
HR: 138 bpm
 METS: 7.0
 BP: 150/90

MPHR: 74% of 185
 Speed: 4.0 kmph
 Grade: 12.0%

Raw ECG
 BRUCE
 (1.0-100)Hz

Ex Time 06:00
 BLC :On
 Notch :On

Stage 2 (03:00
 10.0 mm/mV
 25 mm/Sec.



REDIUS DIAGNOSTICS
 4TH FLOOR, AQUA CORRIDOE, NEAR STAR BAZAR, ADAJAN- 395009, SURAT
 2170/NIRAV B CHAPATWALA
 35 Yrs/Male
 89 Kg/182 Cms

12 Lead + Comparison

MPHR: 87% of 185
 Speed: 5.5 kmph
 Grade: 14.0%

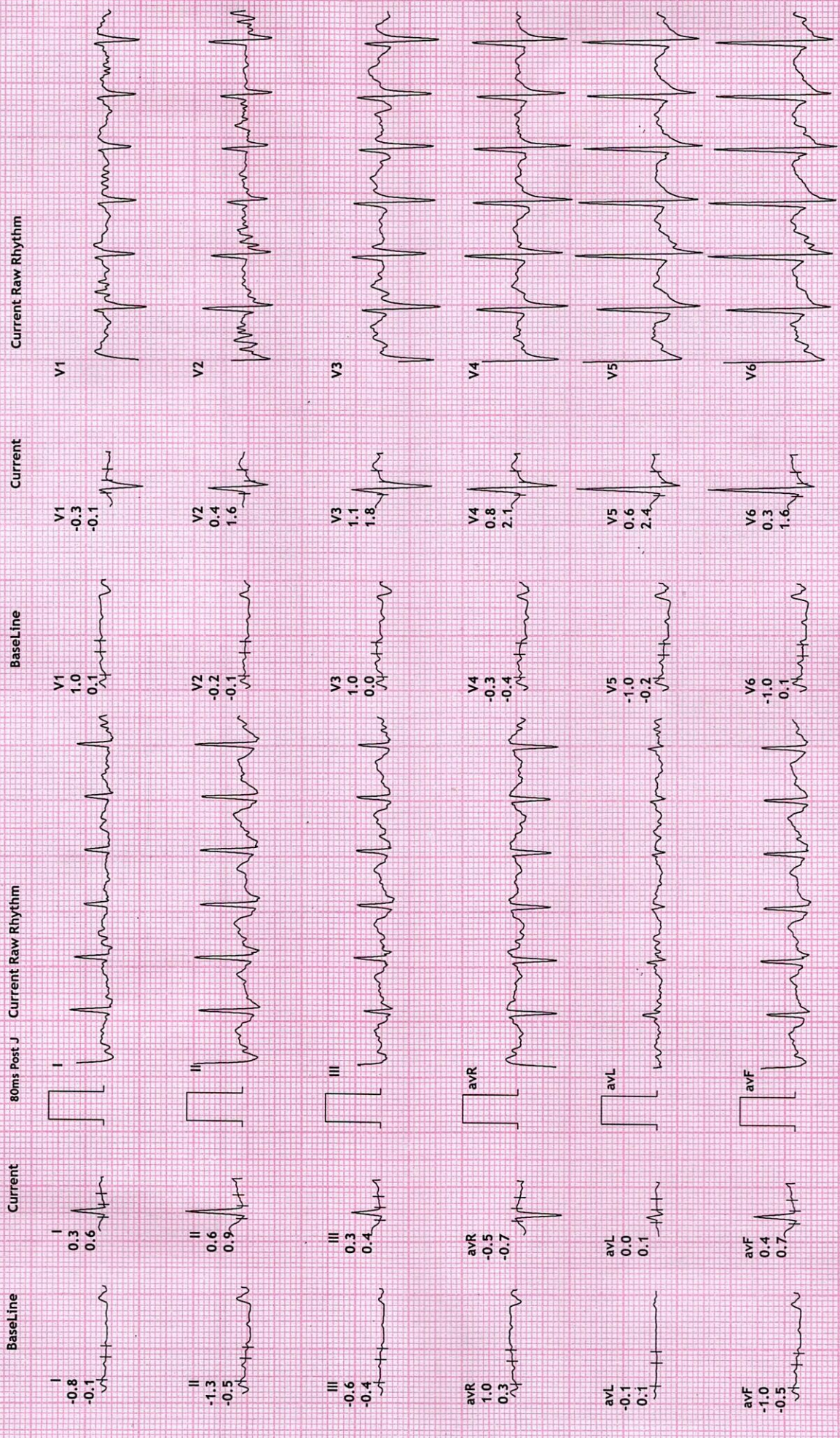
HR: 161 bpm
 METS: 7.4
 BP: 150/90

Raw ECG
 BRUCE
 (1.0-100)Hz

Ex Time 06:22
 BLC :On
 Notch :On

PeakEx
 10.0 mm/mV
 25 mm/Sec.

Date: 09-Oct-2021 12:12:14 PM



REDIUS DIAGNOSTICS
 4TH FLOOR, AQUA CORRIDOE, NEAR STAR BAZAR, ADAJAN- 395009, SURAT
 2170/NIRAV B CHAPATWALA
 35 Yrs/Male
 89 Kg/182 Cms

12 Lead + Comparison

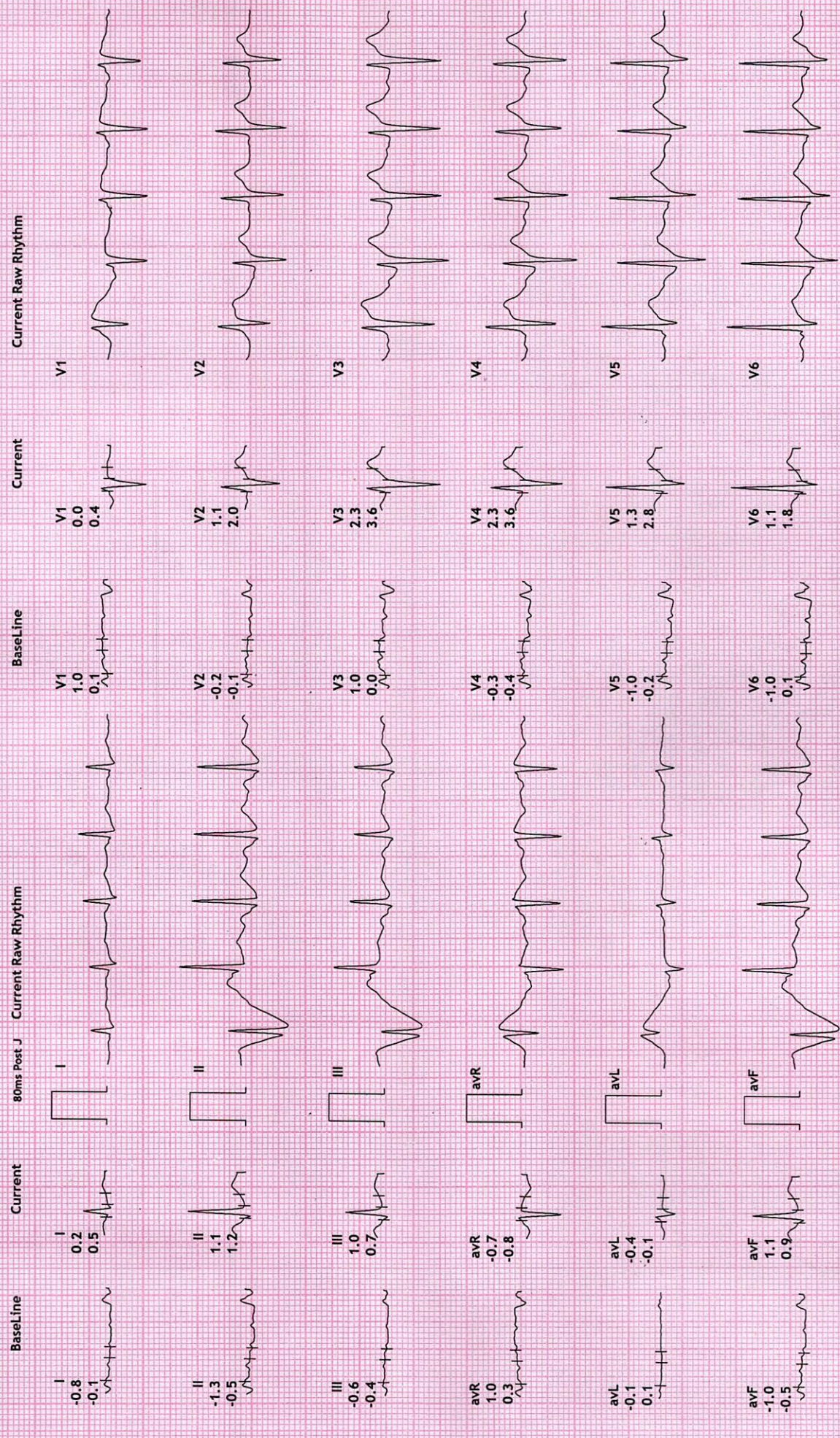
HR: 133 bpm
 METS: 1.0
 BP: 150/90
 AMPHR: 71% of 185
 Speed: 0.0 kmph
 Grade: 0.0%

Recovery : (01:00)
 10.0 mm/mV
 25 mm/Sec.

Ex Time 06:22
 BLC :On
 Notch :On

Raw ECG
 BRUCE
 (1.0-100)Hz

Date: 09-Oct-2021 12:12:14 PM



REDIUS DIAGNOSTICS

4TH FLOOR, AQUA CORRIDOE, NEAR STAR BAZAR, ADAJAN- 395009, SURAT

2170/NIRAV B CHAPATWALA
35 Yrs/Male
89 Kg/182 Cms

Date: 09-Oct-2021 12:12:14 PM

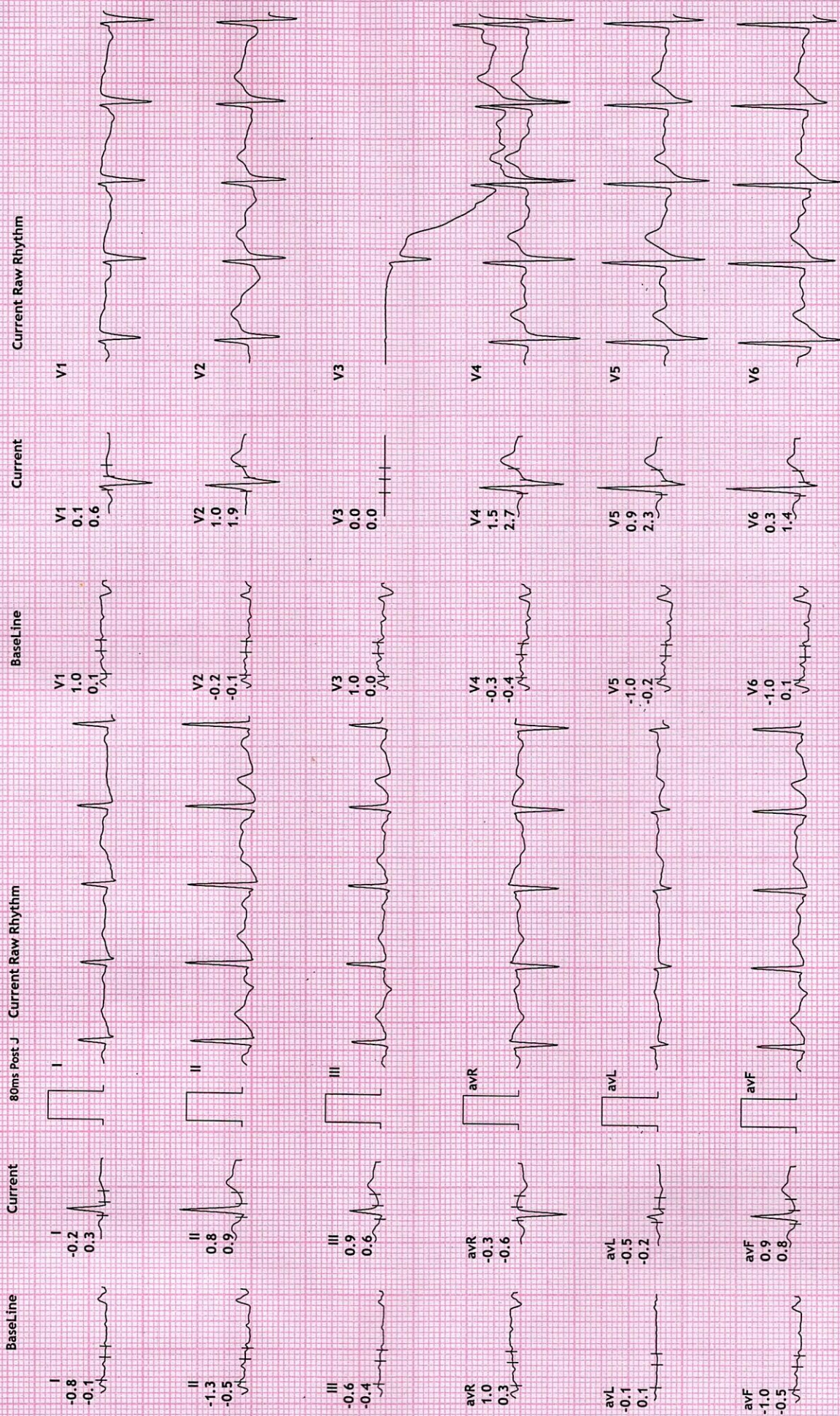
12 Lead + Comparison

HR: 105 bpm
MPHR: 56% of 185
METS: 1.0
Speed: 0.0 kmph
Grade: 0.0%

Raw ECG
BRUCE
(1.0-100)HZ

Ex Time 06:22
BLC :On
Notch :On

Recovery : (02:00)
10.0 mm/mV
25 mm/Sec.



REDIUS DIAGNOSTICS

4TH FLOOR, AQUA CORRIDOE, NEAR STAR BAZAR, ADAJAN- 395009, SURAT

2170/NIRAV B CHAPATWALA
 35 Yrs/Male
 89 Kg/182 Cms

Date: 09-Oct-2021 12:12:14 PM

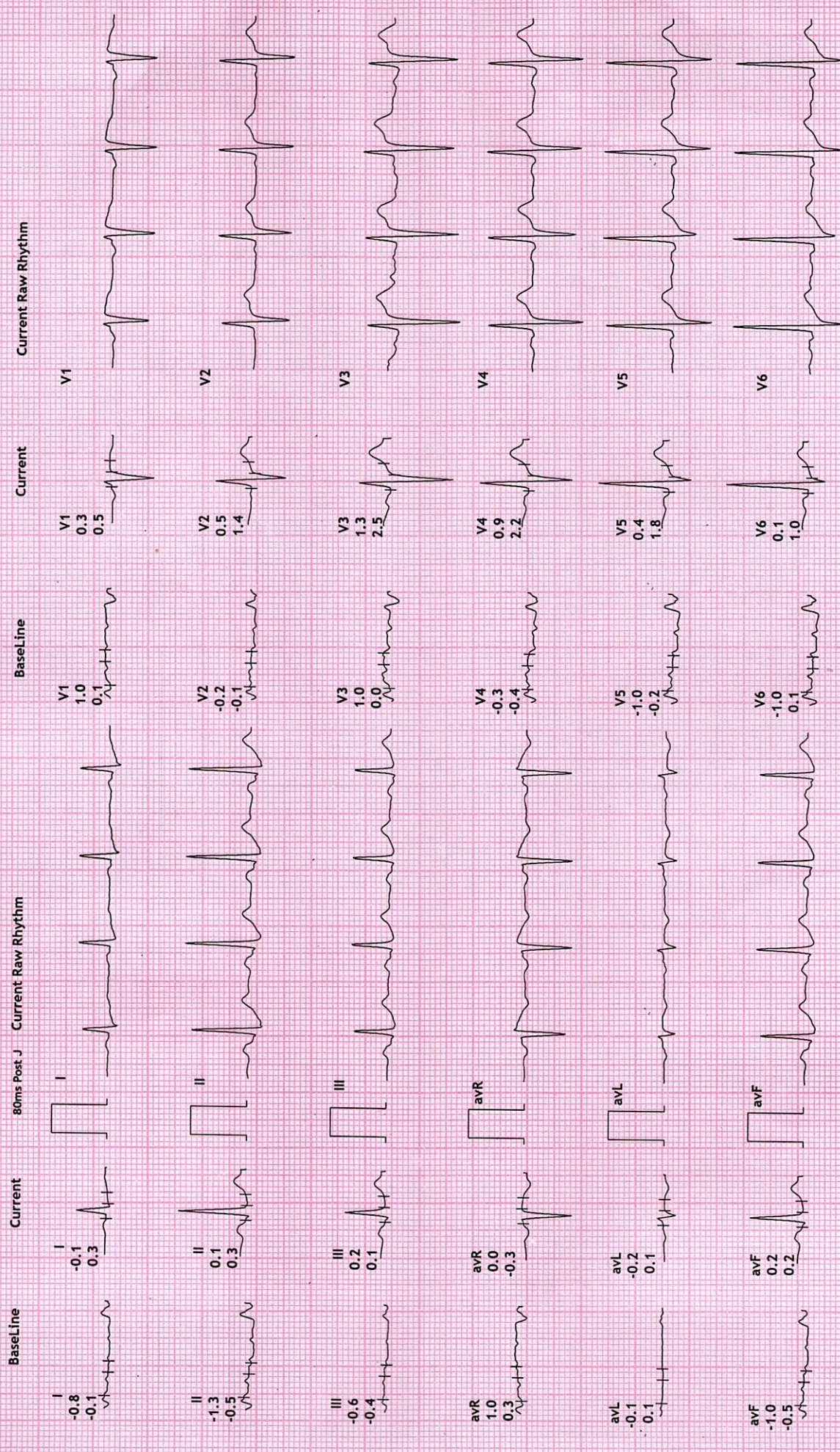
12 Lead + Comparison

HR: 95 bpm
 METS: 1.0
 BP: 140/90

Raw ECG
 BRUCE
 (1.0-100)Hz

Ex Time 06:22
 BLC :On
 Notch :On

Recovery : (03)
 10.0 mm/mV
 25 mm/Sec.





NAME	NIRAV CHAPATWALA	DATE	09-Oct-2021
REFERRED BY	MEDI WHEEL	AGE / SEX	35 YRS / M

Thanks for the reference

USG ABDOMEN

LIVER: is normal in size and shows homogeneous echotexture.

No evidence of intrahepatic biliary radicles dilatation / focal space occupying lesion.

The portal vein and common bile duct show normal caliber.

GALL BLADDER: is distended and shows smooth walls. Wall thickness is normal.

No evidence of sludge / calculus. No evidence of pericholecystic collection.

SPLEEN: Is normal in size and shows normal echo pattern.

PANCREAS: shows normal echo anatomy and its relationship with splenic vein is normal.

KIDNEYS: Both the kidneys are normal in size, shape and location and show normal cortico-medullary differentiation.

Right kidney measures- 9.6 x 4.9 cms.

Left kidney measures- 9.6 x 5.7 cms.

No evidence of hydronephrosis or calculus.

URINARY BLADDER: is distended with smooth walls.

No evidence of diverticulum or calculus.

PROSTATE: is normal in size and shows homogeneous echotexture.

No evidence of ascites / pleural effusion.

Fluid and gas filled bowel loops with normal wall thickness and peristalsis noted.

IMPRESSION:

No significant abdominal pathology noted...

Dr. Chirag K. Patel

MBBS, DMFD

DR. CHIRAG K. PATEL
RADIOLOGIST

4th Floor, Aqua Corridor,
Nr. Star Bazar, Hazira Main Road,
Adajan, Surat-395009.
Mo. 97266 726683

Laboratory Test Result are Subject to technical limitation and should be clinically correlate for final diagnosis

📍 4th Floor, Aqua Corridor, Hazira Road, Adajan Paal, Surat-395009.

📞 0261 2747788

✉️ revivaldiagnostics.surat@gmail.com

🌐 www.revivaldiagnostics.com

This medical report is not intended for medico-legal purposes.

R

NAME: NIRAV B CHAPATWALA
AGE: 35 YRS/MALE
REF BY: MEDI WHEEL



NAME	NIRAV B CHAPATWALA	REPORTING DATE	09/Oct/2021
REF BY	MEDI WHEEL	AGE / SEX	35YRS / M

CHEST RADIOGRAPH-PA VIEW

Hilar shadows are within normal limits.

Pulmonary vasculature appears normal.

Cardiac appears normal in size.

Both domesh of the diaphragm are smooth.

Both costophrenic recesses are clear.

Both lung fields appear normal.

Visualized bones and soft tissue shadows appear normal.

IMPRESSION:

NORMAL STUDY

DR. CHIRAG K PATEL
RADIOLOGIST

Laboratory Test Result are Subject to technical limitation and should be clinically correlate for final diagnosis

📍 4th Floor, Aqua Corridor, Hazira Road, Adajan Paal, Surat-395009.

☎ 0261 2747788

✉ revivaldiagnostics.surat@gmail.com

🌐 www.revivaldiagnostics.com

This medical report is not intended for medico-legal purposes.