



# Patho Treat

DIAGNOSTIC CENTRE & POLYCLINIC

TEST REPORT

Regd. Off : 75, Dum Dum Road, Kolkata - 700 074

Phone No.: (033) 2560 3641 / 3642, (033) 6526 0026, (Infront of Motijheel College of Commerce)

Associate Code : D1

Received On : 14/08/2021

Patient's Name : MR SANDIP SARKAR

Reported On : 16/08/2021

ID Number : 10279/H-782

Age/Sex : 47Y/MALE

Referred By : SELF

Sample Source :

ClinicPro/debjan

Page 1 of 1

## ULTRASONOGRAPHY OF WHOLE ABDOMEN

### LIVER

It is enlarged 14.0 cm in size. Parenchymal echotexture is raised. No focal parenchymal lesion is seen. Intrahepatic biliary radicles not dilated.

### PORTA

PV : Normal in diameter with echofree lumen. PV measures 0.7 cm.

CD : Normal in caliber. No calculus is seen upto tracable part. CD measures 0.3 cm.

### GALL BLADDER

Gall bladder is normally distended with normal wall thickness. No intraluminal calculus is noted.

### PANCREAS

Normal in size, shape & outline. No focal S.O.L. or calcification noted. Main pancreatic duct – not dilated.

### SPLEEN

Spleen is normal in size (8.7cm). Parenchymal echotexture is normal. Splenic vein at its hilum is not dilated.

### KIDNEY

Both kidneys are normal in size (Rt. Kidney 8.3 cm & Lt. Kidney 10.3 cm), shape and outline. Cortical echogenicity appears normal on both sides. Central echocomplexes are normal. Corticomedullary differentiation is maintained. No evidence of stone, hydronephrosis or any mass lesion seen on either side.

  
DR. S. PAL  
M.B.B.S.(KOL),  
APUSC-CBET(WBUHS)  
CONSULTANT SONOLOGIST

DR. V. J. VIMAL  
MD,DMRD  
CONSULTANT RADIOLOGIST

Checked by.....

# Patho Treat

TEST REPORT

DIAGNOSTIC CENTRE & POLYCLINIC

Regd. Off : 75, Dum Dum Road, Kolkata - 700 074

Phone No.: (033) 2560 3641 / 3642, (033) 6526 0026, (Infront of Motijheel College of Commerce)

## URETERS

Not visualized hence not dilated.

## URINARY BLADDER

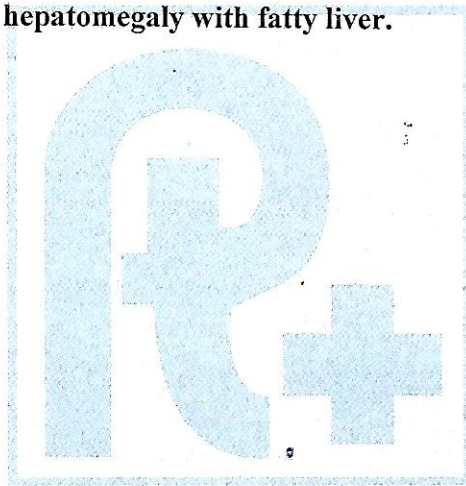
Urinary bladder is well distended and normal in wall thickness. No intraluminal pathology or intramural mass lesion seen.

## PROSTATE

Prostate is normal in size, shape and echotexture. Capsule is intact. No sizeable mass lesion is seen. Both seminal vesicles appear normal. Prostate measures 2.7 x 3.2 x 3.3 cm. Weight 15 gms.

## IMPRESSION

:Mild hepatomegaly with fatty liver.



  
**DR. S. PAL**  
M.B.B.S.(KOL),  
APUSC-CBET(WBUHS)  
CONSULTANT SONOLOGIST

**DR. V. J. VIMAL**  
MD,DMRD  
CONSULTANT RADIOLOGIST

Checked by.....



LETTER OF APPROVAL / RECOMMENDATION

To,

The Coordinator,  
Mediwheel (Arcofemi Healthcare Limited)  
Helpline number: 011- 41195959

Dear Sir / Madam,

**Sub: Annual Health Checkup for the employees of Bank of Baroda**

This is to inform you that the following employee wishes to avail the facility of Cashless Annual Health Checkup provided by you in terms of our agreement.

PARTICULARS	EMPLOYEE DETAILS
NAME	MR. SARKAR SANDIP
EC NO.	168676
DESIGNATION	SINGLE WINDOW OPERATOR B
PLACE OF WORK	KOLKATA,PARK STREET_VB
BIRTHDATE	04-01-1974
PROPOSED DATE OF HEALTH CHECKUP	14-08-2021
BOOKING REFERENCE NO.	21S168676100002016E

This letter of approval / recommendation is valid if submitted along with copy of the Bank of Baroda employee id card. This approval is valid from **11-08-2021** till **31-03-2022** The list of medical tests to be conducted is provided in the annexure to this letter. Please note that the said health checkup is a **cashless facility** as per our tie up arrangement. We request you to attend to the health checkup requirement of our employee and accord your top priority and best resources in this regard. The EC Number and the booking reference number as given in the above table shall be mentioned in the invoice, invariably.

We solicit your co-operation in this regard.


Yours faithfully,

Sd/-

Chief General Manager  
HRM Department  
Bank of Baroda

(Note: This is a computer generated letter. No Signature required. For any clarification, please contact Mediwheel (Arcofemi Healthcare Limited))

Paatho Treat Diagnostic Centre  
& Poly Clinic  
75 Dum Dum Road, Kol-700074  
Phone No. - (033) 2560 3641



**SGT SANDIP SARKAR**



DOB : 04 Jan 1974

DOM : 19 Jul 2019

*Sandip*

**KL 0000 0125 9861**

AIR FORCE


Orve

GENERAL



Pa. tho Treat Diagnostic Centre  
& Poly Clinic  
75 Dum Dum Road, Kol-700074  
Phone No. - (033) 2560 3641

*Sandip*



# Patho Treat

TEST REPORT

DIAGNOSTIC CENTRE & POLYCLINIC

Regd. Off : 75, Dum Dum Road, Kolkata - 700 076  
Phone No. (033) 2560 3641 / 3642, (033) 6526 0026, (Infront of Motijheel College of Commerce)  
ID NO: B08708  
PT.NAME= MR SANDIP SARKAR  
SEX: M AGE: 47 YRS

DATE OF RECEIPT: 14.08.2021

DATE OF REPORT: 14.08.2021

Reference By: BANK OF BARODA

TEST	RESULT & UNIT	NORMAL RANGE
HAEMOGLOBIN (Cyanmethmaglobin Method)	14.12 gm %	Male :- ( 13 - 18 ) Female :- ( 11.5 - 16.5 )
Total R.B.C	4.22 Million / cmm	3.5 - 6.5 Million / cmm
Total W.B.C	5700 / cmm	( 4000 - 11000 ) / cmm
Platelets Count	2.10 lac / cmm	( 1.5 - 4.0 ) lac / cmm

### Differential Count W.B.C

TEST	RESULT & UNIT	NORMAL RANGE
Neutrophils	62%	( 40 - 80 ) %
Lymphocytes	33%	( 20 - 40 ) %
Eosinophils	03 %	( 2 - 10 ) %
Monocytes	02 %	( 1 - 6 ) %
Basophils	00 %	( 0 - 2 ) %

### Haemogram

TEST	RESULT & UNIT	NORMAL RANGE
PCV	42%	( 38 - 54 ) %
MCV	83Um3	( 77 - 93 ) Um3
MCH	29g %	( 26 - 32 ) g %
MCHC	32.5 %	( 27 - 35 ) %

Morphology of RBC : Normocytic, Normochromic.

ESR(Westergern Method): 1<sup>st</sup> Hour-24/mm ( MALE : 0 -14 FEMALE : 0-20 )

DR.SUMANA MAJUMDAR  
M.B.B.S.,MD  
(PATHOLOGIST)





# Patho Treat

TEST REPORT

DIAGNOSTIC CENTRE & POLYCLINIC

Regd. Off : 75, Dum Dum Road, Kolkata - 700 074

Phone No.: (033) 2560 3641 / 3642, (033) 6526 0026, (Infront of Motijheel College of Commerce)

ID NO: B/08/09

PT.NAME= MR SANDIP SARKAR

SEX: M AGE: 47 YRS

DATE OF RECEIPT: 14.08.2021

DATE OF REPORT: 14.08.2021

Reference By: BANK OF BARODA

## EXAMINATION ON BLOOD

### INVESTIGATION

### RESULT & UNIT

PSA  
( Prostate Specific Antigen )

2.6 ng / mL

### NORMAL RANGE

LESS THAN : - 4.5 ng / mL

BORDER LINE : - 10.00 ng / mL

DR.SUMANA MAJUMDAR  
M.B.B.S.,MD  
(PATHOLOGIST)



# Patho Treat

DIAGNOSTIC CENTRE & POLYCLINIC

TEST REPORT

Regd. Off : 75, Dum Dum Road, Kolkata - 700 074

Phone No.: (033) 2560 3641 / 3642, (033) 6526 0026, (Infront of Motilal College of Commerce)

PT.NAME= MR SANDIP SARKAR  
SEX: M AGE: 47 YRS

DATE OF REPORT: 14.08.2021

Reference By: BANK OF BARODA

## REPORT ON THE BIO – CHEMICAL EXAMINATION

<u>TEST</u>	<u>RESULT</u>	<u>UNIT</u>	<u>NORMAL VALUE</u>
BILIRUBIN TOTAL	0.52	mg /dL	( Upto 1.00 )
Bilirubin Conjugated	0.20	mg /dL	( Upto 0.25 )
Bilirubin Unconjugated	0.32	mg /dL	( Upto 0.75 )
SGOT/AST	24.00	U/L	( Male : 10 -35 Female : 10 – 31)
SGPT/ALT	31.00	U/L	( 9.00 - 43.00 )
TOTAL PROTEIN	7.82	g/dL	( 6.00 - 8.50 )
ALBUMIN	4.52	gm/dL	( 3.5 – 5.2 )
GLOBULIN :	3.3	gm/dL	( 2.3 – 3.6 )
A G Ratio :	1.3:1		
GAMA GT ( G . G . T )	34.5	IU/L	( 7.00 - 52.00 )
ALKALINE PHOSPHATSE	112.0	IU/L	<i>Upto 5Yrs. F: 48-406, M: 75-389 5-10 Yrs.F: 96-332, M: 93-362 11- 15 Yrs. F: 52-162, M:74-390 16- 19 Yrs.F: 47-119, M:52-171 Adult – F: 35-141, M: 40-129</i>
AST/ALT RATIO	1.29:1		

DR.SUMANA MAJUMDAR  
M.B.B.S.,MD (PATHOLOGIST)



Regd. Off : 75, Dum Dum Road, Kolkata - 700 074  
Phone No.: (033) 2560 3641 / 3642, (033) 6526 0026, (Infront of Motijheel College of Commerce)

ID NO: B/08/08  
PT.NAME= MR SANDIP SARKAR  
SEX: M AGE: 47 YRS

DATE OF RECEIPT: 14.08.2021

DATE OF REPORT: 14.08.2021

Reference By: BANK OF BARODA

### PHYSICAL EXAMINATION

Quantity	40 ml
Colour	pale straw
Appearance	clear
Sediment	Nil
Sp. Gravity	1.015

### CHEMICAL EXAMINATION

Reaction	Acidic
Albumin	Nil
Proteins	Nil
Sugar	Nil
Acetone	Negative
Bile Salt	Negative
Bile Pigment	Negative
Phosphates	Nil
Chyle	-----
Occult Blood	Negative
Urobilinogen	-----
Bence-Jones	-----

### MICROSCOPIC EXAMINATION

Unorganised Examination	
Crystals	Not Found
Organised Constituents	

Not Found

#### CASTS

Cellular(Pus Cell)	Not Found
Hyaline	Not Found
Granular	Not Found
Fatty	Not Found
Others	Not Found

#### CELLS

Epithelial Cells	( 3 - 4 / HPF )
Pus Cells	( 0 - 1 /HPF )
R.B.C.	Not Found
Others	Nil
Bacteria	Not Found

DR.SUMANA MAJUMDAR  
M.B.B.S.,MD  
(PATHOLOGIST)





# Patho Treat

DIAGNOSTIC CENTRE & POLYCLINIC

TEST REPORT

Regd. Off : 75, Dum Dum Road, Kolkata - 700 074  
Phone No.: (033) 2560 3641 / 3642, (033) 6526 0026, (Infront of Motijheel College of Commerce)

ID NO: B/08/08  
PT.NAME= MR SANDIP SARKAR  
SEX: M AGE: 47 YRS

DATE OF RECEIPT: 14.08.2021

DATE OF REPORT: 14.08.2021

Reference By: BANK OF BARODA

## REPORT ON THE BIO - CHEMICAL EXAMINATION

---

<u>TEST</u>	<u>RESULT</u>	<u>UNIT</u>	<u>NORMAL VALUE</u>
SUGAR ( F )	80	mg / dl	( 70 - 110 )
SUGAR ( PP )	92	mg / dl	( 110 - 140 )
CREATININE	0.97	mg / dL	( 0.70 - 1.20 )
URIC - ACID	5.7	mg/dL	( Male - 3.4 - 7.0 Female - 2.4 - 5.7 )
BUN	12.7	mg/dL	( 5 - 23 )
BUN/CREATININE	13.0/1		

DR.SUMANA MAJUMDAR  
M.B.B.S.,MD  
(PATHOLOGIST)



# Patho Treat

TEST REPORT

DIAGNOSTIC CENTRE & POLYCLINIC

Regd. Off : 75, Dum Dum Road, Kolkata - 700 074

Phone No.: (033) 2560 3641 / 3642, (033) 6526 0026, (Infront of Motijheel College of Commerce)

DATE OF RECEIPT: 14.08.2021

ID NO: B/08/08

PT.NAME= MR SANDIP SARKAR

DATE OF REPORT: 14.08.2021

SEX: M AGE: 47 YRS

Reference By: BANK OF BARODA

## REPORT ON THE BIO – CHEMICAL EXAMINATION

<u>TEST</u>	<u>RESULT</u>	<u>UNIT</u>	<u>NORMAL VALUE</u>
TRIGLYCERIDES	105.00	mg / dL	( 65.00 – 170.00 )
HDL - CHOLESTEROL	42.00	mg / dL	( 30 . 00 – 55 . 00 )
LDL - CHOLESTEROL ( By Enzyaatic Method at 370C )	119.00	mg / dL	( Upto 150.00 )
VLDL	21	mg / dL	( 16 . 00 - 40 . 00 )
CHOLESTEROL - TOTAL	182.00	mg / dL	( 150 . 00 – 250 . 00 )
LDL/HDL	2.8:1		
CHOLESTEROL TOTAL/HDL	4.3:1		

DR.SUMANA MAJUMDAR  
M.B.B.S.,MD(PATHOLOGIST)



# Patho Treat

TEST REPORT

ID NO: B/08/08

DATE OF RECEIPT: 14.08.2021

DIAGNOSTIC CENTRE & POLYCLINIC

PT.NAME= MR SANDIP SARKAR

DATE OF REPORT: 14.08.2021

SEX: F AGE: 47 YRS Regd. Off : 75, Dum Dum Road, Kolkata - 700 074

Phone No.: (033) 2560 3641 / 3642, (033) 6526 0026, (Infront of Motijheel College of Commerce)

Reference By: BANK OF BARODA

## REPORT ON THE EXAMINATION OF STOOL

### Physical Examination

Colour : Brownish

Consistency : Semi Liquid

Blood : Not Found

Mucus : Present

Parasite : Not Found

### Chemical Examination

Reaction : Acidic

Occult Blood : Acidic

PH : \*\*

Reducing Substance : \*\*

### Microscopical Examination

Vegetable Cell : Present Few .

Starch : Not Found .

Epithelial Cell : Not Found .

Pus Cells : 1-2/ H.P.F .

R . B . C : Not Found .

Helminthic Ova : Not Found .

Protozoal Cysts : Not Found .

Trophozoite : Not Found .

Larva : Not Found .

Fat Droplets : Not Found .

Macrophage Cells : Not Found .


Crystal : Not Found .

Micro Organisms : ( + ) .

Others : Not Found .

DR.SUMANA MAJUMDAR  
M.B.B.S.,MD(PATHOLOGIST)





# Patho Treat

DIAGNOSTIC CENTRE & POLYCLINIC

TEST REPORT

Regd. Off : 75, Dum Dum Road, Kolkata - 700 074

Phone No.: (033) 2560 3641 / 3642, (033) 6526 0026, (Infront of Motijheel College of Commerce)

ID NO: B/08/08

PT.NAME= MR SANDIP SARKAR

SEX: F AGE: 47 YRS

DATE OF RECEIPT: 14.08.2021

DATE OF REPORT: 14.08.2021

Reference By: BANK OF BARODA

<u>TEST</u>	<u>RESULT</u>	<u>VALUE RANGE</u>
COTININE TEST	POSITIVE	(<200 ng / ml)

*METHOD : - Qualitative Immunochromatographic Assay*

*SAMPLE : - URINE*

DR.SUMANA MAJUMDAR  
M.B.B.S.,MD  
(PATHOLOGIST)



# Patho Treat

DIAGNOSTIC CENTRE & POLYCLINIC

TEST REPORT

Regd. Off : 75, Dum Dum Road, Kolkata - 700 074  
Phone No. : (033) 2560 3641 / 3642, (033) 6526 0026, (Infront of Motijheel College of Commerce)  
ID NO: B/08/08

DATE OF RECEIPT: 14.08.2021

PT.NAME= MR SANDIP SARKAR  
SEX: F AGE: 47 YRS

DATE OF REPORT: 14.08.2021

Reference By: BANK OF BARODA

## REPORT ON EXAMINATION OF BLOOD

### INVESTIGATION

### RESULT & UNIT

GLYCOSYLATED HB%  
(HBA1C)

4.24%

### REFERENCE RANGE : -

Below 6.0 % ----- Normal Value  
6.0 % - 7.0 % ----- Good Control  
7.0 % - 8.0 % ----- Fair Control  
8.0 % - 10.0 % ----- Unsatisfactory Control  
Above 10.0 % ----- Poor Control

DR.SUMANA MAJUMDAR  
M.B.B.S.,MD  
(PATHOLOGIST)



# Patho Treat

TEST REPORT

DIAGNOSTIC CENTRE & POLYCLINIC

Regd. Off : 75, Dum Dum Road, Kolkata - 700 074

Phone No.: (033) 2560 3641 / 3642, (033) 6526 0026, (In front of Motilal College of Commerce)

ID NO: B/08/08

PT.NAME= MR SANDIP SARKAR

DATE OF REPORT: 14.08.2021

SEX: F AGE: 47 YRS

Reference By: BANK OF BARODA

<u>INVESTIGATION</u>	<u>RESULT / UNIT</u>	<u>REFERENCE VALUE</u>
TOTAL TRI-iodothyronin (T3)	142ng/dl	( 60 – 181 )
TOTAL THYROXINE (T4)	7.16ng/dl	( 4.5 – 10.9 )
THYROID STIMULATING HORMONE	3.52 nl/ml	( 0.35 – 5.5 )

DR.SUMANA MAJUMDAR  
M.B.B.S.,MD  
(PATHOLOGIST)





# Patho Treat

DIAGNOSTIC CENTRE & POLYCLINIC

TEST REPORT

Regd. Off : 75, Dum Dum Road, Kolkata - 700 074  
Phone No.: (033) 2560 3641 / 3642, (033) 6526 0026, (Infront of Motijheel College of Commerce)

ID NO: B/08/08  
PT.NAME= MR SANDIP SARKAR  
SEX: F AGE: 47 YRS

DATE OF RECEIPT: 14.08.2021

DATE OF REPORT: 14.08.2021

Reference By: BANK OF BARODA

## HEMATOLOGY

<u>TEST</u>		<u>RESULT</u>
"ABO" GROUPING	:	"O"
Rh (D) FACTOR	:	POSITIVE

DR.SUMANA MAJUMDAR  
M.B.B.S.,MD  
(PATHOLOGIST)

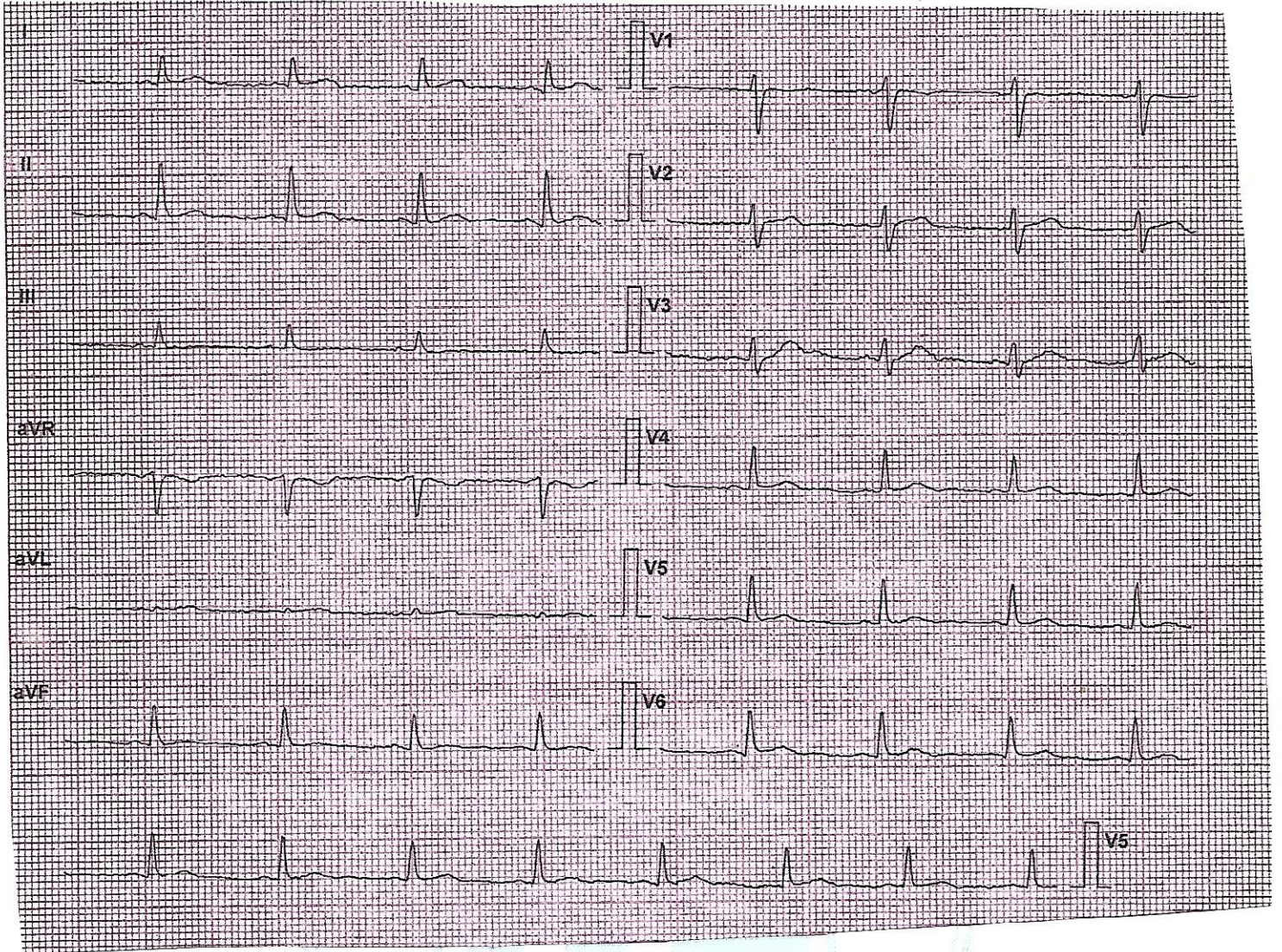




# Patho Treat

DIAGNOSTIC CENTRE & POLYCLINIC

TEST REPORT



Sandip Sarkar  
47 / male.  
ref by B.O.B.  
14/8/21

H/R - 77 bpm  
Rhythm Sinus  
S2 ———  
mmmm a

Dr. Uday Sankar Das  
MBBS (Hons), MD (Med),  
DM (Cardio), DNB (Cardio)  
Reg. No. - 64909 (WBMC)





# Patho Treat

DIAGNOSTIC CENTRE & POLYCLINIC

TEST REPORT

Regd. Off : 75, Dum Dum Road, Kolkata - 700 074

Phone No.: (033) 2560 3641 / 3642, (033) 6526 0026, (Infront of Mother's College of Commerce)

ID NO: B/08/08

PT.NAME= MR SANDIP SARKAR

DATE OF REPORT: 14.08.2021

SEX: F AGE: 47 YRS

Reference By: BANK OF BARODA

## DIGITAL X-RAY CHEST PA VIEW

- **Prominent broncho vascular marking is seen in bilateral lung fields.**
- Domes of diaphragms are smooth and regular.
- Costophrenic angles are clear.
- Cardiac shadow is normal.
- Mediastinum is central.
- Both hila are normal in position and density.
- Bony thorax shows no abnormality.

## IMPRESSION

**Prominent broncho vascular marking is seen in bilateral lung fields**

DR.VIMLESH JI VIMAL  
M.B.B.S.,MD,  
DMRD (Radiologist)