

Patient Name : Mr.JANGAM MALLIKARJUN	Collected : 03/Sep/2024 09:36AM
Age/Gender : 37 Y 3 M 19 D/M	Received : 03/Sep/2024 11:53AM
UHID/MR No : CCHA.0000181929	Reported : 03/Sep/2024 12:37PM
Visit ID : CCHAOPV343205	Status : Final Report
Ref Doctor : Self	Sponsor Name : ARCOFEMI HEALTHCARE LIMITED
Emp/Auth/TPA ID : 9920144559	

DEPARTMENT OF HAEMATOLOGY

ARCOFEMI - MEDIWHEEL - PMC PACK H - PAN INDIA - FY2324

Test Name	Result	Unit	Bio. Ref. Interval	Method
HEMOGRAM , WHOLE BLOOD EDTA				
HAEMOGLOBIN	15.8	g/dL	13-17	Spectrophotometer
PCV	45.40	%	40-50	Electronic pulse & Calculation
RBC COUNT	4.82	Million/cu.mm	4.5-5.5	Electrical Impedence
MCV	94.2	fL	83-101	Calculated
MCH	32.8	pg	27-32	Calculated
MCHC	34.8	g/dL	31.5-34.5	Calculated
R.D.W	13.6	%	11.6-14	Calculated
TOTAL LEUCOCYTE COUNT (TLC)	7,210	cells/cu.mm	4000-10000	Electrical Impedence
DIFFERENTIAL LEUCOCYTIC COUNT (DLC)				
NEUTROPHILS	49	%	40-80	Flow cytometry
LYMPHOCYTES	40	%	20-40	Flow cytometry
EOSINOPHILS	3	%	1-6	Flow cytometry
MONOCYTES	8	%	2-10	Flow cytometry
BASOPHILS	0	%	0-2	Flow cytometry
ABSOLUTE LEUCOCYTE COUNT				
NEUTROPHILS	3532.9	Cells/cu.mm	2000-7000	Calculated
LYMPHOCYTES	2884	Cells/cu.mm	1000-3000	Calculated
EOSINOPHILS	216.3	Cells/cu.mm	20-500	Calculated
MONOCYTES	576.8	Cells/cu.mm	200-1000	Calculated
Neutrophil lymphocyte ratio (NLR)	1.23		0.78- 3.53	Calculated
PLATELET COUNT	300000	cells/cu.mm	150000-410000	Electrical impedence
ERYTHROCYTE SEDIMENTATION RATE (ESR)	2	mm at the end of 1 hour	0-15	Modified Westergren
PERIPHERAL SMEAR				
RBC NORMOCYTIC NORMOCHROMIC				
WBC WITHIN NORMAL LIMITS				
PLATELETS ARE ADEQUATE ON SMEAR				
NO HEMOPARASITES SEEN				
IMPRESSION: NORMOCYTIC NORMOCHROMIC BLOOD PICTURE				



Dr. R. SHALINI
M.B.B.S, M.D (Pathology)
Consultant Pathologist

SIN No: CCR240900232



This test has been performed at Apollo Health & Lifestyle Ltd, Global Reference Laboratory, Hyderabad

Regd. Office: 1-10-60/62, Ashoka Raghupathi Chambers, 5th Floor, Begumpet, Hyderabad, Telangana - 500 016 | www.apollohl.com | Email ID: enquiry@apollohl.com, Ph No: 040-4904 7777, Fax No: 4904 7744

9, #1-58/91/SS, Suresh Square, Madeenaguda, Seri Lingampally Mandal, Chanda Nagar, Hyderabad, Telangana, India - 500050



APOLLO CLINICS NETWORK

Telangana: Hyderabad (AS Rao Nagar | Chanda Nagar | Kondapur | Nallakunta | Nizampet | Manikonda | Uppal) | Andhra Pradesh: Vizag (Seethamma Peta) | Karnataka: Bangalore (Basavanagudi | Bellandur | Electronics City | Fraser Town | HSR Layout | Indira Nagar | JP Nagar | Kundalahalli | Koramangala | Sarjapur Road) | Mysore (VV Mohalla) | Tamil Nadu: Chennai (Annanagar | Kotturpuram | Mogappair | T Nagar | Valasaravakkam | Velachery) | Maharashtra: Pune (Aundh | Nigdi Pradhikaran | Viman Nagar | Wanowrie) | Uttar Pradesh: Ghaziabad (Indrapuram) | Gujarat: Ahmedabad (Satellite) | Punjab: Amritsar (Court Road) | Haryana: Faridabad (Railway Station Road)

Patient Name : Mr.JANGAM MALLIKARJUN
Age/Gender : 37 Y 3 M 19 D/M
UHID/MR No : CCHA.0000181929
Visit ID : CCHAOPV343205
Ref Doctor : Self
Emp/Auth/TPA ID : 9920144559

Collected : 03/Sep/2024 09:36AM
Received : 03/Sep/2024 11:53AM
Reported : 03/Sep/2024 12:37PM
Status : Final Report
Sponsor Name : ARCOFEMI HEALTHCARE LIMITED

DEPARTMENT OF HAEMATOLOGY

ARCOFEMI - MEDIWHEEL - PMC PACK H - PAN INDIA - FY2324



Dr.R.SHALINI
M.B.B.S,M.D(Pathology)
Consultant Pathologist

SIN No:CCR240900232



This test has been performed at Apollo Health & Lifestyle Ltd, Global Reference Laboratory, Hyderabad

Regd. Office: 1-10-60/62, Ashoka Raghupathi Chambers, 5th Floor, Begumpet, Hyderabad, Telangana - 500 016 |
www.apollohl.com | Email ID: enquiry@apollohl.com, Ph No: 040-4904 7777, Fax No: 4904 7744

9, #1-58/91/SS, Suresh Square, Madeenaguda, Seri Lingampally Mandal,
Chanda Nagar, Hyderabad, Telangana, India - 500050



APOLLO CLINICS NETWORK

Telangana: Hyderabad (AS Rao Nagar | Chanda Nagar | Kondapur | Nallakunta | Nizampet | Manikonda | Uppal) | Andhra Pradesh: Vizag (Seethamma Peta) | Karnataka: Bangalore (Basavanagudi | Bellandur | Electronics City | Fraser Town | HSR Layout | Indira Nagar | JP Nagar | Kundalahalli | Koramangala | Sarjapur Road) | Mysore (VV Mohalla) | Tamilnadu: Chennai (Annanagar | Kotturpuram | Mogappair | T Nagar | Valasaravakkam | Velachery) | Maharashtra: Pune (Aundh | Nigdi Pradhikaran | Viman Nagar | Wanowrie) | Uttar Pradesh: Ghaziabad (Indrapuram) | Gujarat: Ahmedabad (Satellite) | Punjab: Amritsar (Court Road) | Haryana: Faridabad (Railway Station Road)

Patient Name	: Mr.JANGAM MALLIKARJUN	Collected	: 03/Sep/2024 09:36AM
Age/Gender	: 37 Y 3 M 19 D/M	Received	: 03/Sep/2024 11:53AM
UHID/MR No	: CCHA.0000181929	Reported	: 03/Sep/2024 02:40PM
Visit ID	: CCHAOPV343205	Status	: Final Report
Ref Doctor	: Self	Sponsor Name	: ARCOFEMI HEALTHCARE LIMITED
Emp/Auth/TPA ID	: 9920144559		

DEPARTMENT OF HAEMATOLOGY

ARCOFEMI - MEDIWHEEL - PMC PACK H - PAN INDIA - FY2324

Test Name	Result	Unit	Bio. Ref. Interval	Method
BLOOD GROUP ABO AND RH FACTOR , WHOLE BLOOD EDTA				
BLOOD GROUP TYPE	O			Microplate technology
Rh TYPE	Positive			Microplate technology



Dr.KASULA SIDDARTHA
M.B.B.S,DNB(Pathology)
Consultant Pathologist

SIN No:CCR240900232

This test has been performed at Apollo Health & Lifestyle Ltd, Global Reference Laboratory,Hyderabad



Patient Name : Mr.JANGAM MALLIKARJUN	Collected : 03/Sep/2024 12:32PM
Age/Gender : 37 Y 3 M 19 D/M	Received : 03/Sep/2024 03:47PM
UHID/MR No : CCHA.0000181929	Reported : 03/Sep/2024 04:14PM
Visit ID : CCHAOPV343205	Status : Final Report
Ref Doctor : Self	Sponsor Name : ARCOFEMI HEALTHCARE LIMITED
Emp/Auth/TPA ID : 9920144559	

DEPARTMENT OF BIOCHEMISTRY

ARCOFEMI - MEDIWHEEL - PMC PACK H - PAN INDIA - FY2324

Test Name	Result	Unit	Bio. Ref. Interval	Method
GLUCOSE, FASTING , NAF PLASMA	97	mg/dL	70-100	Hexokinase

Comment:

As per American Diabetes Guidelines, 2023

Fasting Glucose Values in mg/dL	Interpretation
70-100 mg/dL	Normal
100-125 mg/dL	Prediabetes
≥126 mg/dL	Diabetes
<70 mg/dL	Hypoglycemia

Note:

- 1.The diagnosis of Diabetes requires a fasting plasma glucose of > or = 126 mg/dL and/or a random / 2 hr post glucose value of > or = 200 mg/dL on at least 2 occasions.
2. Very high glucose levels (>450 mg/dL in adults) may result in Diabetic Ketoacidosis & is considered critical.

Test Name	Result	Unit	Bio. Ref. Interval	Method
GLUCOSE, POST PRANDIAL (PP), 2 HOURS , SODIUM FLUORIDE PLASMA (2 HR)	106	mg/dL	70-140	HEXOKINASE

Comment:

It is recommended that FBS and PPBS should be interpreted with respect to their Biological reference ranges and not with each other. Conditions which may lead to lower postprandial glucose levels as compared to fasting glucose levels may be due to reactive hypoglycemia, dietary meal content, duration or timing of sampling after food digestion and absorption, medications such as insulin preparations, sulfonylureas, amylin analogues, or conditions such as overproduction of insulin.



Dr.Matta Sujana Reddy
M.B.B.S,M.D(Biochemistry)
Consultant Biochemist



Patient Name : Mr.JANGAM MALLIKARJUN	Collected : 03/Sep/2024 09:36AM
Age/Gender : 37 Y 3 M 19 D/M	Received : 03/Sep/2024 11:55AM
UHID/MR No : CCHA.0000181929	Reported : 03/Sep/2024 01:35PM
Visit ID : CCHAOPV343205	Status : Final Report
Ref Doctor : Self	Sponsor Name : ARCOFEMI HEALTHCARE LIMITED
Emp/Auth/TPA ID : 9920144559	


DEPARTMENT OF BIOCHEMISTRY

ARCOFEMI - MEDIWHEEL - PMC PACK H - PAN INDIA - FY2324

Test Name	Result	Unit	Bio. Ref. Interval	Method
ALANINE AMINOTRANSFERASE (ALT/SGPT) , SERUM	30	U/L	<50	IFCC

Comment:

ALT elevations are noted in liver parenchymal diseases, leading to injury / destruction of hepatocytes. ALT levels are seen to be elevated even before the signs and symptoms of the liver injury appear. The ALT levels remain high longer in blood as compared to AST levels. And though both the enzymes increase in liver injury, the rise in ALT is more compared to AST, thus also altering the ALT:AST ratio.



Dr. Matta Sujana Reddy
M.B.B.S, M.D (Biochemistry)
Consultant Biochemist



Patient Name : Mr.JANGAM MALLIKARJUN
 Age/Gender : 37 Y 3 M 19 D/M
 UHID/MR No : CCHA.0000181929
 Visit ID : CCHAOPV343205
 Ref Doctor : Self
 Emp/Auth/TPA ID : 9920144559

Collected : 03/Sep/2024 09:36AM
 Received : 03/Sep/2024 11:55AM
 Reported : 03/Sep/2024 01:46PM
 Status : Final Report
 Sponsor Name : ARCOFEMI HEALTHCARE LIMITED

DEPARTMENT OF BIOCHEMISTRY

ARCOFEMI - MEDIWHEEL - PMC PACK H - PAN INDIA - FY2324


Test Name	Result	Unit	Bio. Ref. Interval	Method
BILIRUBIN, TOTAL , SERUM	1.16	mg/dL	0.3-1.2	DPD

Test Name	Result	Unit	Bio. Ref. Interval	Method
BUN/CREATININE RATIO , SERUM				
BLOOD UREA NITROGEN	6.3	mg/dL	8.0 - 23.0	Calculated
CREATININE	0.82	mg/dL	0.84 - 1.25	Modified Jaffe, Kinetic
BUN / CREATININE RATIO	7.70			Calculated

Test Name	Result	Unit	Bio. Ref. Interval	Method
CREATININE , SERUM	0.82	mg/dL	0.84 - 1.25	Modified Jaffe, Kinetic



Dr. RAJESH BATTINA
 PhD.(Biochemistry)
 Consultant Biochemist



Dr. Matta Sujana Reddy
 M.B.B.S.,M.D(Biochemistry)
 Consultant Biochemist



Patient Name : Mr.JANGAM MALLIKARJUN	Collected : 03/Sep/2024 09:36AM
Age/Gender : 37 Y 3 M 19 D/M	Received : 03/Sep/2024 11:47AM
UHID/MR No : CCHA.0000181929	Reported : 03/Sep/2024 12:37PM
Visit ID : CCHAOPV343205	Status : Final Report
Ref Doctor : Self	Sponsor Name : ARCOFEMI HEALTHCARE LIMITED
Emp/Auth/TPA ID : 9920144559	

DEPARTMENT OF CLINICAL PATHOLOGY

ARCOFEMI - MEDIWHEEL - PMC PACK H - PAN INDIA - FY2324

Test Name	Result	Unit	Bio. Ref. Interval	Method
COMPLETE URINE EXAMINATION (CUE) , URINE				
PHYSICAL EXAMINATION				
COLOUR	PALE YELLOW		PALE YELLOW	Scattering of light
TRANSPARENCY	CLEAR		CLEAR	Scattering of light
pH	6.0		5-7.5	Bromothymol Blue
SP. GRAVITY	1.004		1.002-1.030	Refractometric
BIOCHEMICAL EXAMINATION				
URINE PROTEIN	NEGATIVE		NEGATIVE	PROTEIN ERROR OF INDICATOR
GLUCOSE	NEGATIVE		NEGATIVE	GOD-POD
URINE BILIRUBIN	NEGATIVE		NEGATIVE	Diazonium Salt
URINE KETONES (RANDOM)	NEGATIVE		NEGATIVE	Sodium nitro prusside
UROBILINOGEN	NORMAL		NORMAL (0.1-1.8mg/dl)	Diazonium salt
NITRITE	NEGATIVE		NEGATIVE	Sulfanilic acid
LEUCOCYTE ESTERASE	NEGATIVE		NEGATIVE	Diazonium salt
CENTRIFUGED SEDIMENT WET MOUNT AND MICROSCOPY				
PUS CELLS	0	/hpf	0-5	Microscopy
EPITHELIAL CELLS	0	/hpf	< 10	Microscopy
RBC	0	/hpf	0-2	Microscopy
CASTS	ABSENT	/lpf	0-2 Hyaline Cast	Microscopy
CRYSTALS	ABSENT	/hpf	Occasional-Few	Microscopy

Comment:

All urine samples are checked for adequacy and suitability before examination. All abnormal chemical examination are rechecked and verified by manual methods.

Microscopy findings are reported as an average of 10 high power fields.

*** End Of Report ***

Result/s to Follow:



Dr.KASULA SIDDARTHA
M.B.B.S,DNB(Pathology)
Consultant Pathologist

SIN No:CCR240900233



Patient Name	: Mr.JANGAM MALLIKARJUN	Collected	: 03/Sep/2024 09:36AM
Age/Gender	: 37 Y 3 M 19 D/M	Received	: 03/Sep/2024 11:47AM
UHID/MR No	: CCHA.0000181929	Reported	: 03/Sep/2024 12:37PM
Visit ID	: CCHAOPV343205	Status	: Final Report
Ref Doctor	: Self	Sponsor Name	: ARCOFEMI HEALTHCARE LIMITED
Emp/Auth/TPA ID	: 9920144559		

DEPARTMENT OF CLINICAL PATHOLOGY

ARCOFEMI - MEDIWHEEL - PMC PACK H - PAN INDIA - FY2324

PERIPHERAL SMEAR



Dr.KASULA SIDDARTHA
M.B.B.S,DNB(Pathology)
Consultant Pathologist

SIN No:CCR240900233

This test has been performed at Apollo Health & Lifestyle Ltd, Global Reference Laboratory,Hyderabad

Apollo Health and Lifestyle Limited (CIN - U85110TG2000PLC113819)
Regd. Office: 1-10-60/62, Ashoka Raghupathi Chambers, 5th Floor, Begumpet, Hyderabad, Telangana - 500 016 |
www.apollohl.com | Email ID: enquiry@apollohl.com, Ph No: 040-4904 7777, Fax No: 4904 7744

APOLLO CLINICS NETWORK

Telangana: Hyderabad (AS Rao Nagar | Chanda Nagar | Kondapur | Nallakunta | Nizampet | Manikonda | Uppal) **Andhra Pradesh:** Vizag (Seethamma Peta) **Karnataka:** Bangalore (Basavanagudi | Bellandur | Electronics City | Fraser Town | HSR Layout | Indira Nagar | JP Nagar | Kundalahalli | Koramangala | Sarjapur Road) **Mysore** (VV Mohalla) **Tamilnadu:** Chennai (Annanagar | Kotturpuram | Mogappair | T Nagar | Valasaravakkam | Velachery) **Maharashtra:** Pune (Aundh | Nigdi Pradhikaran | Viman Nagar | Wanowrie) **Uttar Pradesh:** Ghaziabad (Indrapuram) **Gujarat:** Ahmedabad (Satellite) **Punjab:** Amritsar (Court Road) **Haryana:** Faridabad (Railway Station Road)

Page 8 of 8
CAP
ACCREDITED ✓
COLLEGE of AMERICAN PATHOLOGISTS



 **1860 500 7788**
www.apolloclinic.com

Patient Name : Mr.JANGAM MALLIKARJUN
Age/Gender : 37 Y 3 M 19 D/M
UHID/MR No : CCHA.0000181929
Visit ID : CCHAOPV343205
Ref Doctor : Self
Emp/Auth/TPA ID : 9920144559

Collected : 03/Sep/2024 09:36AM
Received : 03/Sep/2024 11:47AM
Reported : 03/Sep/2024 12:37PM
Status : Final Report
Sponsor Name : ARCOFEMI HEALTHCARE LIMITED

TERMS AND CONDITIONS GOVERNING THIS REPORT

The reported results are for information and interpretation of the referring doctor or such other medical professionals, who understand reporting units, reference ranges and limitations of technologies.

Laboratories not be responsible for any interpretation whatsoever.

It is presumed that the tests performed are, on the specimen / sample being to the patient named or identified and the verifications of the particulars have been cleared out by the patient or his / her representative at the point of generation of said specimen.

The reported results are restricted to the given specimen only. Results may vary from lab to lab and from time to time for the same parameter for the same patient.

Assays are performed in accordance with standard procedures, The reported results are dependent on individual assay methods / equipment used and quality of specimen received.

This report is not valid for medico legal purposes.



Dr.KASULA SIDDARTHA
M.B.B.S,DNB(Pathology)
Consultant Pathologist



SIN No:CCR240900233

This test has been performed at Apollo Health & Lifestyle Ltd, Global Reference Laboratory,Hyderabad

Patient Name	: Mr. Jangam Mallikarjun	Age	: 37Yrs 3Mths 20Days
UHID	: CCHA.0000181929	OP Visit No.	: CCHAOPV343205
Printed On	: 03-09-2024 04:39 AM	Advised/Pres Doctor	: --
Department	: Radiology	Qualification	: --
Referred By	: Self	Registration No.	: --
Employer Id	: 9920144559		

DEPARTMENT OF RADIOLOGY

X-RAY CHEST PA VIEW

Both lung fields and hila are normal .

No obvious active pleuro-parenchymal lesion seen .

Both costophrenic and cardiophrenic angles are clear .

Both diaphragms are normal in position and contour .

Thoracic wall and soft tissues appear normal.

CONCLUSION :

No obvious abnormality seen

For clinical correlation.

---End Of The Report---

G. Hemalatha

Dr. G HEMALATHA
MBBS,DNB
52014
Radiology

Patient Name	: Mr. Jangam Mallikarjun	Age	: 37Yrs 3Mths 20Days
UHID	: CCHA.0000181929	OP Visit No.	: CCHAOPV343205
Printed On	: 03-09-2024 06:44 AM	Advised/Pres Doctor	: --
Department	: Cardiology	Qualification	: --
Referred By	: Self	Registration No.	: --
Employer Id	: 9920144559		

DEPARTMENT OF CARDIOLOGY

Observation :-

1. Sinus Rhythm.
2. Heart rate is 70 beats per minutes.
3. No pathological Q wave or ST-T changes seen.
4. Normal P,QRS,T waves and axis.
5. No evidence of chamber, hypertrophy or enlargement seen.

Impression:

NORMAL RESTING ECG.

---End Of The Report---



Dr. A RAVINDRA
DM CARDIOLOGY
56899
Cardiology

Dear Jangam Mallikarjun,

Greetings from Apollo Clinics,

Your corporate health check appointment is confirmed at **CHANDA NAGAR clinic** on **2024-09-03** at **07:00-07:15**.

Payment Mode	
Corporate Name	ARCOFEMI HEALTHCARE LIMITED
Agreement Name	[ARCOFEMI MEDIWHEEL PMC CREDIT PAN INDIA OP AGREEMENT]
Package Name	[ARCOFEMI - MEDIWHEEL - PMC PACK H - PAN INDIA - FY2324]

"Kindly carry with you relevant documents such as HR issued authorization letter and or appointment confirmation mail and or valid government ID proof and or company ID card and or voucher as per our agreement with your company or sponsor."

Note: Video recording or taking photos inside the clinic premises or during camps is not allowed and would attract legal consequences.

Note: Also once appointment is booked, based on availability of doctors at clinics tests will happen, any pending test will happen based on doctor availability and clinics will be updating the same to customers.

Instructions to be followed for a health check:

1. Please ensure you are on complete fasting for 10-To-12-Hours prior to check.
2. During fasting time do not take any kind of alcohol, cigarettes, tobacco or any other liquids (except Water) in the morning. If any medications taken, pls inform our staff before health check.
3. Please bring all your medical prescriptions and previous health medical records with you.
4. Kindly inform our staff, if you have a history of diabetes and cardiac problems.

For Women:

1. Pregnant women or those suspecting are advised not to undergo any X-Ray test.
2. It is advisable not to undergo any health check during menstrual cycle.

For further assistance, please call us on our Help Line #: 1860 500 7788.

Clinic Address: 9, #1-58/91/SS, SURESH SQUARE, MADEENAGUDA, SERI LINGAMPALLY MANDAL, RANGA REDDY DISTRICT.

Contact No: (040) 2304 6744 - 45,46,48.

P.S: Health Check-Up may take 4 - 5hrs for completion on week days & 5 - 6hrs on Saturdays, kindly plan accordingly, Doctor Consultation will be completed after all the Reports are ready.

आयकर विभाग
INCOME TAX DEPARTMENT
JANGAM MALLIKARJUN
JANGAM KUMARA SWAMY
15/05/1987
Permanent Account Number
BHOPM33156

भारत सरकार
GOVT. OF INDIA

Signature 





0102010


CERTIFICATE OF MEDICAL FITNESS

This is to certify that I have conducted the clinical examination

of Mr. Jagan Mallikarjun on 03/09/24

After reviewing the medical history and on clinical examination it has been found that he/she is

	Tick
<ul style="list-style-type: none"> • Medically Fit 	<input checked="" type="checkbox"/>
<ul style="list-style-type: none"> • Fit with restrictions/recommendations <p>Though following restrictions have been revealed, in my opinion, these are not impediments to the job.</p> <p>1.....</p> <p>2.....</p> <p>3.....</p> <p>However the employee should follow the advice/medication that has been communicated to him/her.</p> <p>Review after _____</p>	
<ul style="list-style-type: none"> • Currently Unfit. Review after _____ recommended • Unfit 	



 Dr. Dr. B. S. MADASA JAYARAM

 Medical Officer Reg. No. MDM/FMR/00039

 Qualification: M.B.B.S, M.Sc (Perfusion)

This certificate is not meant for medico-legal purposes

Apollo Health and Lifestyle Limited

(CIN - U85110TG2000PLC046089) Regd. Office: 7-1-617/A, 7th Floor, Imperial Towers, Ameerpet, Hyderabad-500016, Telangana. | Email ID: enquiry@apollohl.com

APOLLO CLINICS NETWORK TELANGANA & AP

Hyderabad (AS Rao Nagar | Chanda Nagar | Jubilee Hills | Kondapur | Manikonda | Nallakunta | Nizampet | Uppal)
 Vizag (Seethamma Peta)

Online appointments: www.apolloclinic.com

TO BOOK AN APPOINTMENT


1860 500 7788



PRESCRIPTION

Besaid Bata Show Room ,Madinaguda opp SBI Bank Hyderabad .040-23046745

NAME: MALLIKARJUN JANGAM **Date:** 03-09-2024

Age: 37

UHID: _____ **PH NO** _____

	SPH	CHI	AXIS	ADD	CVA
RIGHT	PL				20/20
LEFT	PL				20/20

LENS :

FRAMES:

Single vision
Glass
CR-39
Polycarbonate

Bifocal
k-Bifocal
D-Bifocal
(Glass/CR)

Progressive
Internal Progressive
ARC
High Index
Photochromic

DIAGNOSIS :

Medicine :

Colour Vision Test: **RE:** NORMAL **LE:** NORMAL

NEXT EXAMINATIONS : 1 **Month / Year**

Signature

THE APOLLO CLINIC
PHYSICAL EXAMINATION FORM

Aycofemi

BILL DATE : 3.9.24 UHID: 181929

BILL NO: 89863

PATIENT NAME : Mr. J. Mani Kallan

AGE: 37y

Weight : 73.9 Kgs

Height : 167 Cms

Chest Measurement :

(in)

(out)

Abdomen :

Pulse : 70 / bpm

B.P : 110/70 / mm Hg

HIP: 92

waist: 89

SpO₂: 100%

ID: 181929
MR J MALLIKARJUN

Male 37 years

Req. No. :

Diagnosis Information:

Sinus rhythm

Normal ECG

HR	: 70	bpm
P	: 122	ms
PR	: 164	ms
QRS	: 96	ms
QT/QTcBz	: 370/400	ms
P/QRS/T	: 71/66/28	°
RV5/SV1	: 1.143/0.580	mV

Normal

Report Confirmed by:

