

209

Dr. Vandana G. Powar M.B.B.S., D.C.P.
Consultant Pathologist



PARTH
PATHOLOGY LABORATORY
(Computerised)

LAB - Shop No. 7, "Diwan Towers" Mangalwar Peth, Near Mirajkar Tikli, Opp. Nutan Marathi High School, Kolhapur. Mob. 9158529408, 9422047480, 9921285167

DATE - 07/03/2023

PATIENT NAME - Ruksat Shaikh.

AGE - 29Y/FEMALE

HEIGHT - 162cm

WEIGHT - 72kg

BLOOD PRESSURE - 120/73 mmHg

PULSES - 83/Min

FIT TO PERFORM TO ALL DUTIES

Dr. Vandana G. Powar
M.B.B.S., D.C.P.
Reg. No. 68137
PATHOLOGIST
DR. VANDANA POWAR
M.B.B.S., D.C.P.

All Biochemistry Tests Done By Computerised Auto Analyser

HAEMATOLOGY | CLINICAL PATHOLOGY | BIOCHEMISTRY | SEROLOGY | MICROBIOLOGY | HISTOPATHOLOGY

24 Hours Emergency Service

Home Service Available



भारत सरकार
Unique Identification Authority of India
Government of India

नोंदविण्याचा क्रमांक / Enrollment No 0648/00435/53409

To
 Ruksar Mohaseenkhan Shaikh
 रुखसार मोहसैनखान शेख
 Roshan Manzil sadguru path
 mallan
 phaltan
 Phaltan
 Phaltan, Phaltan, Satara,
 Maharashtra - 415523
 9975285555

29/03/2016

83260980



KA832609801FH



Shaikh

आपला आधार क्रमांक / Your Aadhaar No. :

4624 9635 1506

माझे आधार, माझी ओळख



Dr. Vandana G. Powar
 M.B.B.S., D.C.P.
 Reg. No. 68137



भारत सरकार
Government of India



रुखसार मोहसैनखान शेख
 Ruksar Mohaseenkhan Shaikh
 जन्म तारीख / DOB. 08/11/1982
 लिंग / Female



4624 9635 1506

माझे आधार, माझी ओळख

Dr. Vandana G. Powar M.B.B.S., D.C.P.
Consultant Pathologist



PARTH
PATHOLOGY LABORATORY
(Computerised)

Shop No. 7, "Diwan Towers" Mangalwar Peth, Near Mirajkar Tikti, Opp. Nutan Marathi
High School, Kolhapur. Mob. 9158529408, 9422047480, 9921285167

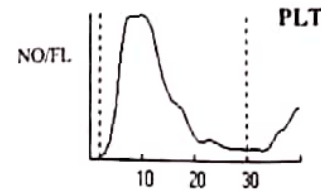
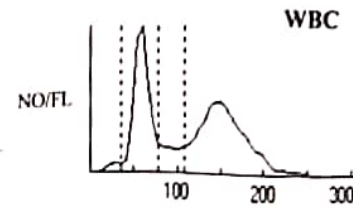
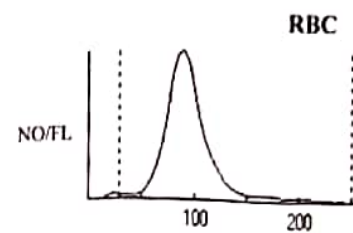
NAME : - RUKSAR SHAIKH
REF BY : Dr. MEDIWHEEL LIFE INS

DATE : 07/03/2023 PT.NO. : 204 07032
AGE : 29 Yrs. SEX : F

HAEMOGRAM WITH INDICES

Test	Result	Units	Normal Range
Haemoglobin	- 12.1	g/dl	12-16
RBC Count	- 4.81	millions / cu-mm	4.5 - 6.5
PCV	- 43.5	%	40 - 54
MCV	- 90.4	fL	80 - 96
MCH	- 25.2	Pg	27 - 33
MCHC	- 27.8	gm/dl	33 - 36
RDW CV	- 13.1	%	11.0 - 14.5
WBC Count	- 4600	/cumm	4000 - 11000
Neutrophils	- 59	%	55 - 75
Lymphocytes	- 36	%	20 - 50
Eosinophils	- 03	%	1 - 6
Monocytes	- 02	%	2-10
Basophils	- 00	%	0 - 1
Platelet Count	- 226000	/ul	150000 - 450000
MPV	- 11.3	fL	7.4 - 10.4
PDW	- 15.7	%	8-12
P-LCR	- 35.1	%	15-35
E.S.R.	- 08	mm at 1hr	0-15
(By Wintrobe Method)			
RBC Morphology	-	Normochromic, Normocytic.	
WBC Morphology	-	Within Normal Limits	
Platelets	-	Adequate	
* Blood group	-	'O' Rh Negative	

Histogram



Dr. Vandana G. Powar
M.B.B.S., D.C.
Reg. No. 68137

PATHOLOGIST

DR. VANDANA POWAR
M.B.B.S., D.C.P.

All Biochemistry Tests Done By Computerised Auto Analyser

HAEMATOLOGY | CLINICAL PATHOLOGY | BIOCHEMISTRY | SEROLOGY | MICROBIOLOGY | HISTOPATHOLOGY

24 Hours Emergency Service

Home Service Available

Dr. Vandana G. Powar M.B.B.S., D.C.P.
Consultant Pathologist



PARTH
PATHOLOGY LABORATORY
(Computerised)

Shop No. 7, "Diwan Towers" Mangalwar Peth, Near Mirajkar Tikli, Opp. Nutan Marathi
High School, Kolhapur. Mob. 9158529408, 9422047480, 9921285167

PT.NAME : - RUKSAR SHAIKH
REF. BY : DR. MEDIWHEEL LIFE INS

DATE : 07/03/2023
AGE : 29 Yrs. SEX : F
PT.NO. : 204 070323

BIOCHEMISTRY TEST REPORT

			<u>Normal Range</u>
Fasting Plasma Glucose	: 77.8	mg/dl	60-110 mg/dl
2 Hrs. Plasma Glucose	: 105.2	mg/dl	90-140 mg/dl
S. Creatinine	: 0.91	mg/dl	0.6 - 1.4 mg/dl
Blood Urea	: 20.4	mg/dl	12-42 mg/dl
Blood Urea Nitrogen	: 9.53	mg/dl	5 - 21 mg/dl
S. Uric acid	: 4.3	mg/dl	2.6 -6.0 mg/dl

Dr. Vandana G. Powar
M.B.B.S., D.C.P.
Reg. No. 68137

PATHOLOGIST



DR. VANDANA POWAR
M.B.B.S., D.C.P.

All Biochemistry Tests Done By Computerised Auto Analyser

HAEMATOLOGY | CLINICAL PATHOLOGY | BIOCHEMISTRY | SEROLOGY | MICROBIOLOGY | HISTOPATHOLOGY

24 Hours Emergency Service

Home Service Available

Dr. Vandana G. Powar M.B.B.S., D.C.P.
Consultant Pathologist



PARTH
PATHOLOGY LABORATORY
(Computerised)

Shop No. 7, "Diwan Towers" Mangalwar Peth, Near Mirajkar Tikti, Opp. Nutan Marathi
High School, Kolhapur. Mob. 9158529408, 9422047480, 9921285167

PT.NAME : - RUKSAR SHAIKH
REF. BY : DR. MEDIWHEEL LIFE INS

DATE : 07/03/2023
AGE : 29 Yrs. SEX : F
PT.NO. : 204 070323

BIOCHEMISTRY TEST REPORT

			<u>Normal Range</u>
CHOLESTEROL	: 155.7	mg/dl	0-250 mg/dl
HDL Cholesterol	: 33.2	mg/dl	30 - 70 mg/dl
S. Triglycerides	: 90.8	mg/dl	0-170 mg/dl
LDL Cholesterol	: 104.3	mg/dl	60 - 150 mg/dl
TC/HDLC Ratio	: 4.7		0 - 5
LDLC/HDLC Ratio	: 3.1		2.5 - 3.5

Dr. Vandana G. Powar
M.B.B.S., D.C.P.
Reg. No. 68137
PATHOLOGIST

DR. VANDANA POWAR
M.B.B.S., D.C.P.

All Biochemistry Tests Done By Computerised Auto Analyser

MATOLOGY | CLINICAL PATHOLOGY | BIOCHEMISTRY | SEROLOGY | MICROBIOLOGY | HISTOPATHOLOGY

24 Hours Emergency Service

Home Service Available

Dr. Vandana G. Powar M.B.B.S., D.C.P.
Consultant Pathologist



PARTH
PATHOLOGY LABORATORY
(Computerised)

Shop No. 7, "Diwan Towers" Mangalwar Peth, Near Mirajkar Tikli, Opp. Nutan Marathi
High School, Kolhapur. Mob. 9158529408, 9422047480, 9921285167

PT.NAME : - RUKSAR SHAIKH
REF. BY : DR. MEDIWHEEL LIFE INS

DATE : 07/03/2023
AGE : 29 Yrs. SEX : F
PT.NO. : 204 070323

BIOCHEMISTRY TEST REPORT

			<u>Normal Range</u>
S. Bilirubin (Total)	: 0.28	mg/dl	0 - 1.0 mg/dl
S. Bilirubin (Direct)	: 0.14	mg/dl	0 - 0.25 mg/dl
S. Bilirubin (Indirect)	: 0.14	mg/dl	0 - 0.75 mg/dl
S.G.O.T	: 23.6	IU/L	0 - 42 IU/L
S.G.P.T	: 16.2	IU/L	0 - 42 IU/L
S. Alkaline Phosphatase	: 93.2	IU/L	37 - 147 IU/L
Total Proteins	: 7.8	g/dl	6.6 - 8.3 g/dl
S. Albumin	: 4.7	g/dl	3.5 - 5.0 g/dl
S. Globulin	: 3.1	g/dl	1.5 - 3 g/dl
A/G Ratio	: 1.5 : 1		0.90 - 2.00

Dr. Vandana G. Powar
M.B.B.S., D.C.P.
Reg. No. 68137



PATHOLOGIST

DR. VANDANA POWAR
M.B.B.S., D.C.P.

All Biochemistry Tests Done By Computerised Auto Analyser

HAEMATOLOGY | CLINICAL PATHOLOGY | BIOCHEMISTRY | SEROLOGY | MICROBIOLOGY | HISTOPATHOLOGY

24 Hours Emergency Service

Home Service Available

Dr. Vandana G. Powar M.B.B.S., D.C.P.
Consultant Pathologist



PARTH
PATHOLOGY LABORATORY
(Computerised)

Shop No. 7, "Diwan Towers" Mangalwar Peth, Near Mirajkar Tikti, Opp. Nutan Marathi
High School, Kolhapur. Mob. 9158529408, 9422047480, 9921285167

PT.NAME : - RUKSAR SHAIKH
REF. BY : DR. MEDIWHEEL LIFE INS

DATE : 07/03/2023
AGE : 29 Yrs. SEX : F
PT.NO. : 204 070323

REPORT ON % GLYCOHAEMOGLOBIN OF BLOOD

% Glycohaemoglobin of blood : 4.4 %
Estimated mean blood glucose : 80.2 mg/dl

(Reference For Guideline)

< 6.0 - Normal
6.0 - 7.0 % - Good Control
7.0 - 8.0 % - Fair Control
8.0-10.0% - Unsatisfactory control
>10.0% - Poor control

Dr. Vandana G. Powar
M.B.B.S., D.C.P.
Reg. No. 69137

PATHOLOGIST



[Signature]
DR. VANDANA POWAR
M.B.B.S., D.C.P.

All Biochemistry Tests Done By Computerised Auto Analyser

HAEMATOLOGY | CLINICAL PATHOLOGY | BIOCHEMISTRY | SEROLOGY | MICROBIOLOGY | HISTOPATHOLOGY

24 Hours Emergency Service

Home Service Available



Shop No. 7, "Diwan Towers" Mangalwar Peth, Near Mirajkar Tikli, Opp. Nutan Marathi High School, Kolhapur. Mob. 9158529408, 9422047480, 9921285167

PT.NAME : - RUKSAR SHAIKH
REF. BY : DR. MEDIWHEEL LIFE INS

DATE : 07/03/2023
AGE : 29 Yrs. SEX : F
PT.NO. : 204 070323

EXAMINATION OF URINE

Normal Range

PHYSICAL EXAMINATION

Quantity : 05 ml
Colour : Pale Yellow
Appearance : Clear
Deposit : Absent
Reaction (pH) : Acidic
Specific Gravity : 1.024

CHEMICAL EXAMINATION

Proteins : Absent
Glucose : Absent
Ketone Bodies : --
Bile Salts : Absent Absent
Bile Pigments : Absent Absent
Urobilinogen : --
Occult Blood : Absent

MICROSCOPIC EXAMINATION

Epithelial Cells : 1 - 2 /hpf
Pus Cells : 2 - 3 /hpf
Red Blood Cells : Absent /hpf
Casts : Absent
Crystals : Absent
Amorphous Deposits : Absent

OTHER FINDINGS

Yeast Cells : Absent
Trichomonas vaginalis : Absent
Bacteria : Absent
Mucus Threads : Absent
Spermatozoa : Absent

Dr. Vandana G. Powar
M.B.B.S., D.C.P.
Reg No 68137



PATHOLOGIST

DR. VANDANA POWAR
M.B.B.S., D.C.P.

All Biochemistry Tests Done By Computerised Auto Analyser

HAEMATOLOGY | CLINICAL PATHOLOGY | BIOCHEMISTRY | SEROLOGY | MICROBIOLOGY | HISTOPATHOLOGY

24 Hours Emergency Service

Home Service Available

Dr. Vandana G. Powar M.B.B.S., D.C.P.
Consultant Pathologist



PARTH
PATHOLOGY LABORATORY
(Computerised)

Shop No. 7, "Diwan Towers" Mangalwar Peth, Near Mirajkar Tikli, Opp. Nutan Marathi
High School, Kolhapur. Mob. 9158529408, 9422047480, 9921285167

PATIENT NAME:- RUKSAR SHAIKH

AGE – 29/SEX-FEMALE

REFERANCE = MEDIWHEEL LIFE INS

DATE – 07/03/2023

BIOCHEMISTRY

NORMAL VALUE

S. GAMMA.G.T : 19.0 mmol/L

10-50 mmol / L



Dr. Vandana G. Powar
M.B.B.S., D.C.P.
Reg. No. 68137

PATHOLOGIST

DR. VANDANA POWAR
M.B.B.S., D.C.P.

All Biochemistry Tests Done By Computerised Auto Analyser

HAEMATOLOGY | CLINICAL PATHOLOGY | BIOCHEMISTRY | SEROLOGY | MICROBIOLOGY | HISTOPATHOLOGY

24 Hours Emergency Service

Home Service Available

Dr. Vandana G. Powar M.B.B.S., D.C.P.
Consultant Pathologist



PARTH
PATHOLOGY LABORATORY
(Computerised)

Shop No. 7, "Diwan Towers" Mangalwar Peeth, Near Mirajkar Tikli, Opp. Nutan Marathi
High School, Kolhapur. Mob. 9158529408, 9422047480, 9921285167

PATIENT NAME:- RUKSAR SHAIKH
REFERANCE= MEDIWHEEL LIFE INS.

AGE -33/SEX-FEMALE
DATE - 07/03/2023


BIOCHEMISTRY

SERUM VLDL : 26.1

NORMAL VALUE
10-50 mmol / L

Dr. Vandana G. Powar
M.B.B.S., D.C.P.
Reg. No. 68137

PATHOLOGIST


DR. VANDANA POWAR
M.B.B.S., D.C.P.



All Biochemistry Tests Done By Computerised Auto Analyser

HAEMATOLOGY | CLINICAL PATHOLOGY | BIOCHEMISTRY | SEROLOGY | MICROBIOLOGY | HISTOPATHOLOGY

24 Hours Emergency Service

Home Service Available

Dr. Vandana G. Powar M.B.B.S., D.C.P.
Consultant Pathologist



PARTH
PATHOLOGY LABORATORY
(Computerised)

Shop No. 7, "Diwan Towers" Mangalwar Peth, Near Mirajkar Tikti, Opp. Nutan Marathi
High School, Kolhapur. Mob. 9158529408, 9422047480, 9921285167

07/03/2023

**THE ECG OF CLIENT – RUKSAR SHAIKH
IS WITHIN NORMAL LIMIT**

NO ABNORMAL FINDINGS ARE DETECTED

Dr. Vandana G. Powar
M.B.B.S., D.C.P.

Reg. No. 68137

PATHOLOGIST

DR. VANDANA POWAR
M.B.B.S., D.C.P.



All Biochemistry Tests Done By Computerised Auto Analyser

HAEMATOLOGY | CLINICAL PATHOLOGY | BIOCHEMISTRY | SEROLOGY | MICROBIOLOGY | HISTOPATHOLOGY

24 Hours Emergency Service

Home Service Available

MYO-CLINIC MEDICAL CENTRE, KOLHAPUR [+91 9307257414]

Name: **RUKSAR MOHASEENKHAN SHAIKH**

Age: 30

Gender: F

Height: 164 cms

Weight: 71 Kg

Date: 07-03-2023

Time: 11:57

Clinical History: NO MAJOR ILLNESS

ID: 220

Medications: NOT ON ANY MEDICATIONS

Test Details:

Protocol: Bruce

Predicted Max HR: 190

Target HR: 161

Exercise Time: 0:05:00

Achieved Max HR: 170 (89% of Predicted MHR)

Max BP: 140/80

Max BP x HR: 23800

Max Mets: 5.8

Test Termination Criteria:

Protocol Details:

Stage Name	Stage Time	METS	Speed kmph	Grade %	Heart Rate bpm	BP mmHg	RPP	Max ST Level mm	Max ST Slope mV/s
Supine	00:11	1	0	0	30	120/80	3600	0.1	0.1
Standing	00:10	1	0	0	81	120/80	9720	0.4 II	0.5 II
HyperVentilation	00:14	1	0	0	85	120/80	10200	0.7 V4	0.4 II
PreTest	01:28	1	1.6	0	127	120/80	15240	-1.3 V1	1.1 V4
Stage: 1	03:00	4.7	2.7	10	158	130/80	20540	-1.6 V3	0.9 V5
Peak Exercise	02:00	5.8	4	12	170	140/90	23800	-1.2 V3	-1.5 aVR
Recovery1	01:00	1	0	0	140	140/90	19600	1.9 V3	2.4 II
Recovery2	01:00	1	0	0	116	140/80	16240	0.9 V4	1.7 III
Recovery3	01:00	1	0	0	110	130/80	14300	-0.6 III	0.6 II
Recovery4	01:00	1	0	0	105	130/80	13650	-0.7 aVF	0.5 V5

Interpretation

The Patient Exercised according to Bruce Protocol for 0:05:00 achieving a work level of 5.8 METS.
 Resting Heart Rate, initially 30 bpm rose to a max. heart rate of 170bpm (89% of Predicted Maximum Heart Rate).
 Resting Blood Pressure of 120/80 mmHg, rose to a maximum Blood Pressure of 140/80 mmHg
 GOOD EFFORT TOLERANCE
 NORMAL INOTROPIC RESPONSE
 NORMAL CHRONOTROPIC RESPONSE
 THR ACHIEVED ; ADEQUATE METS ACHIEVED
 NO SIGNIFICANT ST SEGMENT CHANGES NOTED IN EXERCISE AND RECOVERY
 TMT IS NEGATIVE FOR STRESS INDUCIBLE ISCHAEMIA AT GIVEN WORKLOAD

Ref. Doctor: ---

SCHILLER

The Art of Diagnostics

DR. SHANTANU S. PALKAR
 Doctor: DR. SHANTANU S. PALKAR
 MBBS, RGDC
 CLINICAL CARDIOLOGIST
 MMC No: 2011040954

MYO-CLINIC MEDICAL CENTRE, KOLHAPUR [+91 9307257414]

RUKSAR MOHASEENKHAN SHAIKH

Bruce Protocol

ID: 220

Date: 07-03-2023

Exec Time : 0:00:00

Stage Time: 00:11

HR: 0 bpm

BP: 120/80 mmHg

STLevel(mm) STSlope(mV/s)

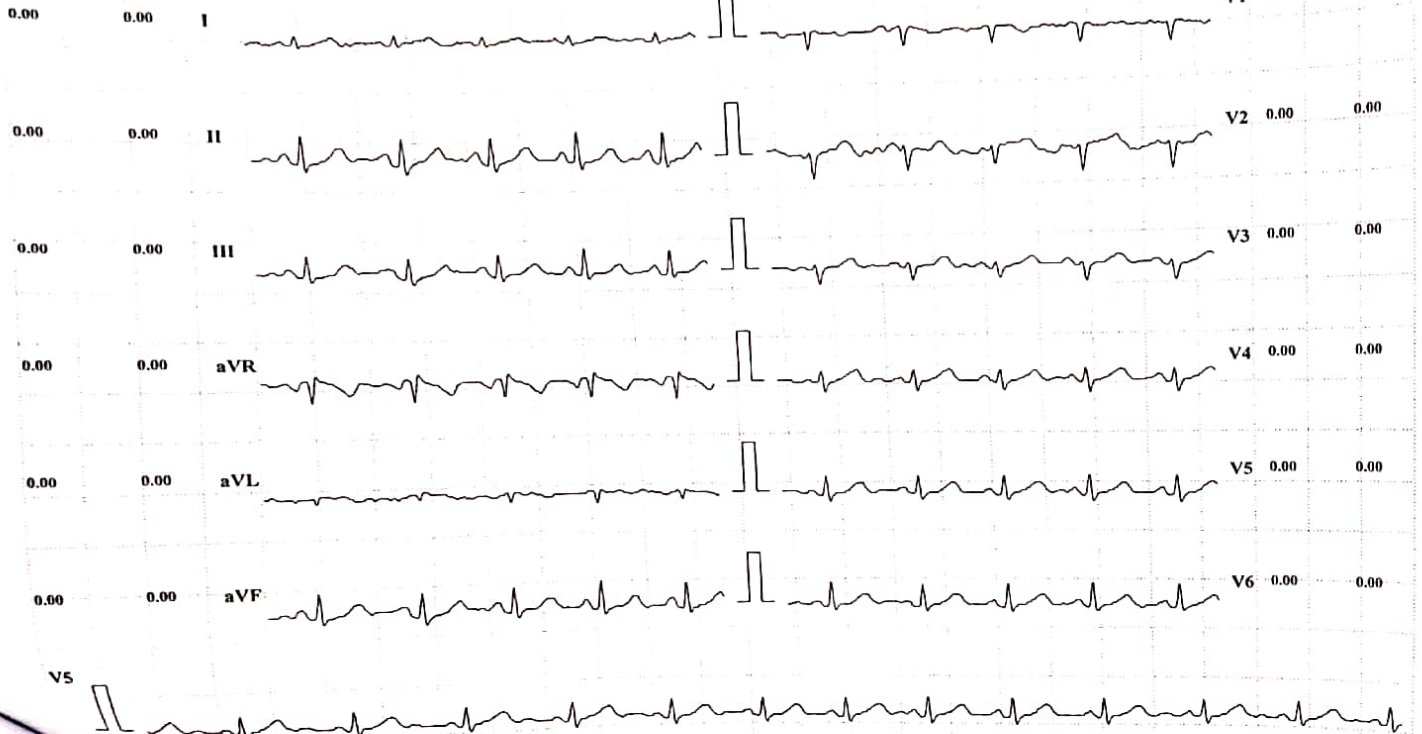
STLevel(mm) STSlope(mV/s)

Stage: Supine

Speed: 0 km/h

Slope: 0%

THR: 161 bpm



V5

25 mm/sec

Amplitude: 10mm/mV Filter: 35 Hz Mains Filter: ON ISO = R - 60 ms, J = R + 60 ms, Post J = J + 80 ms

Schiller Spandan CS-10 Version 2.12

MYO-CLINIC MEDICAL CENTRE, KOLHAPUR [+91 9307257414]

RUKSAR MOHASEENKHAN SHAIKH

Bruce Protocol

ID: 220

Date: 07-03-2023

Exec Time : 0:00:00

Stage Time: 00:10

HR: 81 bpm

BP: 120/80 mmHg

STLevel(mm) STSlope(mV/s)

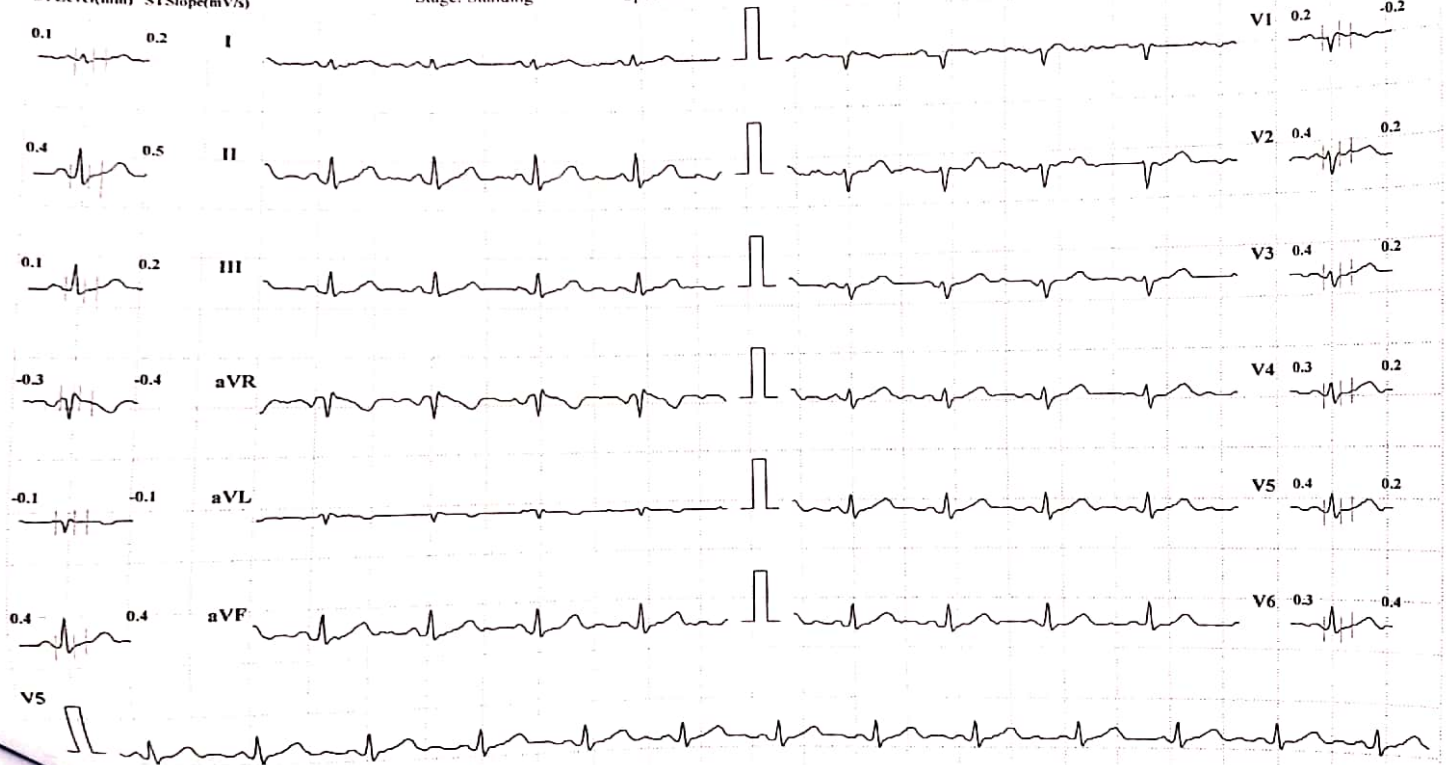
Stage: Standing

Speed: 0

Slope: 0 %

TIIR: 161 bpm

STLevel(mm) STSlope(mV/s)



Amplitude: 10mm/mV

Filter: 35 Hz Mains Filter: ON

ISO = R - 60 ms, J = R + 60 ms, Post J = J + 80 ms

Schiller Spandan CS-10 Version:2.12

MYO-CLINIC MEDICAL CENTRE, KOLHAPUR [+91 9307257414]

RUKSAR MOHASEENKHAN SHAIKH

Bruce Protocol

ID: 220

Date: 07-03-2023

Exec Time : 0:00:00

Stage Time: 00:14

HR: 85 bpm

BP: 120/80 mmHg

STLevel(mm) STSlope(mV/s)

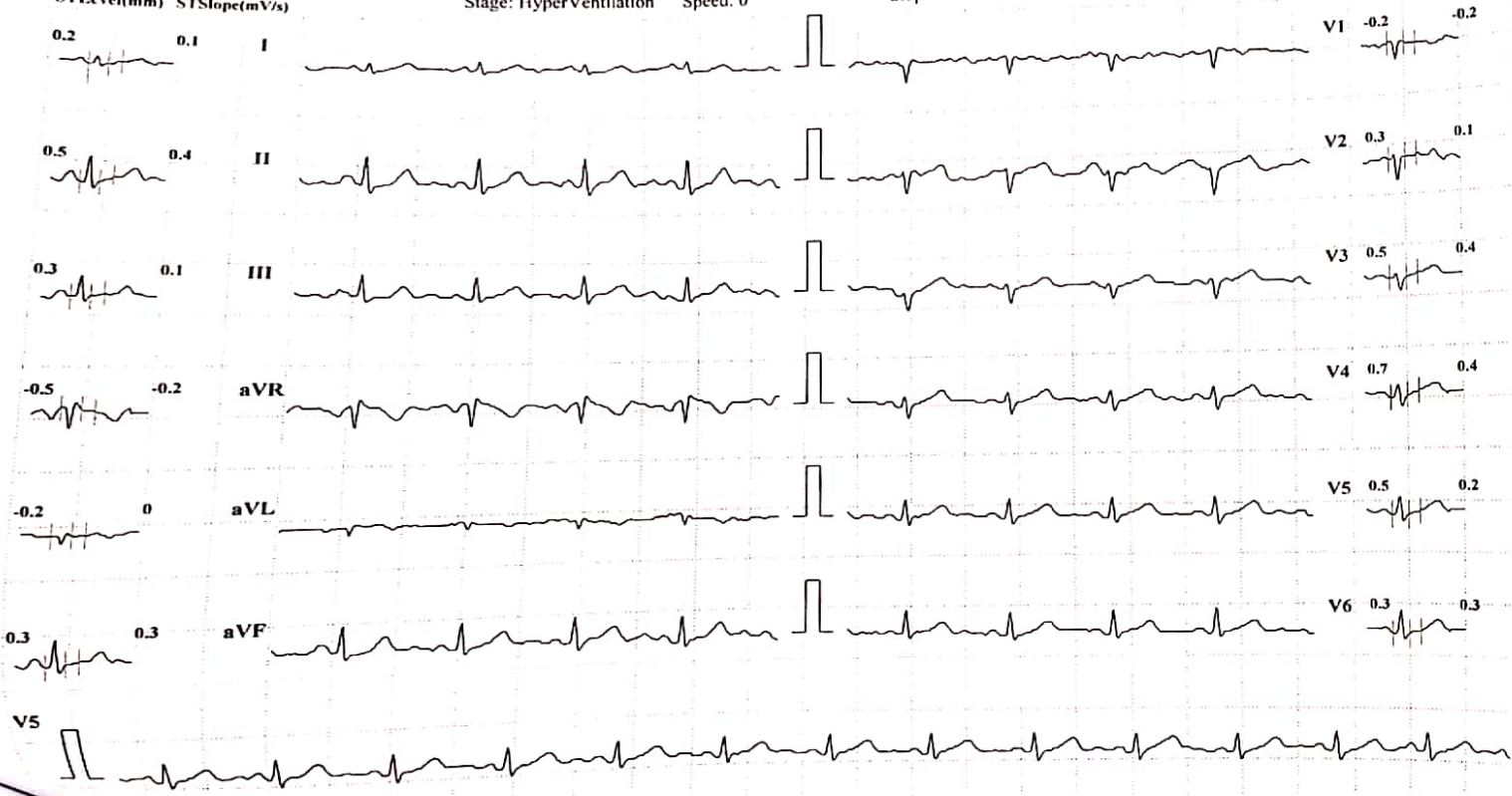
Stage: HyperVentilation

Speed: 0

Slope: 0 %

THR: 161 bpm

STLevel(mm) STSlope(mV/s)



Amplitude: 10mm/mV

Filter: 35 Hz Mains Filter: ON

ISO = R - 60 ms, J = R + 60 ms, Post J = J + 80 ms

Schiller Spandan CS-10 Version:2.12

MYO-CLINIC MEDICAL CENTRE, KOLHAPUR [+91 9307257414]

RUKSAR MOHASEENKHAN SHAIKH

Bruce Protocol
STLevel(mm) STSlope(mV/s)

ID: 220
Stage: PreTest

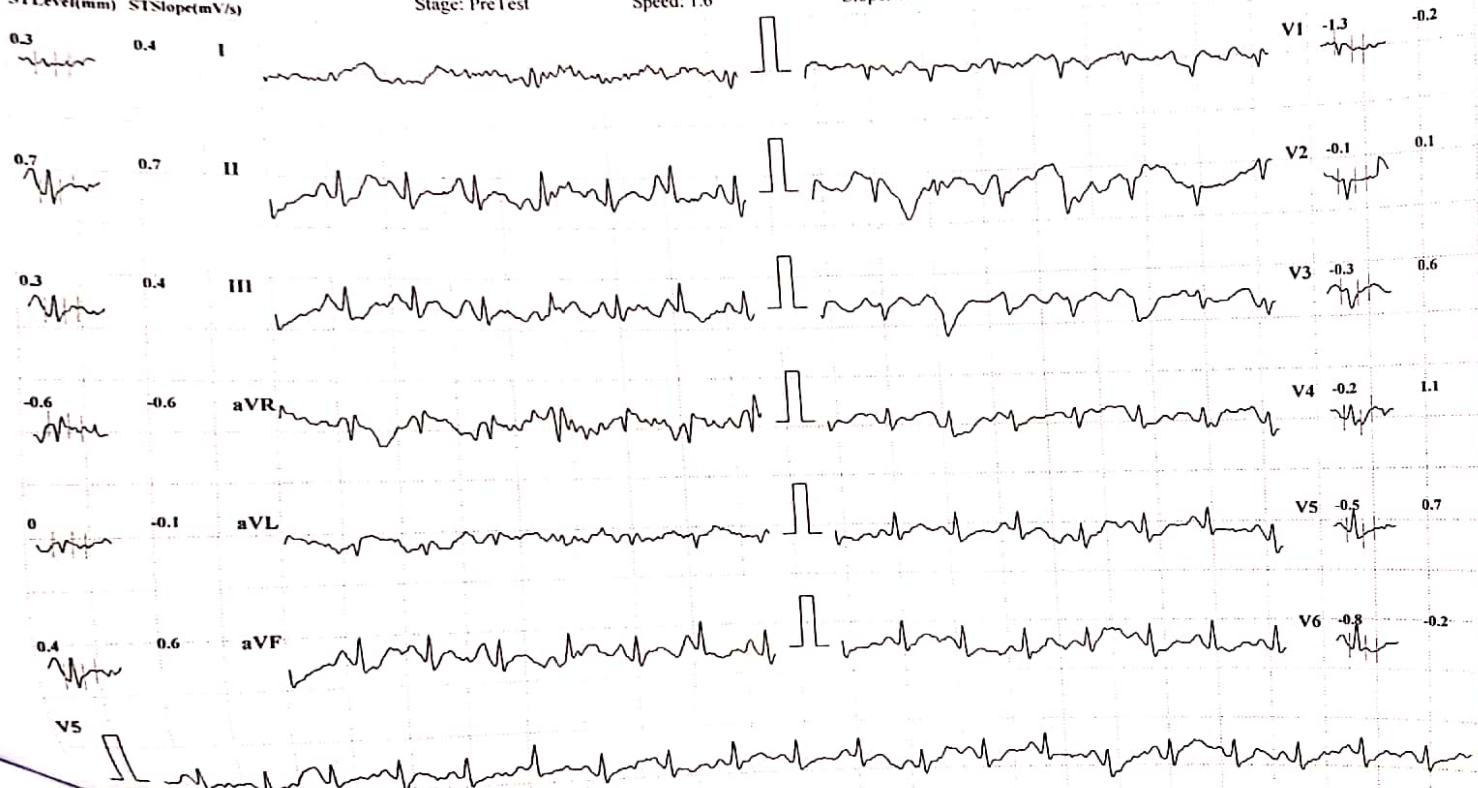
Date: 07-03-2023
Speed: 1.6

Exec Time : 0:00:00
Slope: 0 %

Stage Time: 01:26
THR: 161 bpm

HR: 127 bpm

BP: 120/80 mmHg
STLevel(mm) STSlope(mV/s)



Amplitude: 10mm/mV Filter: 35 Hz Mains Filter: ON ISO = R - 60 ms, J = R + 60 ms, Post J = J + 80 ms

Schiller Spandan CS-10 Version:2.12

MYO-CLINIC MEDICAL CENTRE, KOLHAPUR [+91 9307257414]

RUKSAR MOHASEENKHAN SHAIKH

Bruce Protocol
STLevel(mm) STSlope(mV/s)

ID: 220
Stage: 1

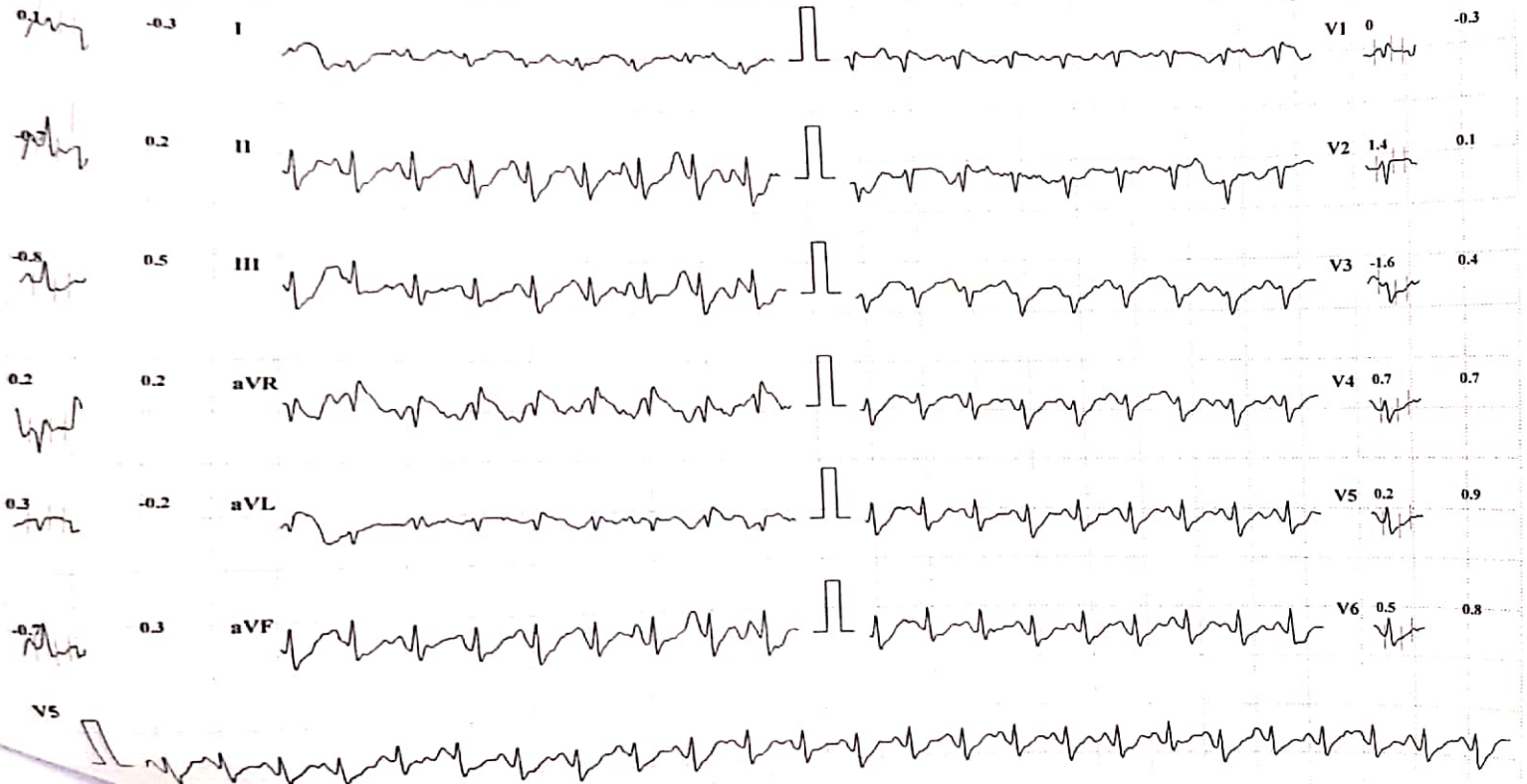
Date: 07-03-2023
Speed: 2.7 kmph

Exec Time : 0:03:00
Slope: 10 %

Stage Time: 03:00
THR: 161 bpm

HR: 158 bpm

BP: 130/80 mmHg
STLevel(mm) STSlope(mV/s)



Amplitude: 10mm/mV Filter: 35 Hz Mains Filter: ON ISO = R - 60 ms, J = R + 60 ms, Post J = J + 80 ms

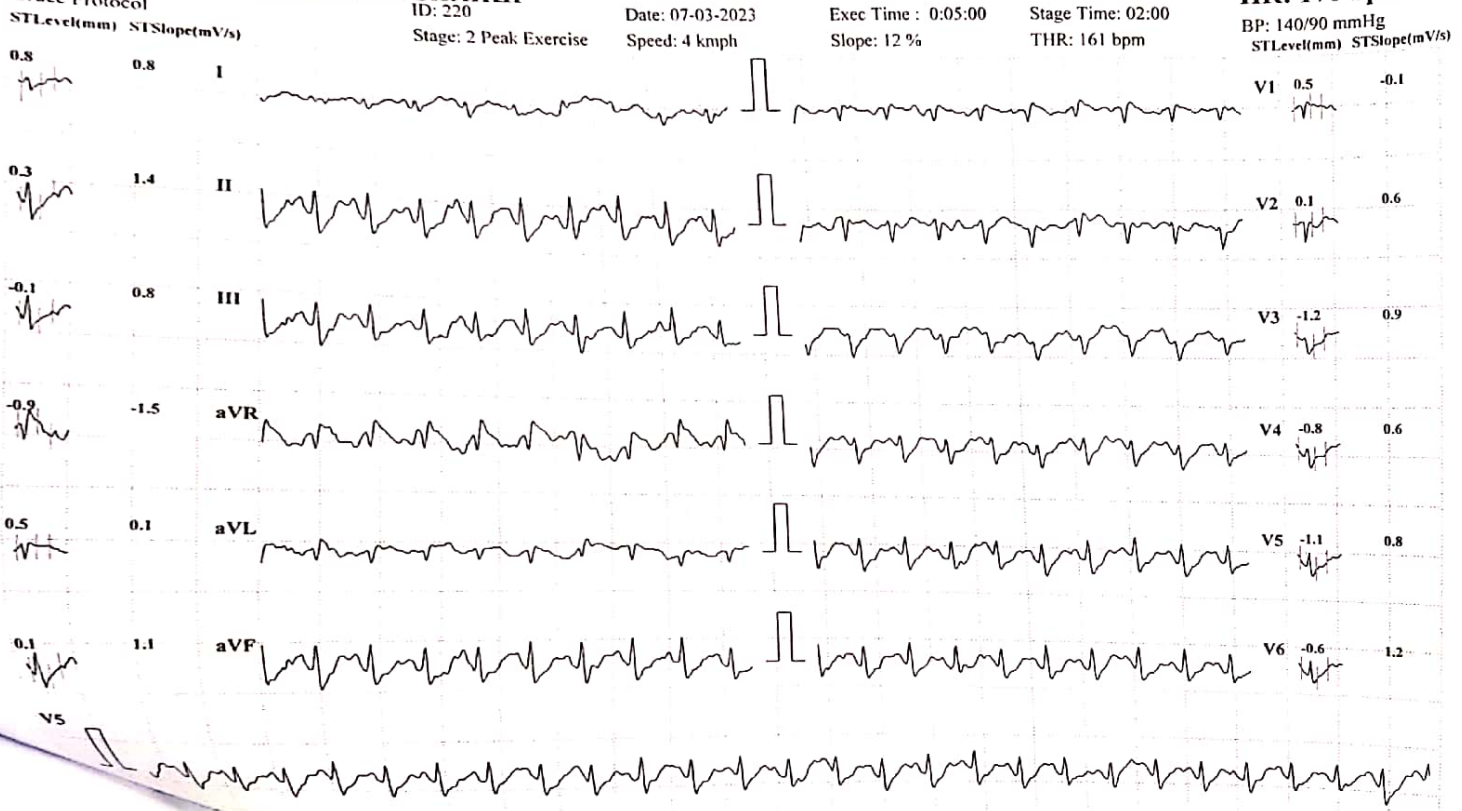
Schiller Spandan CS-10 Version: 2.12

MYO-CLINIC MEDICAL CENTRE, KOLHAPUR [+91 9307257414]

RUKSAR MOHASEENKHAN SHAIKH
 Bruce Protocol
 ID: 220

Date: 07-03-2023
 Exec Time : 0:05:00
 Stage Time: 02:00
 Speed: 4 kmph
 Slope: 12 %
 THR: 161 bpm

HR: 170 bpm
 BP: 140/90 mmHg
 STLevel(mm) STSlope(mV/s)



Amplitude: 10mm/mV Filter: 35 Hz Mains Filter: ON ISO = R - 60 ms, J = R + 60 ms, Post J = J + 80 ms
 Schiller Spandan CS-10 Version:2.12

MYO-CLINIC MEDICAL CENTRE, KOLHAPUR [+91 9307257414]

RUKSAR MOHASEENKHAN SHAIKH

ID: 220

Date: 07-03-2023

Exec Time : 00:00

Stage Time: 01:00

HR: 140 bpm

Bruce Protocol

Stage: Recovery I

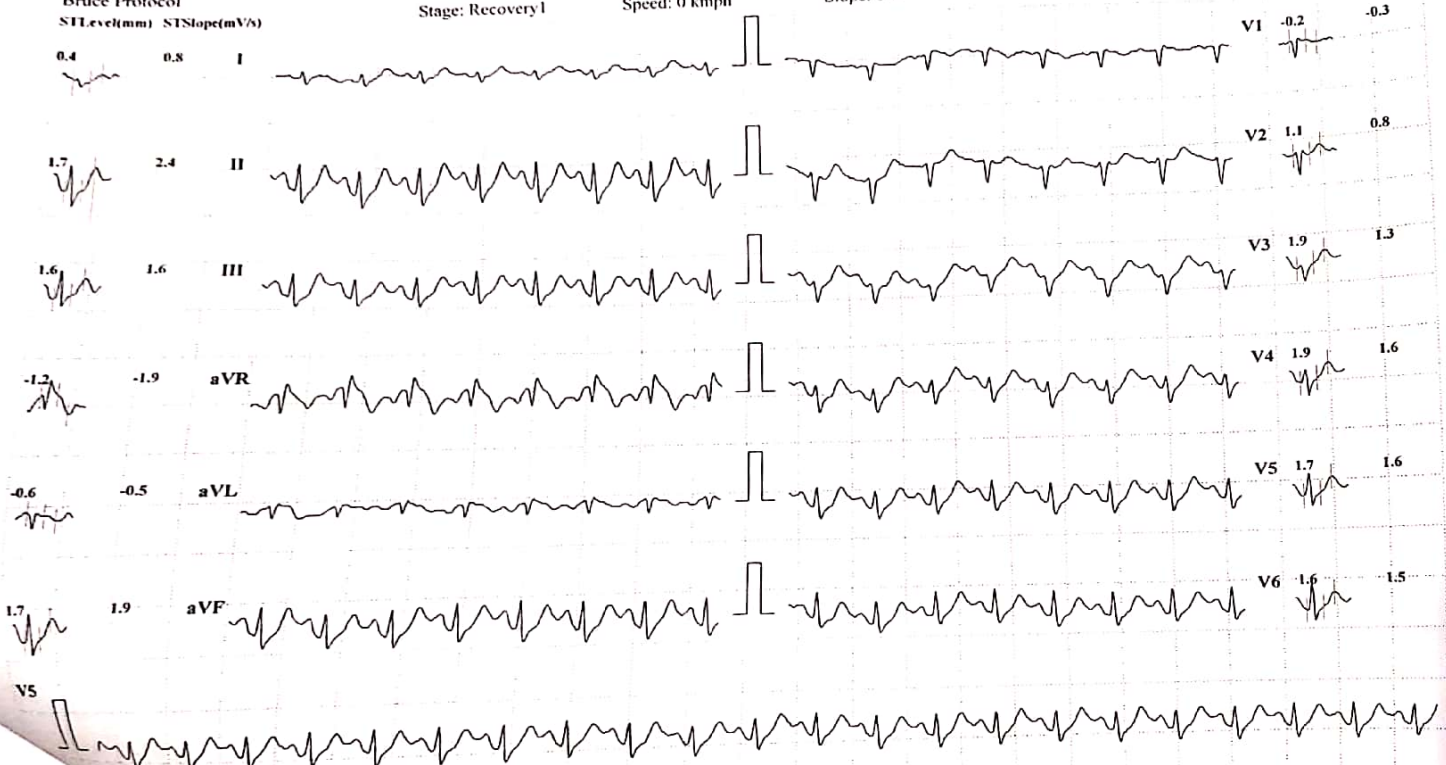
Speed: 0 kmph

Slope: 0 %

THR: 161 bpm

BP: 140/90 mmHg

STLevel(mm) STSlope(mV/s)



Amplitude: 10mm/mV Filter: 35 Hz Mains Filter: ON ISO = R - 60 ms, J = R + 60 ms, Post J = J + 80 ms

Schiller Spandan CS-10 Version:2.12

MYO-CLINIC MEDICAL CENTRE, KOLHAPUR [+91 9307257414]

RUKSAR MOHASEENKHAN SHAIKH

Bruce Protocol
STLevel(mm) STSlope(mV/s)

ID: 220
Stage: Recovery2

Date: 07-03-2023
Speed: 0 kmph

Exec Time : 00:00
Slope: 0 %

Stage Time: 01:00
THR: 161 bpm

HR: 116 bpm

BP: 140/80 mmHg
STLevel(mm) STSlope(mV/s)



Amplitude: 10mm/mV Filter: 35 Hz Mains Filter: ON ISO = R - 60 ms, J = R + 60 ms, Post J = J + 80 ms

Schiller Spandan CS-10 Version:2.12

MYO-CLINIC MEDICAL CENTRE, KOLHAPUR [+91 9307257414]

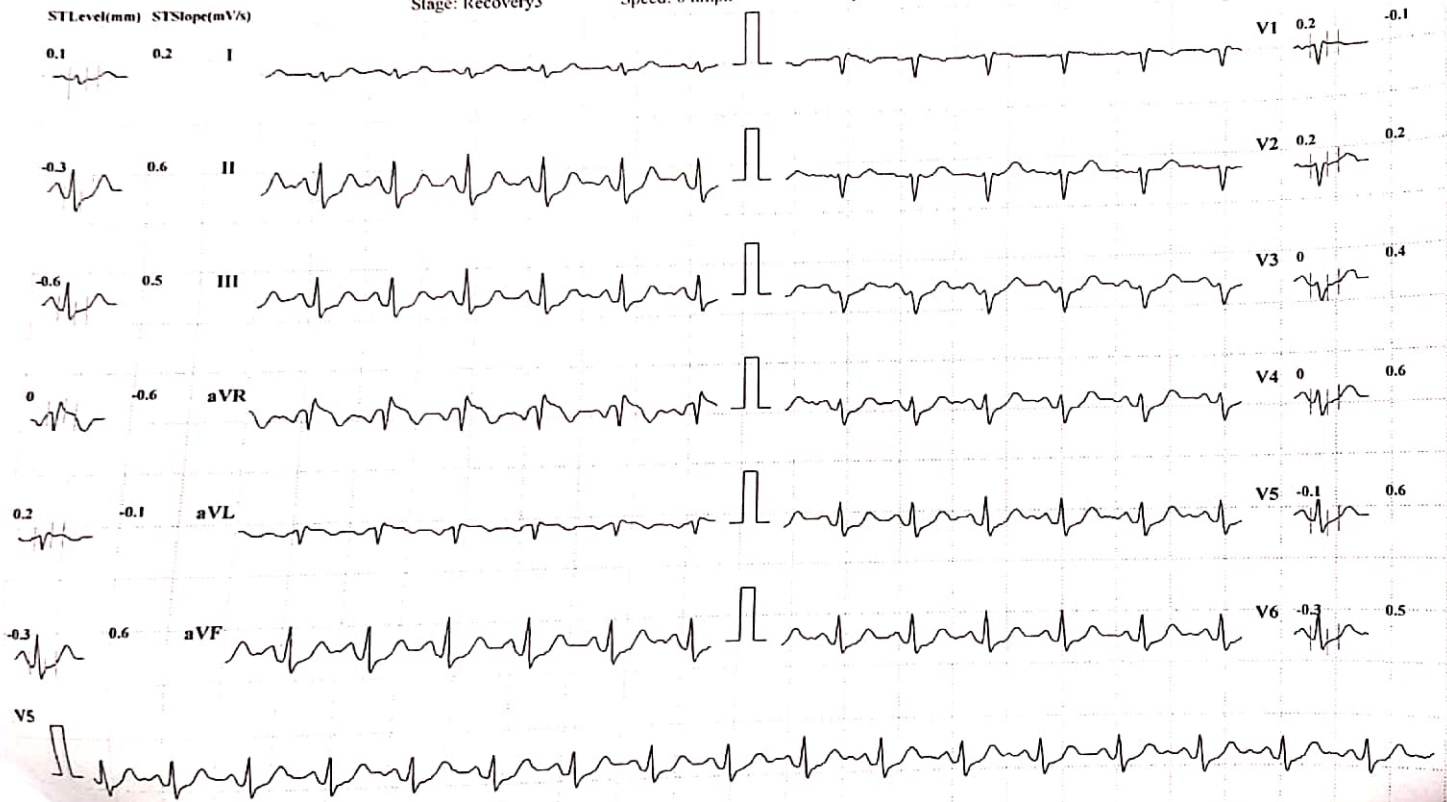
RUKSAR MOHASEENKHAN SHAIKH
Bruce Protocol
STLevel(mm) STSlope(mV/s)

Date: 07-03-2023
Speed: 0 kmph

Exec Time : 00:00
Slope: 0 %

Stage Time: 01:00
THR: 161 bpm

HR: 110 bpm
BP: 130/80 mmHg
STLevel(mm) STSlope(mV/s)



Amplitude: 10mm/mV Filter: 35 Hz Mains Filter: ON ISO = R - 60 ms, J = R + 60 ms, Post J = J + 80 ms Schiller Spandan CS-10 Version:2.12

MYO-CLINIC MEDICAL CENTRE, KOLHAPUR [+91 9307257414]

RUKSAR MOHASEENKHAN SHAIKH

Bruce Protocol

STLevel(mm) STSlope(mVs)

ID: 220

Stage: Recovery-4

Date: 07-03-2023

Speed: 0 kmph

Exec Time : 00:00

Slope: 0 %

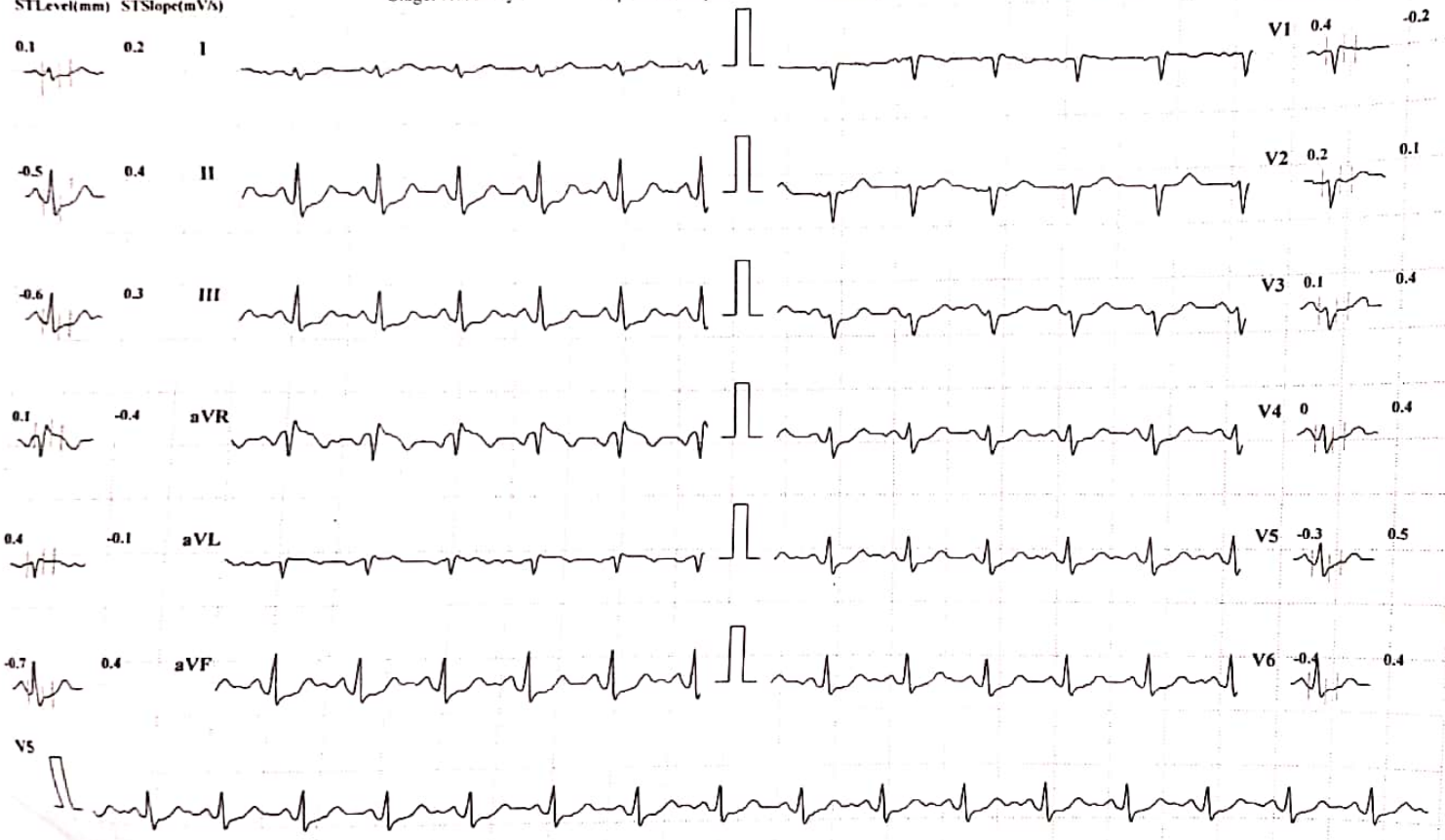
Stage Time: 01:00

THR: 161 bpm

HR: 105 bpm

BP: 130/80 mmHg

STLevel(mm) STSlope(mVs)



15 mm/sec

Amplitude: 10mm/mV Filter: 35 Hz Mains Filter: ON ISO = R - 60 ms, J = R + 60 ms, Post J = J + 80 ms

Schiller Spandan CS-10 Version:2.12

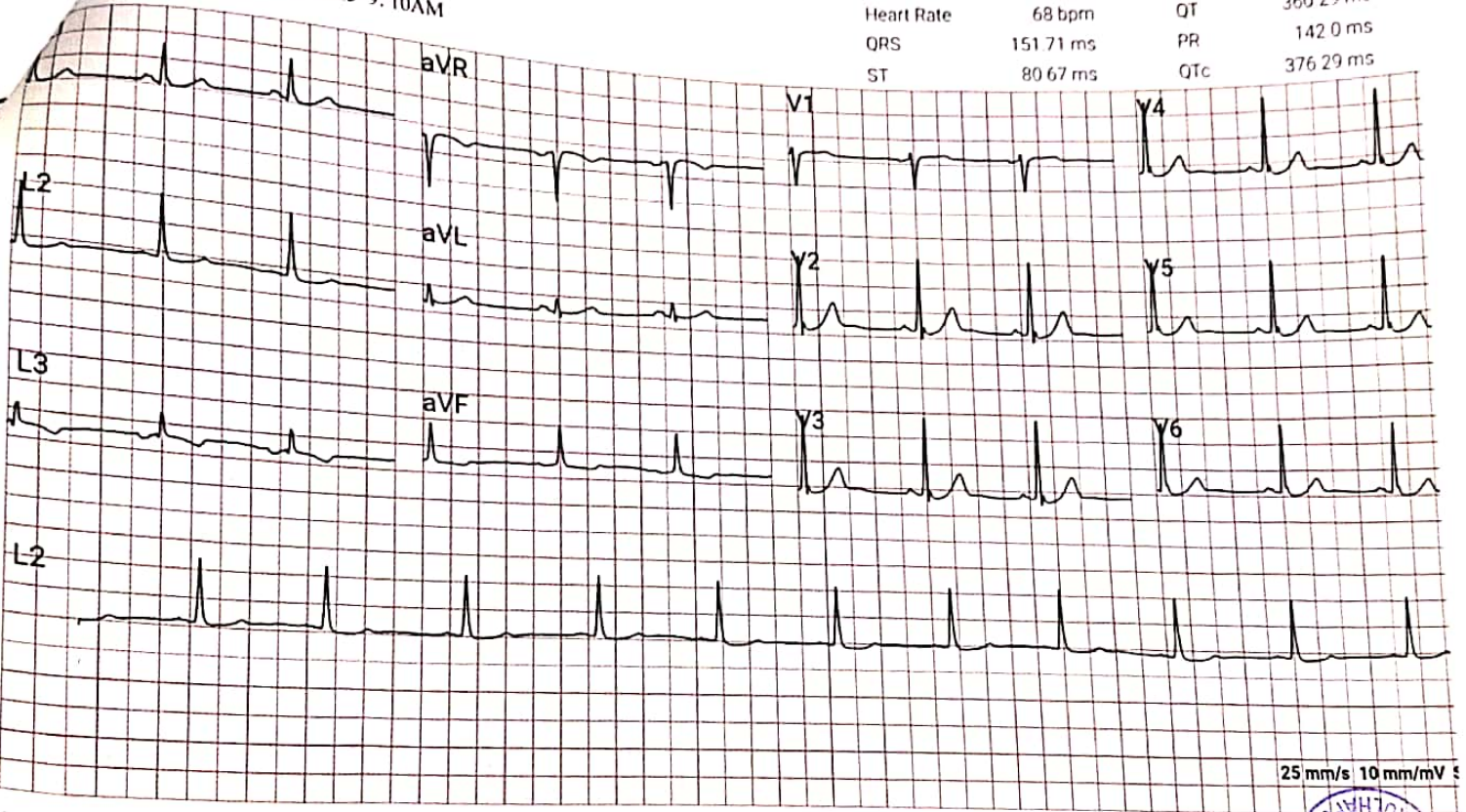
Ruksae Shaikh.

Age 29 / F

Time 03 MARCH 2023 9:10AM

12 lead simultaneous EC

Heart Rate	68 bpm	QT	360.29 ms
QRS	151.71 ms	PR	142.0 ms
ST	80.67 ms	QTc	376.29 ms



25 mm/s 10 mm/mV

Comments: Normal.

Reported By




Dr. Vandana G. Powar

M.B.B.S., D.C.C.
Reg. No. 68137

Deformed By: Dr. CHANTANIL DAIKAD MBBS MVDEUAD KOLHAPUR MAHARASHTRA TEL: 94110 70055



 GPS Map Camera

Kolhapur, Maharashtra, India

Rajghat Rd, Mangalwar Peth, C Ward,

Kolhapur, Maharashtra 416002, India

Lat 16.692827°

Long 74.2243°

07/03/23 09:38 AM GMT +05:30

