




भारत सरकार
Government of India

भारतीय विशिष्ट पहचान प्राधिकरण
Unique Identification Authority of India

नामांकन क्रम/ Enrolment No.: 0648/02481/47992

To
अरुण किरपेट्टा
Asunta Kispotta
C/O: Arun Kumar Kerketta
H No 80
Street 3 Block A
Near Shiv Mandir
Prem nagar Nariyal Kheda
Bhopal
Bhopal Madhya Pradesh - 462001
9755718006

Signature valid



आपका आधार क्रमांक / Your Aadhaar No. :

8721 3178 5041

VID : 9148 1755 4994 6594

मेरा आधार, मेरी पहचान



भारत सरकार
Government of India



Issue Date: 05/11/2013



अरुण किरपेट्टा
Asunta Kispotta
जन्म तिथि/DOB: 14/04/1987
महिला/ FEMALE



8721 3178 5041

VID : 9148 1755 4994 6594

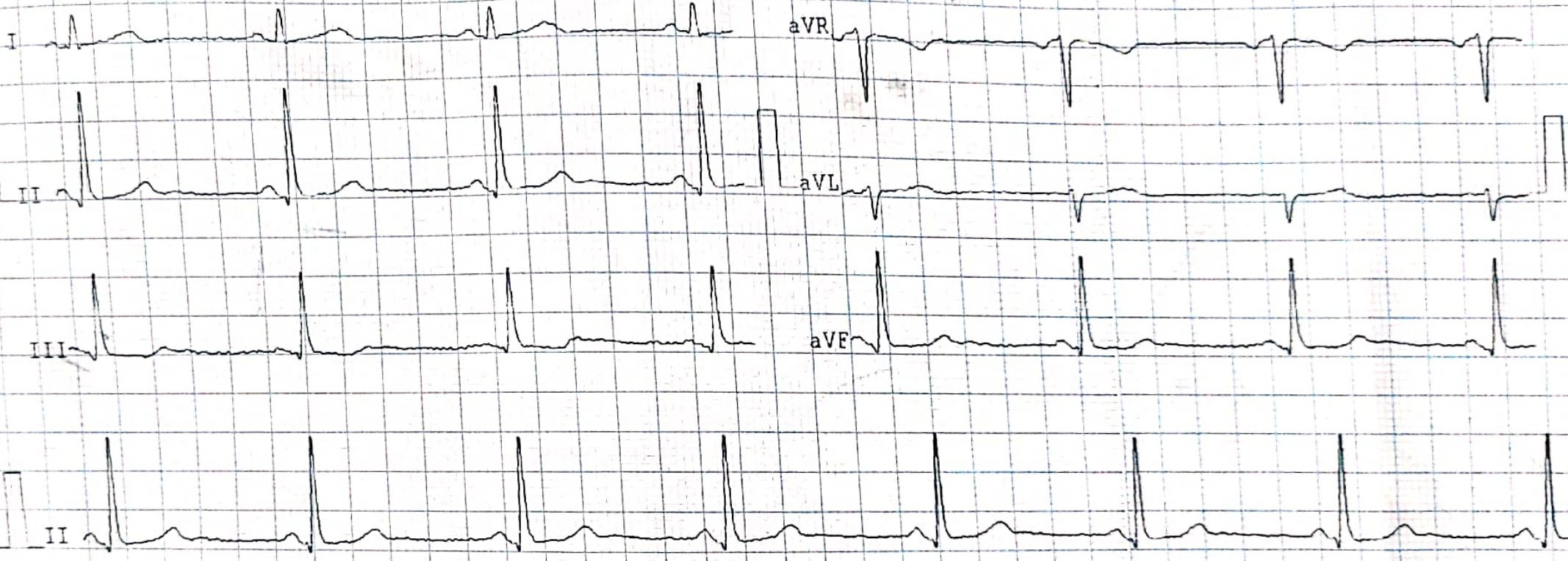
मेरा आधार, मेरी पहचान

Handwritten signature

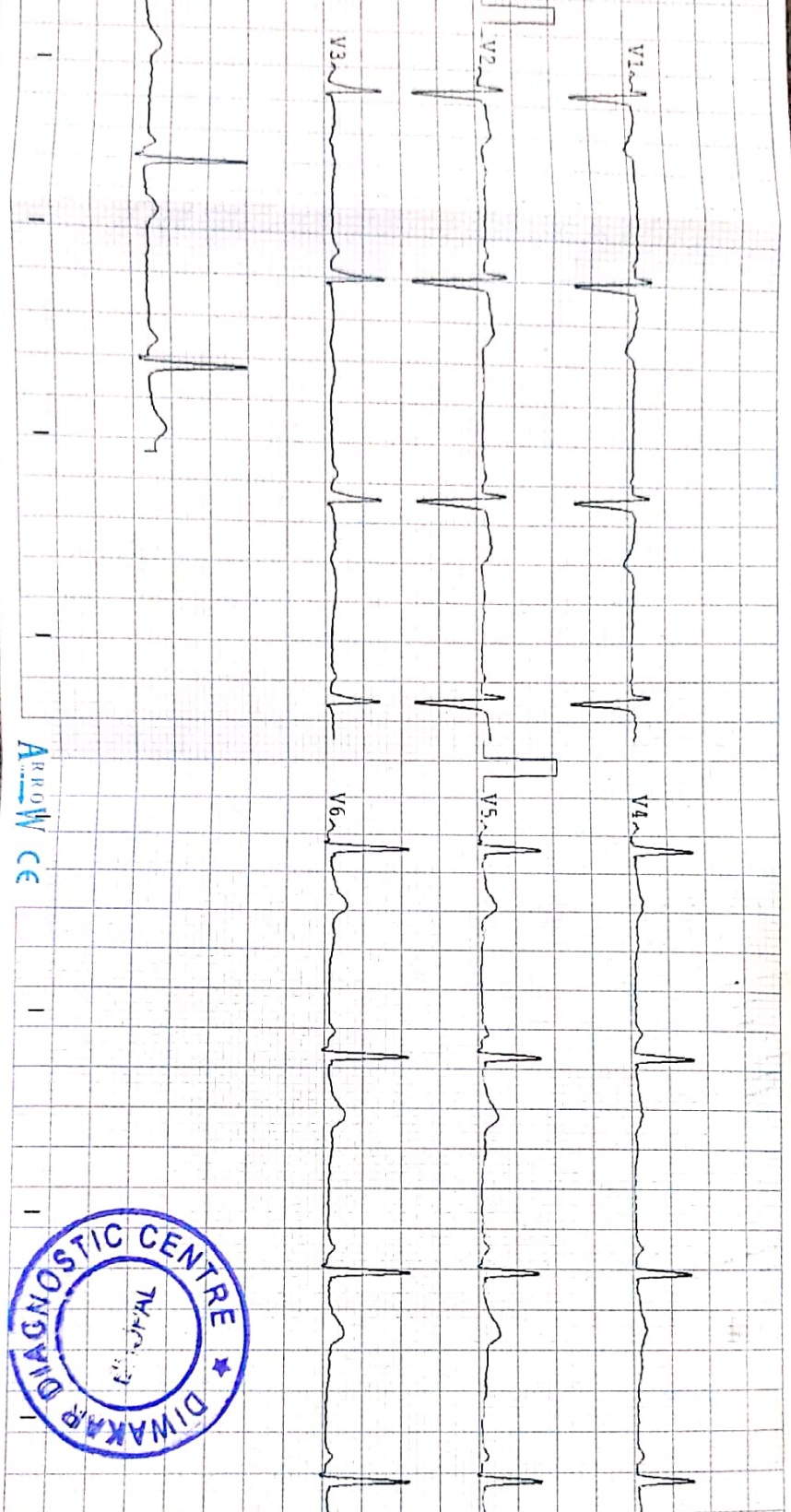
Mrs. Asunta

Age - 36/f

11/11/23



ARROW CE



Observations :-

HR	:-	57 bpm
R-R	:-	104.6ms
P-R	:-	0.65 ms
QRS	:-	72 ms
QT/QTc	:-	350/342 ms
P Axis	:-	56 °
R Axis	:-	64 °
T Axis	:-	42 °

Remarks :-

[Signature]

Unconfirmed report



Diwaker Diagnostics Centre

E-7, 636 Arera Colony, Bhopal(M.P.)

78 / ASUNTA KISPOTTA / 36 Yrs / F / 0 Cms / 0 Kg Date: 11-Nov-2023 Technician : BOB

Report :

Report

(GEM213180307)(R)/Allengers



TEST OBJECTIVE	: ROUTINE CHECK UP
RISK FACTOR	: FEMALE
ACTIVITY	: MODERATE ACTIVE
MEDICATION	: NONE
REASON FOR TERMINATION	: FATIGUE, HEART RATE ACHIEVED
EXERCISE TOLERANCE	: GOOD
EXERCISE INDUCED ARRHYTHMIAS	: NO
HAEMODYNAMIC RESPONSE	: NORMAL
CHRONOTROPIC RESPONSE	: NORMAL
FINAL IMPRESSION	: STRESS TEST IS NEGATIVE FOR EXERCISE INDUCED ISCHAEMIC HEART DISEASE



[Handwritten signature]

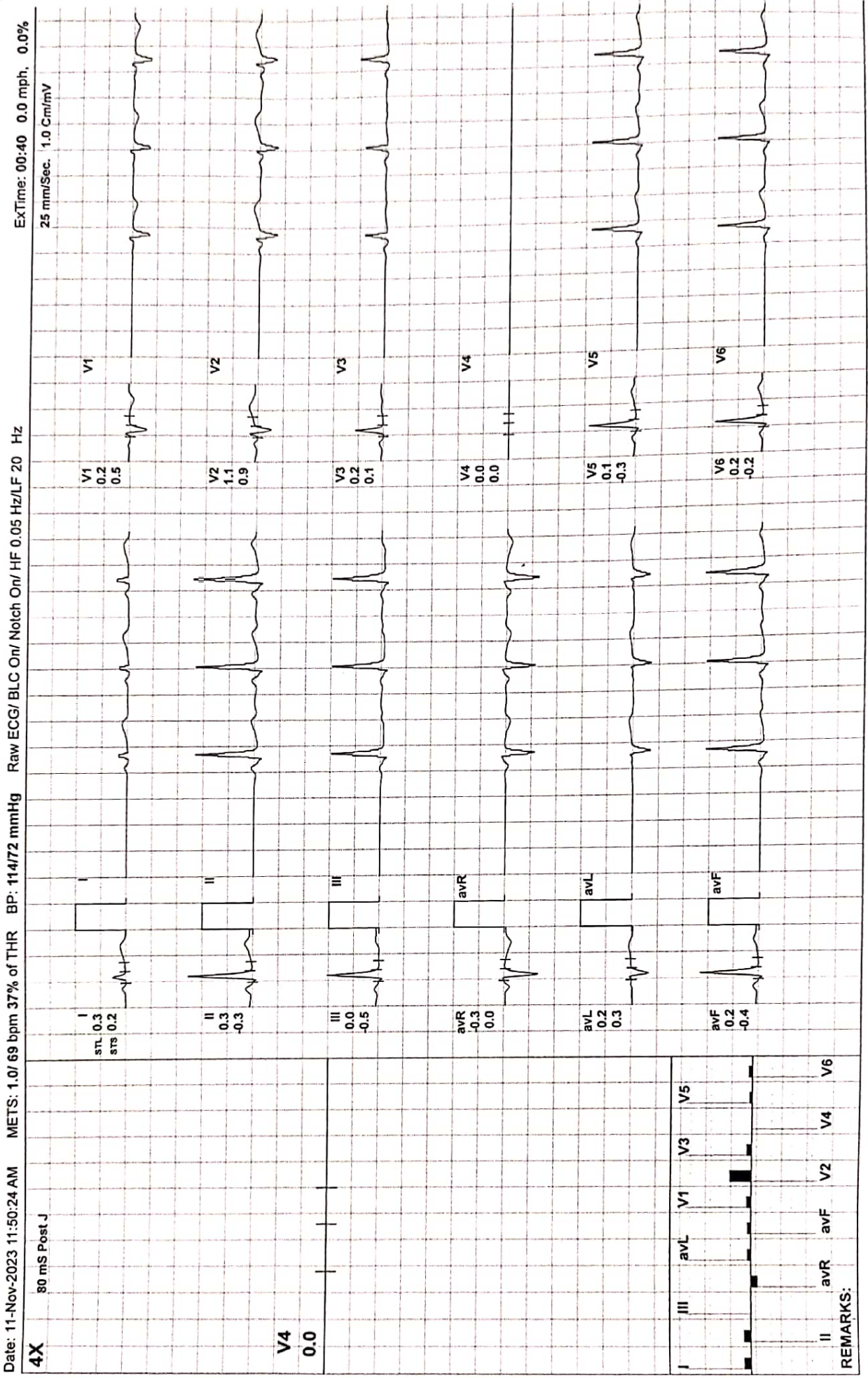




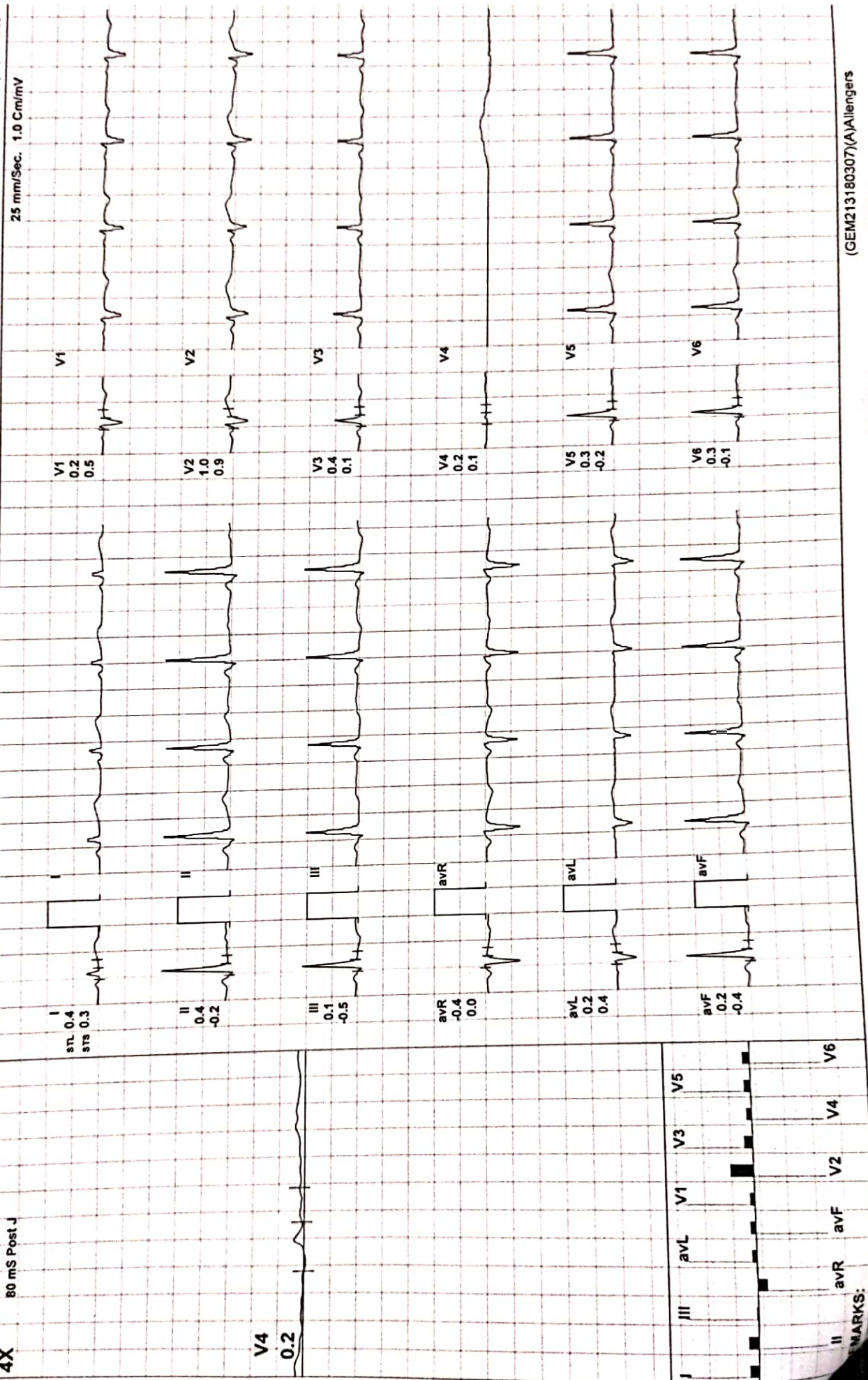
Stage	Time	Duration	Belt Speed (mph)	Elevation	METS	Rate	%THR Achieved	BP	RPP	PVC	Comments
Supine	00:41	0:01	00.0	00.0	01.0	69	38 %	114/72	078	00	
Standing	01:06	0:01	00.0	00.0	01.0	81	44 %	114/72	092	00	
HV	01:54	0:01	00.0	00.0	01.0	084	46 %	114/72	095	00	
Warm Up	02:32	0:01	01.0	00.0	01.0	078	42 %	114/72	088	00	
ExStart	02:43	0:07	01.7	10.0	01.1	078	42 %	114/72	088	00	
BRUCE Stage 1	05:43	3:00	01.7	10.0	04.7	146	79 %	120/80	175	00	
BRUCE Stage 2	08:43	3:00	02.5	12.0	07.1	159	86 %	130/88	206	00	
PeakEx	09:10	0:27	03.4	14.0	07.6	168	91 %	130/88	218	00	
Recovery	10:09	1:00	00.0	00.0	01.2	199	108 %	120/80	238	00	
Recovery	11:09	2:00	00.0	00.0	01.0	096	52 %	114/70	109	00	
Recovery	11:25	2:15	00.0	00.0	01.0	088	48 %	114/70	100	00	

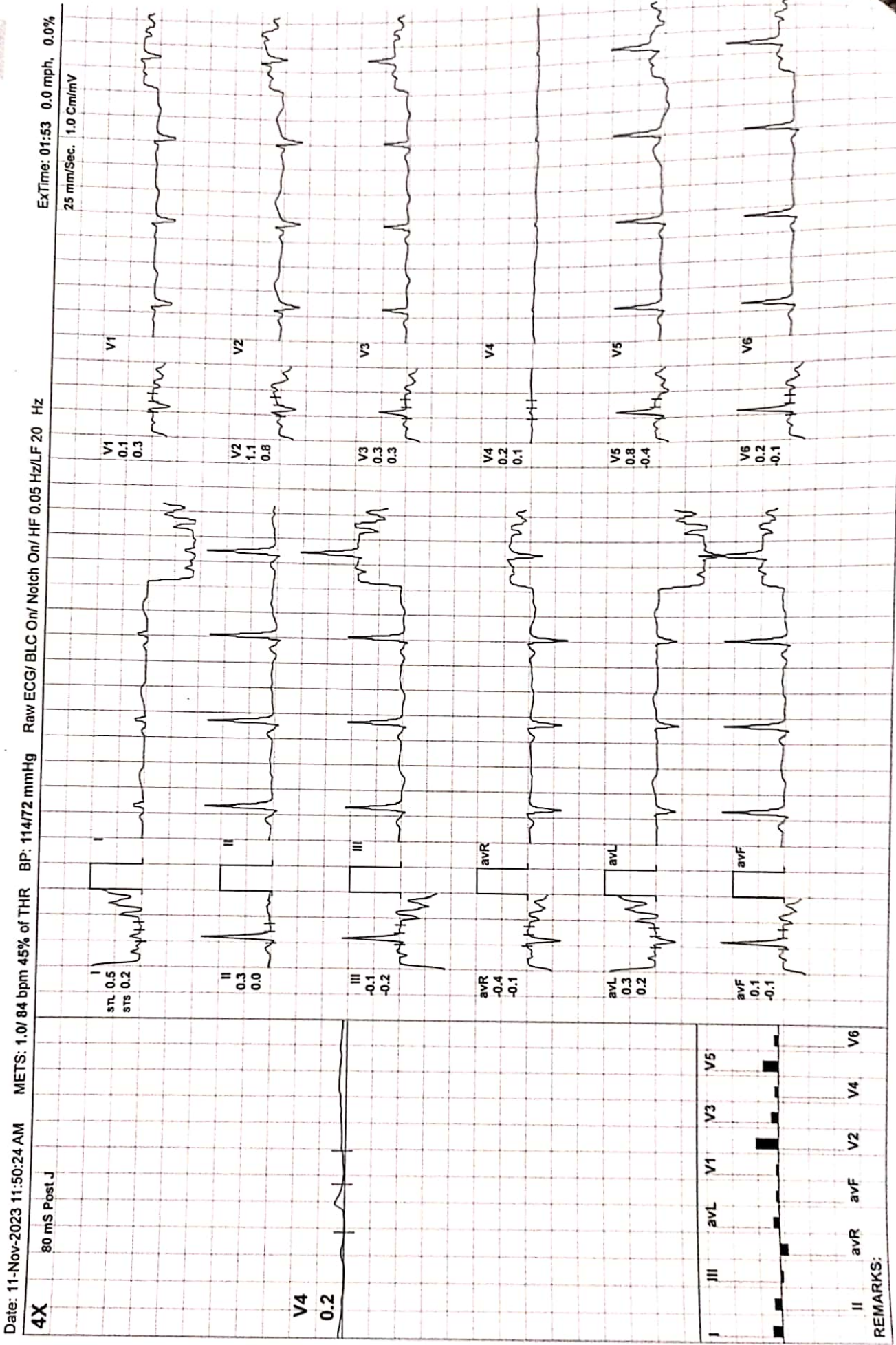
Findings :

Exercise Time : 06:28
 Max HR Attained : 199 bpm 108% of Target 184
 Max BP Attained : (Sys) 130/88
 Max Workload Attained : 7.6 Fair response to induced stress
 Max ST Dep Lead & Value : II & -2.3 mm in PeakEx mm
 Test End Reasons : Fatigue, Heart Rate Achieved



Date: 11-Nov-2023 11:50:24 AM METS: 1.0/ 81 bpm 44% of THR BP: 114/72 mmHg Raw ECG/ BLC On/ Notch On/ HF 0.05 Hz/LF 20 Hz ExTime: 01:05 0.0 mph, 0.0%

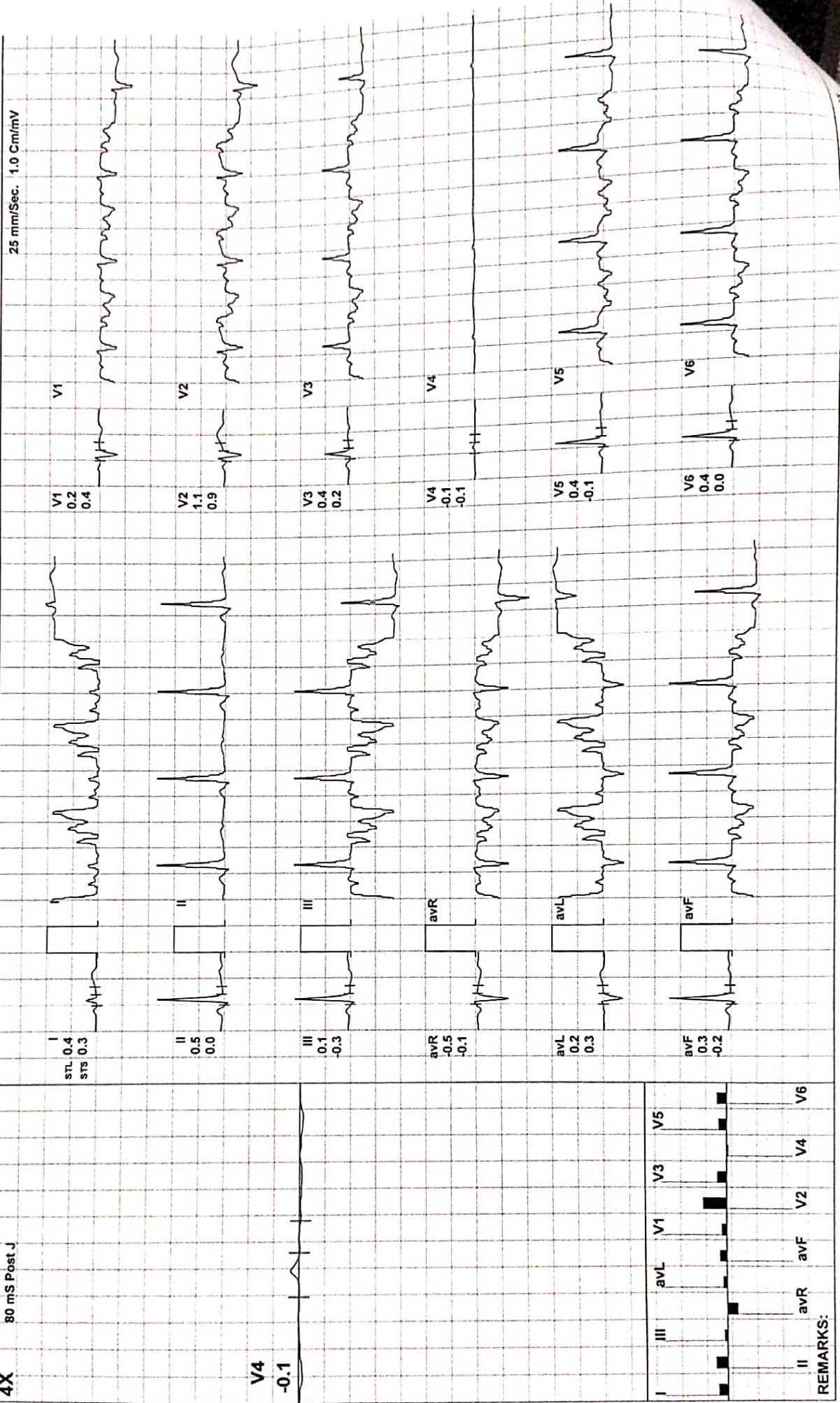






Date: 11-Nov-2023 11:50:24 AM METS: 1.0/ 74 bpm 40% of THR BP: 114/72 mmHg Raw ECG/ BLC On/ Notch On/ HF 0.05 Hz/LF 20 Hz

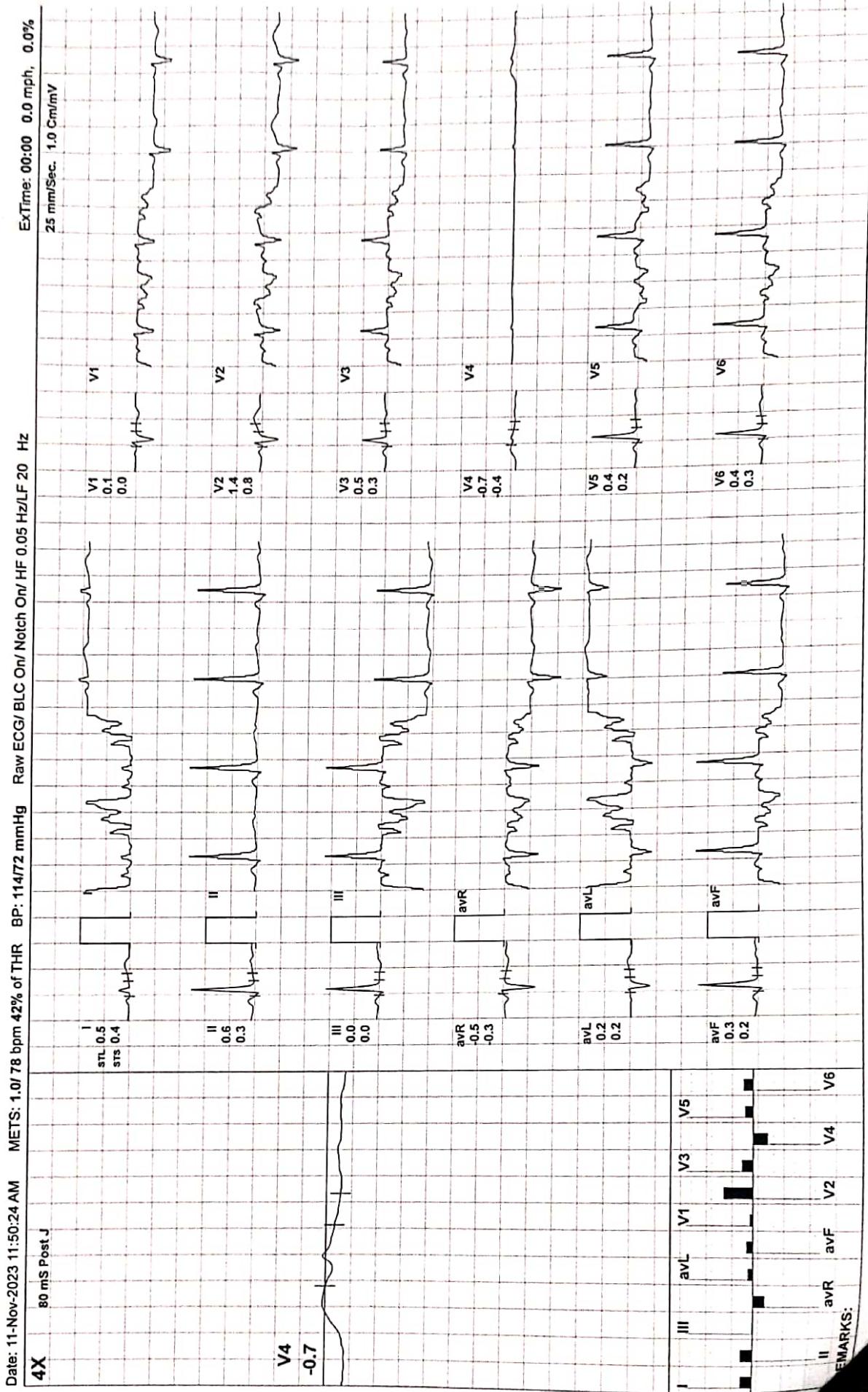
ExTime: 02:31 1.0 mph, 0.0%




Diwaker Diagnostics Centre

78 / ASUNTA KISPOTTA / 36 Yrs / F

ExStrt



(GEM213180307)(A)Allengers



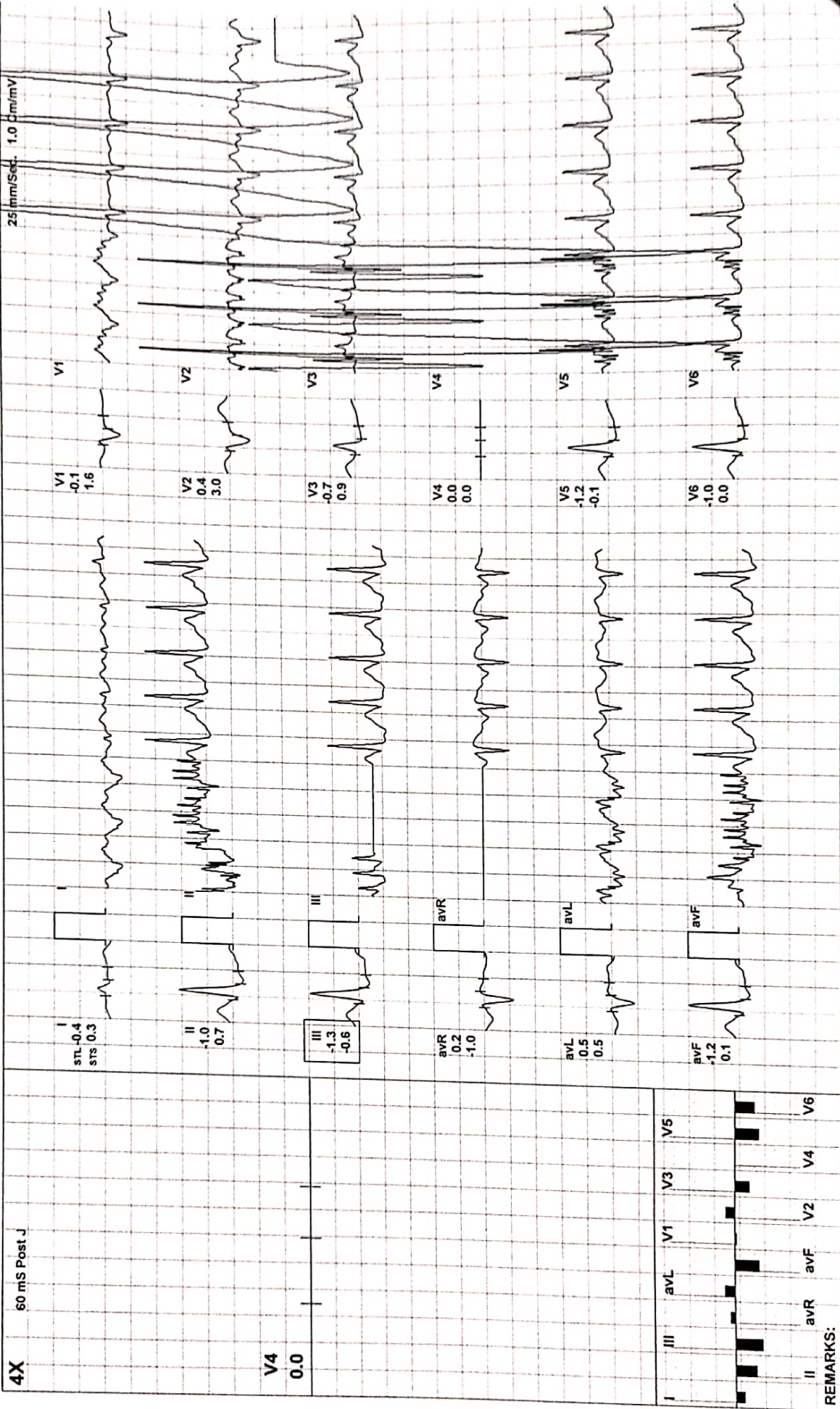
(GEM213180307)(A)Allengers



BRUCE : Stage 2 (03:00)

Diwaker Diagnostics Centre
78 / ASUNTA KISPOTTA / 36 Yrs / F

Date: 11-Nov-2023 11:50:24 AM METS: 7.1/ 159 bpm 86% of THR BP: 130/88 mmHg Raw ECG/ BLC On/ Notch On/ HF 0.05 Hz/LF 20 Hz ExtTime: 06:00 2.5 mph, 12.0%



(GEM213180307)(A)Allengers

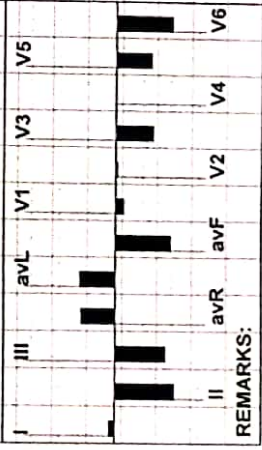
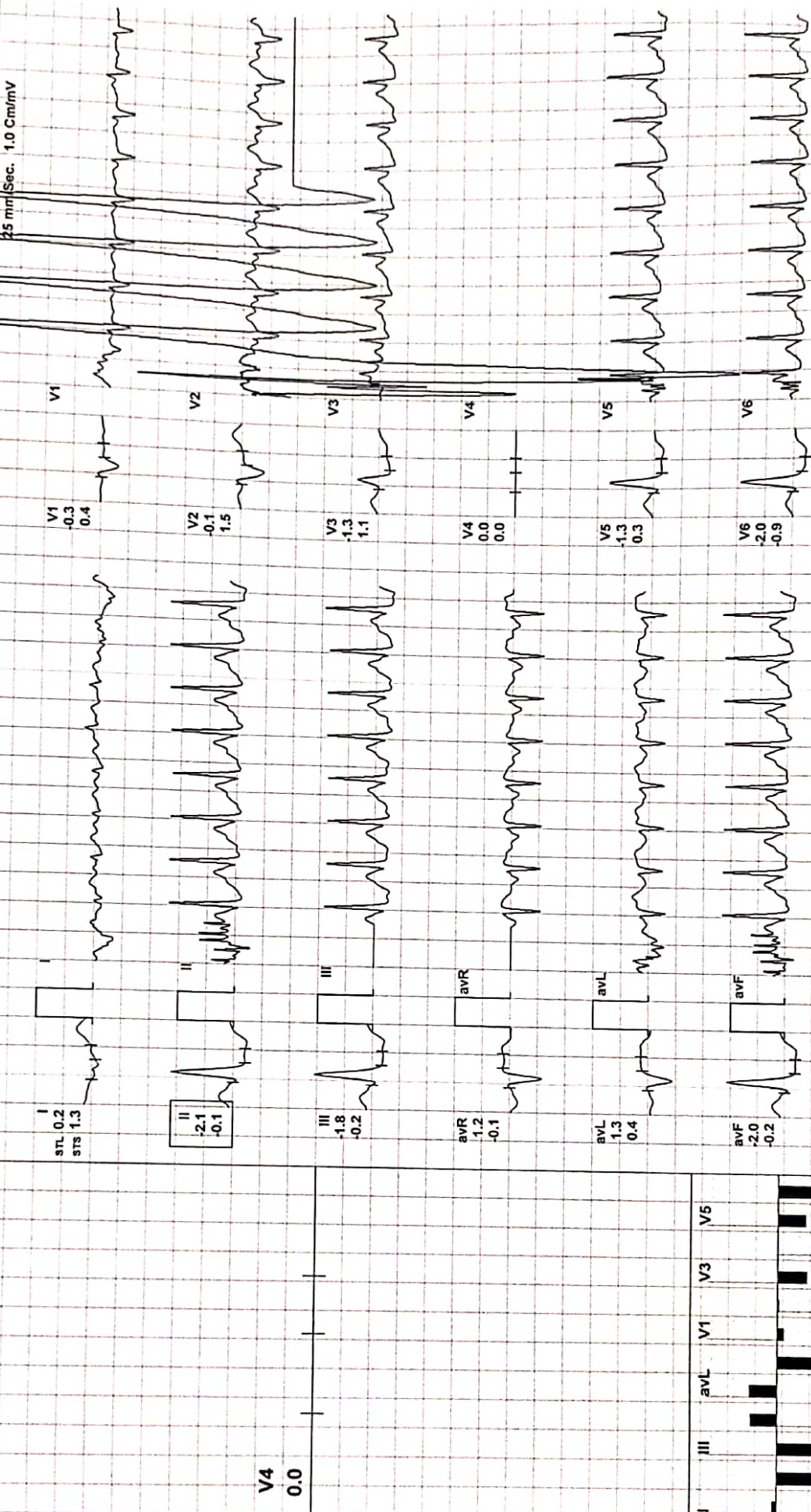
Diwaker Diagnostics Centre

78 / ASUNTA KISPOTTA / 36 Yrs / F



PeakEx

Date: 11-Nov-2023 11:50:24 AM METS: 7.6/168 bpm 91% of THR BP: 130/88 mmHg Raw ECG/BLC On/ Notch On/ HF 0.05 Hz/LF 20 Hz
 4X 60 mS Post J ExTime: 06:27 3.4 mph, 14.0% 25 mm/Sec. 1.0 Cm/mV



REMARKS:

Diwaker Diagnostics Centre

78 / ASUNTA KISPOTTA / 36 Yrs / F

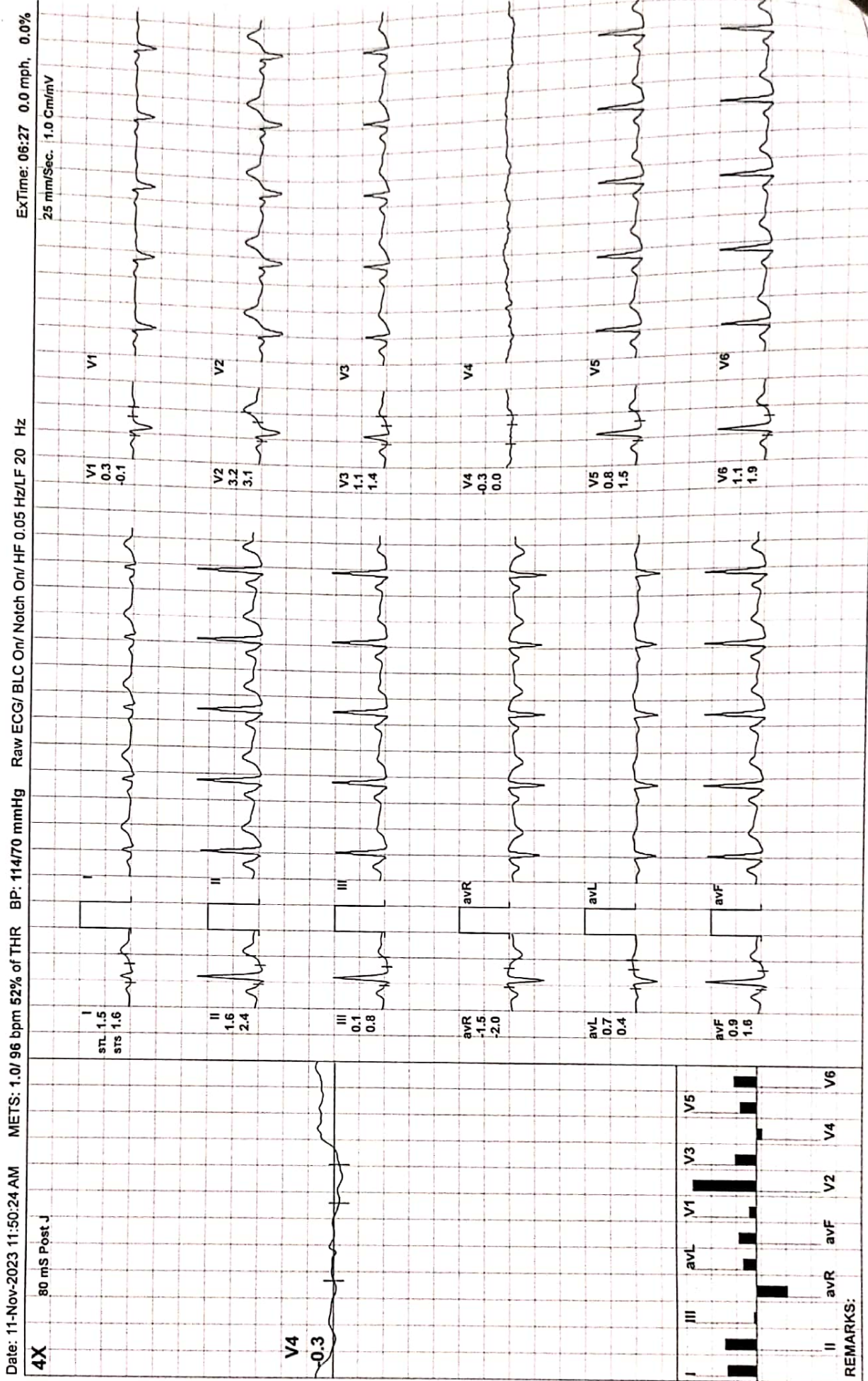
Recovery : (01:00)

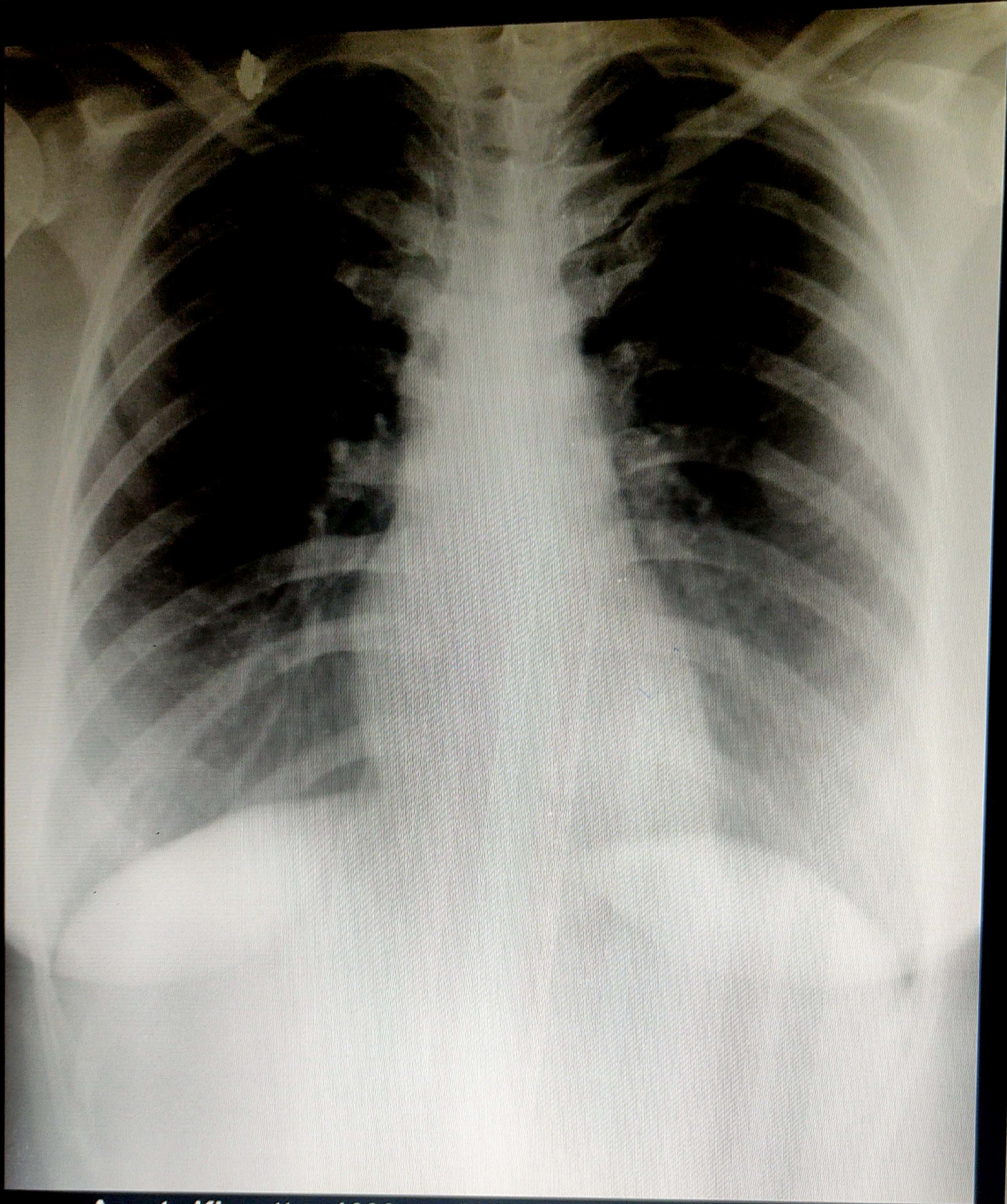


Date: 11-Nov-2023 11:50:24 AM METS: 1.1/ 199 bpm 108% of THR BP: 120/80 mmHg Raw ECG/ BLC On/ Notch On/ HF 0.05 Hz/LF 20 Hz
4X 60 mS Post J



REMARKS:





**Asunta Kispotta 1698 CHEST,FRN P->A 11-Nov-23
DIWAKAR DIAGNOSTIC CENTRE , ARERA COLONY ,BHOPAL**



Diwakar Diagnostic Centre

पैथोलोजी | टी.एम.टी. | एक्स-रे | ई.सी.जी. | एको कार्डियो | एनो ग्राफी

2023

Boost the Immunity

YOGURT	SUNFLOWER SEEDS	KIWI	GREEN TEA	GARLIC
BROCCOLI	BLUE BERRIES	ALMOND	GINGER	CINNAMON
TOMATOES	TULSI	TURMERIC	CLOVES	APPLE

HOLIDAY LIST

14 January - Makar Sankranti | 28 January - Republic Day | 8 March - Holi | 10 March - Maha Navami | 4 April - Makar Sankranti | 7 April - Good Friday
 15 April - Eid al Fitr | 15 August - Independence Day | 16 August - Raksha Bandhana | 19 September - Ganesh Chaturthi | 2 October - Ganesh Jayanti |
 24 October - Dussehra | 13 November - Gauri | 25 December - Christmas Day

Mylinboost MD, Edicadonaz 670
Alvirin 0.4/0, Glimfree M1144v2





दिवाकर डायग्नोस्टिक सेंटर

E-7/636, पंजाब नेशनल बैंक के पास, मैन रोड, अरेरा कॉलोनी, भोपाल (म.प्र.
मों : 9826340190

Pt Name :- Mrs.Asunta Kispotta
Age :- 36/F
Lab. No. :- 01
Date :- 11/11/2023

EXAMINATION OF BLOOD

TEST	RESULT	NORMAL VALUE
Haemoglobin	11.1gms%	Female 12-16gms%, Male 14-18gms%
Red Cell count	4.45	4.5-5.6 million /cumm
Platelet Count	1.85	1.5-5.6 Lac/cumm
Leucocytes per.cu.mm	5800/cumm	5000-11000/cumm
Neutrophils	65%	50-70%
Lymphocytes	30%	20-40%
Eosinophils	03%	0-7%
Monocytes	02%	2-8%
PCV	43.6	37-47
MCV	87.9	76-96
MCH	26.7	27-32
MCHC	30.4	31-35
ESR	08	Male 0-9, Female 0-20mm/FHR
Blood Group	"A" Positive	By slide method
Total Serum Cholesterol	178.0	100-250 mg%
Serum Triglyceride	148.0	Up to 150 mg%
Serum Cholesterol HDL	51.0	Up to 65 mg%
Serum Cholesterol LDL	97.4	Up to 125 mg%
VLDL	29.6	Up to 30 mg%
S.Bilirubin(Total)	0.9	0.2-1.0mg/dl
Direct	0.5	0.0-0.25mg/dl
Indirect	0.4	
SGOT	26.0	5-35U/L
SGPT	30.0	8-40U/L
Alk Phosphatase	8.9	3-13 KA units
S. Protein(Total)	6.0	6.0-8.0mg%
Albumin	4.0	3.7-5.3mg%
Globulin	2.0	1.5 to 3.5 mg%
Blood Urea	22.0	Up to 40 mg%
S.Creatine	0.98	0.5-1.4mg/dl
S. Uric Acid	6.0	3.5-7.5mg%
GGTP	24.0	5-35 UL/dl
Fasting Blood Sugar	84.2	Up to 110 mg%
PP Blood Sugar	110.0	Up to 125 mg%
Glycosylated Hemoglobin HBA1c	5.5	Below - 6.0 % -Non Diabetic control 6-7 % -Excellent control Above- 8 % -Poor control
Thyrod Stimulating Hormone(TSH)	3.9	0.27-4.2

0.27-4.2
Pathologist

All test have technical limitation. Collaborative clinic pathological interpretation is mandatory. In case of disparity test may be repeated immediately. Typographical mistakes should be get correct instantly. This report is not valid for medico legal purpose

Dr. Deepika Agrawal
MBBS, MD.
Consultant Pathologist





दिवाकर डायग्नोस्टिक सेंटर

E-7/636, पंजाब नेशनल बैंक के पास, मैन रोड, अरेरा कॉलोनी, भोपाल (म.प्र.
मॉ : 9826340190

Pt Name :- MRS.Asunta Kispotta
Age :- 36/F
Lab. No. :- 01
Date :- 11/11/2023

URINE ANALYSIS

<u>A. PHYSICALEXAMINATION</u>	
1. Colour	Pale Yellow
2. Appearance	Clear
3. Specific Gravity	Q.N.S.
<u>B. CHEMICAL EXAMINATION</u>	
1.Reaction	Acidic
2.Albumin	Nil
3.Sugar	Nil
4.Bile Salts	Absent
<u>C. MICROSCOPIEXAMINATION</u>	
Pus Cells	2-3/HPF
R.B.C.	Nil
Epithelial Cell	2-3/HPF
Cast	Nil
Crystals(Cal.Oxa)	Nil
Bacteria	Nil
Amorphous	Nil
T. Vaginitis	Nil

Dr. Deepika Agrawal
MBBS, MD.
Consultant Pathologist

Pathologist





दिवाकर डायग्नोस्टिक सेंटर

E-7/636, पंजाब नेशनल बैंक के पास, मैन रोड, असेा कॉलोनी, भोपाल (म.प्र.
मॉ : 9826340190

Pt Name :	MRS.Asunta Kispotta
Age :	36/F
Lab. No. :	01
Date :	11/11/2023
Skigram	X Ray Chest PA View
Radiologist	Dr. B.M.Agarwal MD (Radiology)

REPORT

Tricia Central

Thoracic cage normal

Both Lungs Field Clear.

Both hilers normal

Cardiac border normal

Both cp angles clear

Both domes and diaphragm normal

IMPRESSION

-NO CARDIO PULMONARY PATHOLOGY
-COORELATE WITH CLINICAL FINDINGS.

Dr. B. M. Agarwal
MD, Radiology
Consultant Radiologist

Radiologist

