

Patient Name : **MRS. VANDANA KUMAR**
Patient ID : 35525
Age / Sex : 39 years / Female
Referred by : MEDIWHEEL
Bill ID : 60941

Collected : Mar 30, 2022, 11:08 a.m.
Reported : Mar 30, 2022, 04:08 p.m.
Sample ID :



171597

Test Description	Results	Units	Biological Reference Range
------------------	---------	-------	----------------------------

TOTAL THYROXINE (T4)

Sample Type : Serum

Total Thyroxine (T4) [CLIA]	65.00	ng/ml	52 - 127
------------------------------------	-------	-------	----------

****END OF REPORT****

Dr. Sudhamani S. MD
Consultant Pathologist
Reg. No. : 90461

Patient Name : **MRS. VANDANA KUMAR**
Patient ID : 35525
Age / Sex : 39 years / Female
Referred by : MEDIWHEEL
Bill ID : 60941

Collected : Mar 30, 2022, 11:08 a.m.
Reported : Mar 30, 2022, 04:08 p.m.
Sample ID :



171597

Test Description	Results	Units	Biological Reference Range
------------------	---------	-------	----------------------------

BLOOD GROUP

Sample Type : EDTA / Whole Blood

ABO Grouping

"O"

Rh Grouping

POSITIVE

Note:

These report is for information purpose only. Blood group needs to be reconfirmed at the time of cross matching for blood transfusion.

****END OF REPORT****

Dr. Sudhamani S. MD
Consultant Pathologist
Reg. No. : 90461

Patient Name : **MRS. VANDANA KUMAR**
Patient ID : 35525
Age / Sex : 39 years / Female
Referred by : MEDIWHEEL
Bill ID : 60941

Collected : Mar 30, 2022, 11:08 a.m.
Reported : Mar 30, 2022, 04:08 p.m.
Sample ID :



Test Description	Results	Units	Biological Reference Range
	<u>ESR</u>		
Sample Type : EDTA / Whole Blood			
ESR	25	Mm/hr	0 - 20
Method	Westergren		

END OF REPORT



Dr. Sudhamani S. MD
Consultant Pathologist
Reg. No. : 90461

Patient Name : **MRS. VANDANA KUMAR**
Patient ID : 35525
Age / Sex : 39 years / Female
Referred by : MEDIWHEEL
Bill ID : 60941

Collected : Mar 30, 2022, 11:08 a.m.
Reported : Mar 30, 2022, 04:08 p.m.
Sample ID :




171597

Test Description	Results	Units	Biological Reference Range
<u>GLYCOCYLATED HAEMOGLOBIN</u>			
Sample Type : EDTA / Whole Blood			
Glycocyalted Haemoglobin (HbA1c) [Tosoh HPLC]	5.4	%	<5.7%NON DIABETIC 5.7-6.4% PRE-DIABETIC >6.5% DIABETIC <7.0% GOAL FOR DIABETIC ON TREATMENT
MEAN BLOOD GLUCOSE	108.28	mg/dL	116.89 - 154.2

END OF REPORT

Dr. Sudhamani S. MD
Consultant Pathologist
Reg. No. : 90461

Patient Name : **MRS. VANDANA KUMAR**
Patient ID : 35525
Age / Sex : 39 years / Female
Referred by : MEDIWHEEL
Bill ID : 60941

Collected : Mar 30, 2022, 11:08 a.m.
Reported : Mar 30, 2022, 04:08 p.m.
Sample ID : 
171597

Test Description	Results	Units	Biological Reference Range
------------------	---------	-------	----------------------------

LIVER FUNCTION TEST

Sample Type : Serum

TOTAL BILIRUBIN [DIAZO]	0.42	mg/dl	0.3-1.3 mg/dl
BILIRUBIN-DIRECT [DIAZO]	0.22	mg/dl	0.1-0.4 mg/dl
BILLIRUBIN-INDIRECT [CALCULATED]	0.20	mg/dl	0.1-0.9 mg/dl
S.G.O.T. (AST) [IFCC without Pyridoxal Phosphate]	22.60	IU/L	5-40 IU/L
S.G.P.T.(ALT) [IFCC without Pyridoxal Phosphate]	11.10	IU/L	5-40 IU/L
ALKALINE PHOSPHATASE [Amino Methyl Propanol (AMP)]	90.00	IU/L	44-147 IU/L
TOTAL PROTEINS [BIURET]	6.71	IU/L	6.0 - 8.5 g/dL
ALBUMIN [BROMO CRESOL GREEN (BCG)]	3.98	g/dl	3.5-5.0 g/dl
GLOBULIN [CALCULATED]	2.73	gm%	2.3-3.5 gm%
ALBUMIN/GLOBULIN RATIO [CALCULATED]	1.46		
GAMMA GT	16.20	U/L	0 - 45

Technique : Fully Automated Biochemistry Analyser ERBA EM-200

****END OF REPORT****

Dr. Sudhamani S. MD
Consultant Pathologist
Reg. No. : 90461

Patient Name : **MRS. VANDANA KUMAR**
Patient ID : 35525
Age / Sex : 39 years / Female
Referred by : MEDIWHEEL
Bill ID : 60941

Collected : Mar 30, 2022, 11:08 a.m.
Reported : Mar 30, 2022, 04:08 p.m.
Sample ID :



171597

Test Description	Results	Units	Biological Reference Range
------------------	---------	-------	----------------------------

TOTAL TRIIODOTHYRONINE (T3)

Sample Type : Serum

TotalTriiodothyronine (T3) [CLIA]	1.46	ng/dL	0.69 - 2.15
--	------	-------	-------------

****END OF REPORT****

Dr. Sudhamani S. MD
Consultant Pathologist
Reg. No. : 90461

Patient Name : **MRS. VANDANA KUMAR**
Patient ID : 35525
Age / Sex : 39 years / Female
Referred by : MEDIWHEEL
Bill ID : 60941

Collected : Mar 30, 2022, 11:08 a.m.
Reported : Mar 30, 2022, 04:08 p.m.
Sample ID :



171597

Test Description	Results	Units	Biological Reference Range
------------------	---------	-------	----------------------------

ULTRASENSITIVE THYROID STIMULATING HORMONE (TSH)

Sample Type : Serum

Ultrasensitive Thyroid Stimulative Hormone (TSH) [CLIA]	1.93	μIU/mL	0.3- 4.5 1st trimester - 0.1 - 2.5μIU/mL 2nd trimester - 0.2 - 3μIU/mL 3rd trimester - 0.3 - 3μIU/mL
---	------	--------	---

Clinical Significance :-

1. Serum TSH concentrations exhibit a diurnal variation with the peak occurring during the night.
2. Useful for: Screening for thyroid dysfunction and detecting mild (subclinical), as well as overt, primary hypo- or hyperthyroidism in ambulatory patients.
3. Monitoring patients on thyroid replacement therapy.
4. Confirmation of thyroid-stimulating hormone (TSH) suppression in thyroid cancer patients on thyroxine suppression therapy.
5. Prediction of thyrotropin-releasing hormone-stimulated TSH response.

END OF REPORT

Dr. Sudhamani S. MD
Consultant Pathologist
Reg. No. : 90461

Patient Name : **MRS. VANDANA KUMAR**
Patient ID : 35525
Age / Sex : 39 years / Female
Referred by : MEDIWHEEL
Bill ID : 60941

Collected : Mar 30, 2022, 11:08 a.m.
Reported : Mar 30, 2022, 04:08 p.m.
Sample ID :



171597

Test Description	Results	Units	Biological Reference Range
<u>CREATININE</u>			
Sample Type : Serum			
Creatinine	0.76	mg/dl	0.40 - 1.40
[Enzymatic]			
Estimated GFR	105.30	ml/min/1.73sq m	Normal: >90 Mild Decrease : 60-89 Mild Moderate Decrease : 45-59 Moderate to Severe Decrease : 30-44 Severe Decrease ; 15-29 Kidney Failure : <15
[Calculated]			
Formula	Estimated GFR Calculate By COCROFT GAULT Formula.		
Technique :-	Done On Fully Automated Biochemistry Analyser ERBA EM-200		

END OF REPORT



Dr. Sudhamani S. MD
Consultant Pathologist
Reg. No. : 90461

Patient Name : **MRS. VANDANA KUMAR**
Patient ID : 35525
Age / Sex : 39 years / Female
Referred by : MEDIWHEEL
Bill ID : 60941

Collected : Mar 30, 2022, 11:08 a.m.
Reported : Mar 30, 2022, 04:08 p.m.
Sample ID :



171597

Test Description	Results	Units	Biological Reference Range
------------------	---------	-------	----------------------------

SR. URIC ACID

Sample Type : Serum

Uric Acid [Uricase - POD]	5.50	mg/dl	2.5 - 6.8
---------------------------------------	------	-------	-----------

Technique :- Done On Fully Automated Biochemistry Analyser ERBA EM-200.

****END OF REPORT****

Dr. Sudhamani S. MD
Consultant Pathologist
Reg. No. : 90461

Patient Name : **MRS. VANDANA KUMAR**
Patient ID : 35525
Age / Sex : 39 years / Female
Referred by : MEDIWHEEL
Bill ID : 60941

Collected : Mar 30, 2022, 11:08 a.m.
Reported : Mar 30, 2022, 04:08 p.m.
Sample ID :



171597

Test Description	Results	Units	Biological Reference Range
<u>FASTING BLOOD SUGAR</u>			
Sample Type : Flouride R			
Fasting Blood Sugar [GOD - POD]	89.21	mg/dl	Normal : 70 - 99 mg/dl impaired Tolerance : 100 - 125mg/dl Diabetes Mellitus : >126 mg/dl
Technique :-	Fully Automated Biochemistry Analyser ERBA EM-200		

END OF REPORT

Dr. Sudhamani S. MD
Consultant Pathologist
Reg. No. : 90461

Patient Name : **MRS. VANDANA KUMAR**
Patient ID : 35525
Age / Sex : 39 years / Female
Referred by : MEDIWHEEL
Bill ID : 60941

Collected : Mar 30, 2022, 11:08 a.m.
Reported : Mar 30, 2022, 04:08 p.m.
Sample ID :



171597

Test Description	Results	Units	Biological Reference Range
------------------	---------	-------	----------------------------

BLOOD UREA LEVEL (BUL)

Sample Type : Serum

Urea	11.30	mg/dl	10 - 40
-------------	-------	-------	---------

[Urease - GLDH]

Bun	5.28	mg/dl	6 - 21
------------	------	-------	--------


[Calculated]

Technique :- Done On Fully Automated Biochemistry Analyser ERBA EM-200

****END OF REPORT****

Dr. Sudhamani S. MD
Consultant Pathologist
Reg. No. : 90461

Patient Name : **MRS. VANDANA KUMAR**
Patient ID : 35525
Age / Sex : 39 years / Female
Referred by : MEDIWHEEL
Bill ID : 60941

Collected : Mar 30, 2022, 11:08 a.m.
Reported : Mar 30, 2022, 04:08 p.m.
Sample ID : 
171597

Test Description	Results	Units	Biological Reference Range
------------------	---------	-------	----------------------------

LIPID PROFILE

Sample Type : Serum

TOTAL CHOLESTEROL [CHOD-PAP]	165.60	mg/dL	Desirable : <200 mg/dl Borderline : 200 - 239mg/dl High : >240 mg/dl
TRIGLYCERIDES [Glycerol Phosphate Oxidase]	83.20	mg/dL	Desirable : <150 mg/dl Borderline : 150 - 199mg/dl High : >200mg/dl
HDL CHOLESTEROL [Direct]	69.30	mg/dL	Desirable : >40 mg/dl Borderline Risk : 35 mg/dl High Risk : <30 mg/dl
LDL CHOLESTEROL [Calculated]	79.66	mg/dL	Desirable : <100 mg/dl Borderline : 130 - 160mg/dl High : >160mg/dl
VLDL Cholesterol [Calculated]	16.64	mg/dL	Desirable : <26 mg/dl Borderline : >30 mg/dl
Total Chol / HDL Chol Ratio [Calculated]	2.39	mg/dL	Desirable : <5 %
LDL / HDL Ratio [Calculated]	1.15		1.00 - 3.55
NON-HDL CHOLESTEROL [Calculated]	96.30	mg/dL	Desirable : <130 mg/dl Borderline : 160 - 189 mg/dl High : >220 mg/dl

Technique: Fully Automated Biochemistry Analyser ERBA EM-200.

****END OF REPORT****

Dr. Sudhamani S. MD
Consultant Pathologist
Reg. No. : 90461

Patient Name : **MRS. VANDANA KUMAR**
Patient ID : 35525
Age / Sex : 39 years / Female
Referred by : MEDIWHEEL
Bill ID : 60941

Collected : Mar 30, 2022, 11:08 a.m.
Reported : Mar 30, 2022, 04:08 p.m.
Sample ID :



171597

Test Description	Results	Units	Biological Reference Range
------------------	---------	-------	----------------------------

COMPLETE BLOOD COUNT

Sample Type : EDTA / Whole Blood

Hemoglobin	11.9	g/dl	11.5 - 15.0
RBC COUNT	4.19	Millions/c	3.8 - 4.8
PCV(Hematocrit)	37.5	%	40.0 - 50.0
Mean Cell Volume(MCV)	89.50	fl	80.0 - 100.0
Mean Cell Hemoglobin(MCH)	28.40	pg	27.0 - 32.0
Mean Cell Hb Conc(MCHC)	31.73	g/dl	32 - 36
RDW	13.7	%	11.50 - 14.50
Total Leucocytes (WBC) Count	6500	/cumm	4000-11000

DIFFERENTIAL COUNT

Neutrophils	58.2	%	40 - 70
Lymphocytes	22.8	%	20 - 50
Eosionphils	12.8	%	01 - 06
Monocytes	5.8	%	00 - 08
Basophils	0.40	%	00-01

SMEAR STUDY

RBC Morphology	Normocytic Normocromic.		
WBC Morphology	Eosinophilia.		
Platelets On Smear	Adequate on Smear		
Platelet Count	165000	/cumm	150000 - 450000
MPV	13.2	fL	6.5 - 10.0

Comments :-**Method:-**

HB:-Colorimetric, Total WBC:-Impedance/Flow Cytometry, HCT, MCV, MCH, MCHC, RDW-CV:-Calculate, Diff. Count: Flow Cytometry / Manual Stained Smear Microscopy, RBC: Impedance, Platelets : Impedance Method.

Technique :-

Fully Automated 5 part Diff. Cell Counter .

All Test Results are subjected to stringent international External and Internal Quality Control Protocols

END OF REPORT

Dr. Sudhamani S. MD
Consultant Pathologist
Reg. No. : 90461

Patient Name : **MRS. VANDANA KUMAR**
Patient ID : 35525
Age / Sex : 39 years / Female
Referred by : MEDIWHEEL
Bill ID : 60941

Collected : Mar 30, 2022, 11:08 a.m.
Reported : Mar 30, 2022, 04:08 p.m.
Sample ID :



171597

Test Description	Results	Units	Biological Reference Range
------------------	---------	-------	----------------------------

POST PRANDIAL BLOOD SUGAR

Sample Type : Flouride PP


Post Prandial Blood Sugar [GOD - POD]	112.00	mg/dl	110-180
--	--------	-------	---------

Technique :- Done On Fully Automated Biochemistry Analyser ERBA EM-200

****END OF REPORT****

Dr. Sudhamani S. MD
Consultant Pathologist
Reg. No. : 90461

Patient Name : **MRS. VANDANA KUMAR**
Patient ID : 35525
Age / Sex : 39 years / Female
Referred by : MEDIWHEEL
Bill ID : 60941

Collected : Mar 30, 2022, 11:08 a.m.
Reported : Mar 30, 2022, 04:08 p.m.
Sample ID : 
171597

Test Description	Results	Units	Biological Reference Range
------------------	---------	-------	----------------------------

URINE ANALYSE REPORT

Sample Type : Urine

PHYSICAL EXAMINATION

COLOUR	Pale Yellow		
APPEARANCE	Clear		
REACTION (PH)	6.0		5.0-7.5
SPECIFIC GRAVITY	1.010		1.010 - 1.030
ALBUMIN	Absent		
GLUCOSE	Absent		
BLOOD (U)	Absent		
BILE PIGMENTS	Negative		
BILE SALTS	Absent		
KETONE	Negative		
LEUKOCYTES	Absent		
NITRITE	Absent		
UROBILINOGEN	Negative		

MICROSCOPY

PUS CELLS/hpf	1-2
RBCs/hpf	Absent
EPI.CELLS/hpf	1-2
CASTS	Absent
CRYSTALS	Absent
BACTERIA	Absent
Other	Absent

END OF REPORT



Dr. Sudhamani S. MD
Consultant Pathologist
Reg. No. : 90461