



HEALTH CHECK-UP SUMMARY

Name: Vimalash Vismathan

Date: 07/11/25

Email ID:

Sex: M Age: 31 Years Contact No: 8140660697 Remarks:

Under-weight	-
Normal	-
Over-weight	<input checked="" type="checkbox"/>

i> **BMI**

Height (in Cm): <u>180</u>	Weight (in Kg): <u>104</u>	BMI: <u>32.1</u>
Hip (in Cm): <u>115</u>	Waist (in Cm): <u>103</u>	Hip to Waist Ratio: <u>1.11</u>

ii> **Blood Pressure & Pulse**

114/78 mm/hg
74/min Regular

If high or low, whether the person is on medication: YES / NO

iii> **Blood Tests & Lung Function Remarks**

RS } (C)
CVS } (C)
CBS } (C)

If abnormal, whether the person is on medication: YES / NO

iv> **Eye Test Remarks**

Eye Sight: (R) G1/2 (L) G/G
Color Vision: (C)

v> **Heart Disease**

Whether any specific heart ailment detected (ECG findings):
Normal

vi> **Any other problems needing attention / Overall Assessment:**

NO

Dr. Chirag Patel
M.B.B.S. 6249432

Signature of the Doctor

Revival Diagnostic

401, Aqua Corridor,
B/s. Star Bazar, Surat-395009

Laboratory Test Result are Subject to technical limitation and should be clinically correlate For final diagnosis

4th Floor, Aqua Corridor, Hazira Road, Adajan Pal, Surat-395009.

0261 2747788, 9825947712 revivaldiagnostics.surat@gmail.com www.revivaldiagnostics.com

This medical report is not intended for medico-legal purposes.

Vimalash



Name	VISWANATHAN VIMALESH	Age/Gender	31Yrs/Male
Reg No.	11823/23	Receipt No	9869
Referred By	Bank of Baroda (BOB) - MEDI WHEEL(PKG10000240)	Mode of Payment	CREDIT
Collection Type	CENTER	Collection DateTime	07-Nov-2023 09:19 AM

BLOOD GROUP - 07112367 Released at 07-Nov-2023 12:05 PM

Parameter	Result	Biological Ref.Range	Method
-Blood Group	"O"		
-Rh Factor	POSITIVE		

CBC - 07112365 Released at 07-Nov-2023 01:41 PM

Parameter	Result	Biological Ref.Range	Method
-Haemoglobin	14.8 gm/dL	(13.5 - 18 gm/dL)	Auto
-RBC Count	4.99 mill/cumm	(4.6 - 6.2 mill/cumm)	Auto
-Total WBC Count	5700 /cumm	(4000 - 10000 /cumm)	Auto
-Platelet Count	2.08 lakh/cumm	(1.5 - 4.5 lakh/cumm)	Auto

Blood Indices

-HCT	44.3 %	(40 - 55 %)	Auto
-MCV	88.9 fl	(80 - 92 fl)	Auto
-MCH	29.6 pg	(27 - 31 pg)	Auto
-MCHC	33.3 gm/dL	(32 - 36 gm/dL)	Auto
-RDW	12.5 %	(11 - 15 %)	Auto

Diff WBC Count

-Polymorphs	66 %	(40 - 80 %)	Microscopically
-Lymphocytes	28 %	(20 - 40 %)	Microscopically
-Eosinophils	04 %	(1 - 6 %)	Microscopically
-Monocytes	02 %	(2 - 7 %)	Microscopically
-Basophils	00 %	(0 - 1 %)	Microscopically
-PLATELET ON SMEAR	Adequate		Microscopically
-MALARIAL PARASITES	Malarial Parasites Not Detected		Microscopically

[Test performed on Fully Automated Hematology Analyzer ERBA H-360]

Revival Diagnostics

431-Aqua Corridor,
Beside Star Bazar, Adajan,
Surat-395009, Mo. 9825947717

SG

Dr. Shivangi Gandhi
M.B.B.S, M.D (Pathology)

Laboratory Test Result are Subject to technical limitation and should be clinically correlate for final diagnosis

4th Floor, Aqua Corridor, Hazira Road, Adajan Pal, Surat-395009.

0261 2747788, 9825947712 revivaldiagnostics.surat@gmail.com www.revivaldiagnostics.com

This medical report is not intended for medico-legal purposes.



Name	VISWANATHAN VIMALESH	Age/Gender	31Yrs/Male
Reg No.	11823/23	Receipt No	9869
Referred By	Bank of Baroda (BOB) - MEDI WHEEL(PKG10000240)	Mode of Payment	CREDIT
Collection Type	CENTER	Collection DateTime	07-Nov-2023 09:19 AM

ESR - 07112365 Released at 07-Nov-2023 02:06 PM

Parameter	Result	Biological Ref.Range	Method
-E.S.R	02 mm/hr	(1 - 10 mm/hr)	



Revival Diagnostics

401-Aqua Corridor,
Beside Star Bazar, Adajan,
Surat-395009. Mo. 9825947712

Dr. Shivangi Gandhi
M.B.B.S, M.D (Pathology)

Laboratory Test Result are Subject to technical limitation and should be clinically correlate for final diagnosis

4th Floor, Aqua Corridor, Hazira Road, Adajan Pal, Surat-395009.

0261 2747788, 9825947712 revivaldiagnostics.surat@gmail.com www.revivaldiagnostics.com

This medical report is not intended for medico-legal purposes.



Name	VISWANATHAN VIMALESH	Age/Gender	31Yrs/Male
Reg No.	11823/23	Receipt No	9869
Referred By	Bank of Baroda (BOB) - MEDI WHEEL(PKG10000240)	Mode of Payment	CREDIT
Collection Type	CENTER	Collection DateTime	07-Nov-2023 09:19 AM

FBS & PPBS - 07112366 Released at 07-Nov-2023 02:06 PM

Parameter	Result	Biological Ref.Range	Method
-Fasting Blood Sugar (FBS)	100 mg/dL	70-100 mg/dl Impaired Tolerance:100-125 Diabetes Mellitus:>=126 (On more than one occasion) (American diabetes association guidelines 2022)	
-Fasting Urine Sugar	Absent		
-Fasting Urine Acetone	Absent		
-PPBS	119 mg/dL	(90 - 140 mg/dL)	
-PP2BS URINE SUGAR	Absent		
-PP2BS URINE ACETONE	Absent		

HBA1C - 07112365 Released at 07-Nov-2023 01:38 PM

Parameter	Result	Biological Ref.Range	Method
-HBA1C	5.3 %	HbA1C Degree of Glucose Control <5.6 % Non Diabetics 5.7 - 6.4 % Prediabetics > =6.5 % Diabetics (REF:Wallace, 11th Edition) REMARKS: 6 - 7 % Excellent Control 7 - 8 % Good Control 8 - 10 % Unsatisfactory Control >10 % Poor Control	Boronate Affinity.
-Method[]		High Performance Liquid Chromatography (HPLC)	

Revival Diagnostics

401-Aqua Corridor,
Beside Star Bazar, Adajan,
Surat-395009. Mo. 9825947717

Dr. Shivangi Gandhi
M.B.B.S, M.D (Pathology)

Laboratory Test Result are Subject to technical limitation and should be clinically correlate for final diagnosis

4th Floor, Aqua Corridor, Hazira Road, Adajan Pal, Surat-395009.

0261 2747788, 9825947712 revivaldiagnostics.surat@gmail.com www.revivaldiagnostics.com

This medical report is not intended for medico-legal purposes.



Name	VISWANATHAN VIMALESH	Age/Gender	31Yrs/Male
Reg No.	11823/23	Receipt No	9869
Referred By	Bank of Baroda (BOB) - MEDI WHEEL(PKG10000240)	Mode of Payment	CREDIT
Collection Type	CENTER	Collection DateTime	07-Nov-2023 09:19 AM

LIVER FUNCTION TEST (LFT) - 07112367 Released at 07-Nov-2023 01:38 PM

Parameter	Result	Biological Ref.Range	Method
-Serum Total Bilirubin	0.9 mg/dL	(0 - 1.3 mg/dL)	Diazo
-Serum Direct Bilirubin	0.3 mg/dL	(0 - 0.4 mg/dL)	Diazo
-Serum InDirect Bilirubin	0.6 mg/dL	(0.1 - 1.3 mg/dL)	Calculated
-Total Protein (TP)	6.5 gm/dL	(6.4 - 8.3 gm/dL)	Biuret
-Albumin (ALB)	4.0 gm/dL	(3.5 - 5.2 gm/dL)	BCG
-Globulin	2.5 gm/dL	(2.3 - 3.6 gm/dL)	Calculated
-A/G Ratio	1.60 gm/dL	(1 - 2.3 gm/dL)	Calculated
-SGPT(ALT)	28 U/L	(5 - 45 U/L)	IFCC, Kinetic without Pyridoxal Phosphate
-SGOT (AST)	23 U/L	(0 - 35 U/L)	IFCC, Without Pyridoxal Phosphate
-Alkaline Phosph.	74 U/L	(42 - 128 U/L)	ALP-AMP
-GGT	25 U/L	(5 - 50 U/L)	Gupa-C

[Test performed on Fully Automated Biochemistry Analyzer ERBA EM200]



Revival Diagnostics

401-Aqua Corridor,
Beside Star Bazar, Adajan,
Surat-395009. Mo. 9825947712

Dr. Shivangi Gandhi
M.B.B.S, M.D (Pathology)

Laboratory Test Result are Subject to technical limitation and should be clinically correlate for final diagnosis

4th Floor, Aqua Corridor, Hazira Road, Adajan Pal, Surat-395009.

0261 2747788, 9825947712 revivaldiagnostics.surat@gmail.com www.revivaldiagnostics.com

This medical report is not intended for medico-legal purposes.



Name	VISWANATHAN VIMALESH	Age/Gender	31Yrs/Male
Reg No.	11823/23	Receipt No	9869
Referred By	Bank of Baroda (BOB) - MEDI WHEEL(PKG10000240)	Mode of Payment	CREDIT
Collection Type	CENTER	Collection DateTime	07-Nov-2023 09:19 AM

Creatinine - 07112367 Released at 07-Nov-2023 01:38 PM

Parameter	Result	Biological Ref.Range	Method
-Creatinine	0.9 mg/dL	(0.6 - 1.4 mg/dL)	ENZYMATIC

BUN - 07112367 Released at 07-Nov-2023 11:07 AM

Parameter	Result	Biological Ref.Range	Method
-Blood Urea Nitrogen (BUN)	12 mg/dL	(6 - 20 mg/dL)	Calculated


Uric Acid - 07112364 Released at 07-Nov-2023 01:38 PM

Parameter	Result	Biological Ref.Range	Method
-Uric Acid	6.8 mg/dL	(3.5 - 7.2 mg/dL)	Uricase-PCO

REVIVAL
DIAGNOSTICS

Revival Diagnostics

401-Aqua Corridor,
Beside Star Bazar, Adajan,
Surat-395009. Mo. 9825947712


Dr. Shivangi Gandhi
M.B.B.S, M.D (Pathology)

Laboratory Test Result are Subject to technical limitation and should be clinically correlate for final diagnosis



Name	VISWANATHAN VIMALESH	Age/Gender	31Yrs/Male
Reg No.	11823/23	Receipt No	9869
Referred By	Bank of Baroda (BOB) - MEDI WHEEL(PKG10000240)	Mode of Payment	CREDIT
Collection Type	CENTER	Collection DateTime	07-Nov-2023 09:19 AM

Lipid Profile - 07112367 Released at 07-Nov-2023 01:38 PM

Parameter	Result	Biological Ref.Range	Method
-Serum Cholesterol	224 mg/dL	Desirable < 200 mg/dl Borderline High : 200-239 mg/dl High : > 240 mg/dl	CHOD-PAP
-Serum Triglyceride	102 mg/dL	Normal < 150 mg/dl Borderline High : 150 - 199 mg/dl High : 200 - 499 mg/dl Very High : 500 mg/dl	GPO-POD Method
-Serum HDLD(Direct)	40 mg/dL	Normal :> 55 mg/dl Borderline : 35-55 mg/dl Undesirable: < 35 mg/dl	PVS-PEGME Precipitation with CHOD-POD
-Serum VLDL	20 mg/dL	(5 - 30 mg/dL)	Calculated
-Serum LDLD(Direct)	164 mg/dL	H Optimal:< 100 mg/dl Above Optimal : 100- 129 mg/dl Borderline High : 130-159 mg/dl High ; > 160-189mg/dl Very High : >190 mg/dl	Calculated
-Chol/HDL	-5.60	Low risk: <3.8 Medium Risk: 3.8 to 5.9 High Risk: > 6	Calculated
-LDL/Chol	1.37	Low risk: <3.55 Medium Risk: 3.55 to 4.0 High Risk: > 6	Calculated

[Test performed on Fully Automated Biochemistry Analyzer ERBA EM200]

Revival Diagnostics

401-Aqua Corridor,
Beside Star Bazar, Adajan,
Surat-395009. Mo. 9825947717

Dr. Shivangi Gandhi
M.B.B.S, M.D (Pathology)

Laboratory Test Result are Subject to technical limitation and should be clinically correlate for final diagnosis

4th Floor, Aqua Corridor, Hazira Road, Adajan Pal, Surat-395009.

0261 2747788, 9825947712 revivaldiagnostics.surat@gmail.com www.revivaldiagnostics.com

This medical report is not intended for medico-legal purposes.



Name	VISWANATHAN VIMALESH	Age/Gender	31Yrs/Male
Reg No.	11823/23	Receipt No	9869
Referred By	Bank of Baroda (BOB) - MEDI WHEEL(PKG10000240)	Mode of Payment	CREDIT
Collection Type	CENTER	Collection DateTime	07-Nov-2023 09:19 AM

Urine Routine & Micro Examination - 07112369 Released at 07-Nov-2023 12:09 PM

Parameter	Result	Biological Ref.Range	Method
Physical Examination			
-Quantity	25		Manual
-Colour	Pale Yellow	Pale Yellow	Manual
-Appearance	Clear	Clear	Manual
-Reaction (pH)	Acidic		Dipstick
-Specific Gravity	1.020		Dipstick
Chemical Examination			
-Proteins.	Absent		Dipstick
-Sugar	Absent		Dipstick
-Acetone.	Absent		Dipstick
-Bile Salts	Absent	Absent	Dipstick
-Bile Pigments	Absent	Absent	Dipstick
-Occult Blood Test (OBT).	Negative		Dipstick
Microscopic Examination			
-Pus Cells	1-2		Microscopically
-Red Blood Cells	Absent		Microscopically
-Epithelial Cells	1-2		Microscopically
-Bacteria.	Absent		Microscopically
-Crystals	Absent	Absent	Microscopically
-Others	NIL	Absent	Microscopic Examination

Revival Diagnostics

401-Aqua Corridor,
Beside Star Bazar, Adajan,
Surat-395009. Mo. 9825947712

Dr. Shivangi Gandhi
M.B.B.S, M.D (Pathology)

Laboratory Test Result are Subject to technical limitation and should be clinically correlate for final diagnosis

4th Floor, Aqua Corridor, Hazira Road, Adajan Pal, Surat-395009.

☎ 0261 2747788, 9825947712 ✉ revivaldiagnostics.surat@gmail.com 🌐 www.revivaldiagnostics.com

This medical report is not intended for medico-legal purposes.



Name	VISWANATHAN VIMALESH	Age/Gender	31Yrs/Male
Reg No.	11823/23	Receipt No	9869
Referred By	Bank of Baroda (BOB) - MEDI WHEEL(PKG10000240)	Mode of Payment	CREDIT
Collection Type	CENTER	Collection DateTime	07-Nov-2023 09:19 AM

Total T3 T4 TSH - 07112367 Released at 07-Nov-2023 01:38 PM

Parameter	Result	Biological Ref.Range	Method
-Total T3-	0.91 ng/ml	(0.87 - 1.78 ng/ml)	Fluorescence Enzyme Immunoassay
-Total T4	7.23 ug/dl	(4.6 - 11 ug/dl)	Fluorescence Enzyme Immunoassay
-TSH	1.12 uIU/ml	0.50 - 5.50 uIU/ml 5.5 to 15 ul U/ml - Suggested Clinical co-relation or Repeat test with new sample as physiological factors can give falsely high TSH Above 15uIU/ml Hypothyroid PREGNANT WOMEN normal ranges for TSH; 1st Trimester : 0.0878 - 2.8293 uIU/ml 2nd Trimester : 0.1998 - 2.7915 uIU/ml 3rd Trimester : 0.307 - 2.9028 uIU/ml Ref: Tietz Fundamentals of Clinical Chemistry	Fluorescence Enzyme Immunoassay

[Test performed on Fully Automated Immunology Analyzer Maglumi-600]

Revival Diagnostics

401-Aqua Corridor,
Beside Star Bazar, Adajan,
Surat-395009. Mo. 9825947717

Dr. Shivangi Gandhi
M.B.B.S, M.D (Pathology)

Laboratory Test Result are Subject to technical limitation and should be clinically correlate for final diagnosis

4th Floor, Aqua Corridor, Hazira Road, Adajan Pal, Surat-395009.

0261 2747788, 9825947712 revivaldiagnostics.surat@gmail.com www.revivaldiagnostics.com

This medical report is not intended for medico-legal purposes.



NAME: Vimalesh Visakhathou SEX: M
BIRTHDATE: 16/05/1992 AGE: 31

DEPARTMENT OF OPHTHALMOLOGY

EYE TEST:

1. VISION:

RIGHT EYE - G/12

LEFT EYE - G/6

2. COLOR VISION:

RIGHT EYE - ②

LEFT EYE - ②

3. FUNDUS:

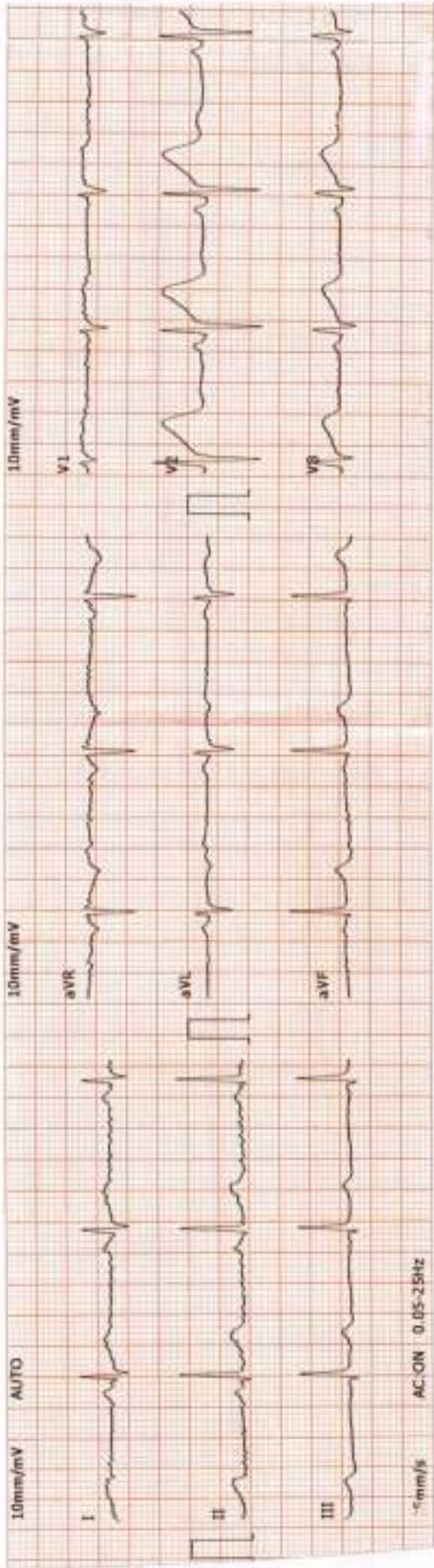
RIGHT EYE - ②

LEFT EYE - ②

REMARKS:

Revival Diagnostic
401, Aqua Corridor,
B/s. Star Bldg. - 395009
Ophthalmologist/Optomtrist

Laboratory Test Result are Subject to technical limitation and should be clinically correlate for final diagnosis

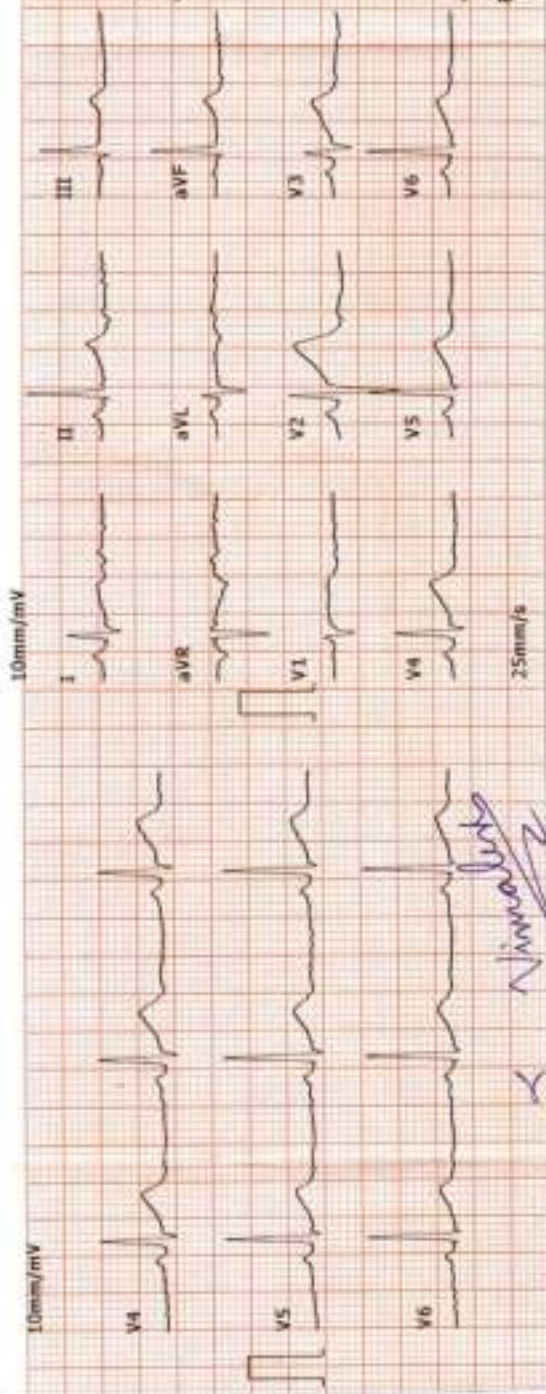


2023-11-7 10:05:46 ID: 00007203

ID Card: Name: VTSWANATHAN Gender: Male
 Age: 31 Height(cm): 180
 Weight(Kg): 104 BP(mmHg): /

HR: bpm: 60
 P-R: ms: 103
 Q-R-S: ms: 100
 QT/QTc: ms: 410/410
 P/QRS/T AXES: deg: 35/73/35
 RV5/SV1: mV: 1.12/0.25
 RV5+SV1: mV: 1.37

*This result must be confirmed by doctor
 Report Confirmed by:



Revival Diagnostics
 201-Aquid Curridoi,
 Beside Star Bazar, Adajan,
 Surat-395009, Mo. 9825947712

DR. ADITYA S. BORA
 MBBS, DNB, PGDCC
 PHYSICIAN & CLINICAL CARDIOLOGIST
 G-54906



Name	VISWANATHAN VIMALESH	Age/Gender	31Yrs/Male
Reg No.	11823/23	Receipt No	9869
Referred By	Bank of Baroda (BOB) - MEDI WHEEL(PKG10000240)	Mode of Payment	CREDIT
Collection Type	CENTER	Collection Date/Time	07-Nov-2023 09:19 AM

ECG

1. The rhythm is sinus.
2. Heart rate is 60 beats per minute.
3. Normal P,QRS,T wave axis.
4. Normal PR,QRS,Q.T. Duration.
5. No pathological q wave or ST-T changes seen.
6. No evidence of chamber hypertrophy or enlargement seen.

IMPRESSION : ECG WITHIN NORMAL LIMITS


Signature

Revival Diagnostics
401-Aqua Corridor,
Beside Star Bazar, Adajan,
Surat-395009. Mo. 9825947712

DR. ADITYA S. BORA
MBBS, DNB, PGCC
PHYSICIAN & CLINICAL CARDIOLOGIST
G-54906

Laboratory Test Result are Subject to technical limitation and should be clinically correlate for final diagnosis

📍 4th Floor, Aqua Corridor, Hazira Road, Adajan Pal, Surat-395009.
☎ 0261 2747788, 9825947712 ✉ revivaldiagnostics.surat@gmail.com 🌐 www.revivaldiagnostics.com
This medical report is not intended for medico-legal purposes.



Summary

REVIVAL DIAGNOSTIC
4 TH FLOOR AQUA CORRIDORE, NEAR STAR BAZAR ,ADAJAN ,SURAT
 219/VISWANATHAN VIMALESH
 31 Yrs/Male 104 Kg/180 Cms
 Date: 07-Nov-2023 10:36:19 AM
 Ref.By : MEDI WHEEL

Protocol : BRUCE Objective : FOR TESTING PURPOSE ONLY

Stage	StageTime (Min:Sec)	PhaseTime (Min:Sec)	Speed (kmph)	Grade (%)	METs	H.R. (bpm)	B.P. (mmHg)	R.P.P. x100	PVC	Comments
Supine					1.0	88	114/78	100	-	
Standing					1.0	82	114/78	93	-	
HV					1.0	71	114/78	80	-	
ExStart					1.0	79	114/78	90	-	
Stage 1	3:00	3:01	2.7	10.0	4.6	111	114/78	126	-	
Stage 2	3:00	6:01	4.0	12.0	7.0	143	130/80	185	-	
PeakEx	2:12	8:13	5.5	14.0	9.4	164	160/90	262	-	
Recovery	1:00		0.0	0.0	1.1	119	180/90	214	-	
Recovery	2:00		0.0	0.0	1.0	110	180/80	198	-	
Recovery	3:00		0.0	0.0	1.0	98	150/80	147	-	
Recovery	3:01		0.0	0.0	1.0	106	140/80	148	-	
Recovery					0.0	0	---/---	0	-	

Medication : Nil
 History : Nil
 Test End Reason : Test Complete
 Findings :
 The patient exercised according to BRUCE for 8:13, achieving a work level of Max METs:9.4, Resting heart rate initially 88 bpm, rose to a max. heart rate of 164 bpm which represents 87% of maximum age predicted heart rate. Resting blood pressure 114/78 mmHg, rose to a maximum blood pressure of 160/90 mmHg. The exercise stress test was stopped due to Test Complete

Parameters :
 Exercise Time : 8:13 minutes
 Max HR attained : 164 bpm 87% of Max Predictable HR 189
 Max BP : 160/90(mmHg)
 WorkLoad attained : 9.4 (Good Effort Tolerance)
 No significant ST segment changes noted during exercise or recovery.
 No Angina/Arrhythmia/S3/murmur
 Final Impression : Test is negative for Inducible ischaemia.

Advice/Comments:

DR. ADITYA S. BORA
 MBBS, DNB, PGDCT
 PHYSICIAN & CLINICAL CARDIOLOGIST
 G-54906

Revival Diagnostics
 401-Aqua Corridor,
 Beside Star Bazar, Adajan,
 Surat-395009. Mo. 9825947712

REVIVAL DIAGNOSTIC

4 TH FLOOR AQUA CORRIDORE, NEAR STAR BAZAR, ADAJAN, SURAT

219/VISWANATHAN VIMALESH

31 Yrs/Male

104 Kg/180 Cms

Date: 07-Nov-2023 10:36:19 AM

HR: 90 bpm

METS: 1.0

BP: 114/78

MPHR: 47% of 189

Speed: 0.0 kmph

Grade: 0.0%

Raw ECG

BRUCE

(1.0-100)Hz

12 Lead + Comparison

Ex Time 00:31

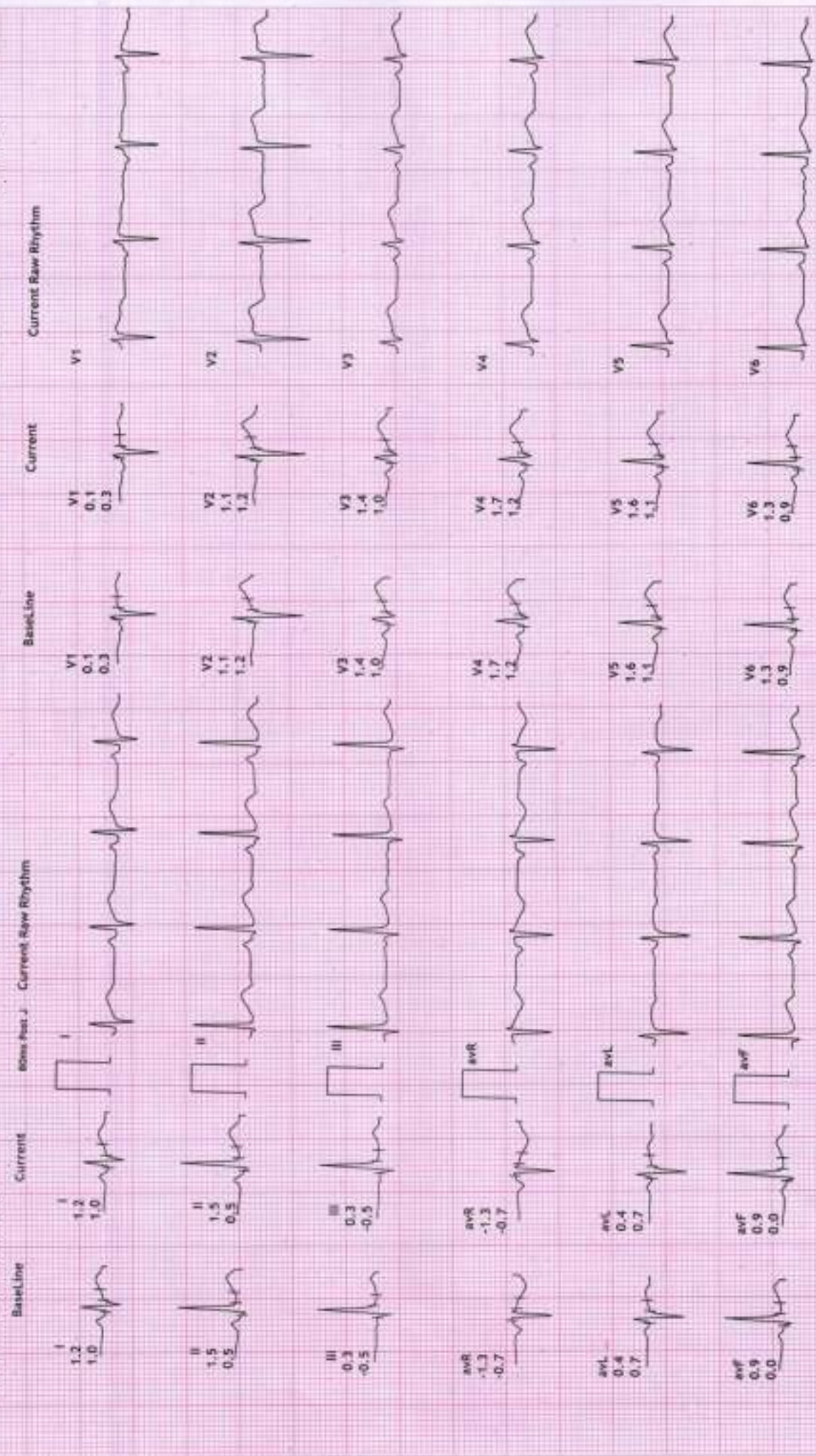
BLC-On

Notch -On

SUPINE

10.0 mm/mV

25 mm/Sec.



REVIVAL DIAGNOSTIC

4 TH FLOOR AQUA CORRIDORE, NEAR STAR BAZAR ,ADAJAN ,SURAT

Z19/VISWANATHAN VIMALESH

31 Yrs/Male

104 Kg/180 Cms

Date: 07-Nov-2023 10:36:19 AM

12 Lead + Comparison

NPHR-43% of 189

Speed: 0.0 kmph

Grade: 0.0%

Raw ECG

BRUCE

(1.0-100)Hz

Ex Time 00:43

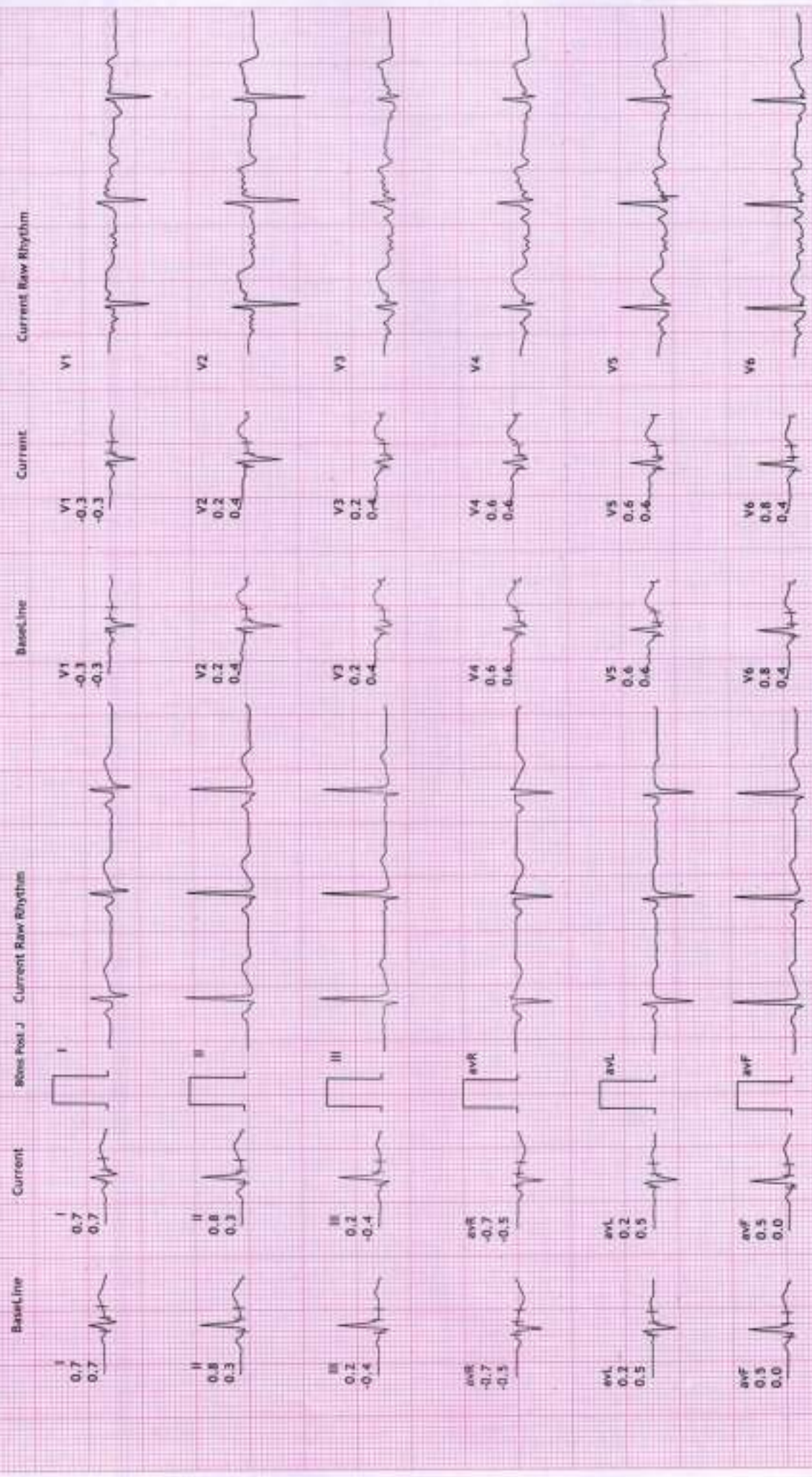
BLC :On

Match :On

STANDING

10.0 mm/mV

25 mm/Sec.



REVIVAL DIAGNOSTIC

4 TH FLOOR AQUA CORRIDORE, NEAR STAR BAZAR ,ADAJAN ,SURAT

219/VISWANATHAN VIMALESH
31 Yrs/Male
104 Kg/180 Cms

Date: 07-Nov-2023 10:36:19 AM

HR: 77 bpm
METS: 1.0
BP: 114/78

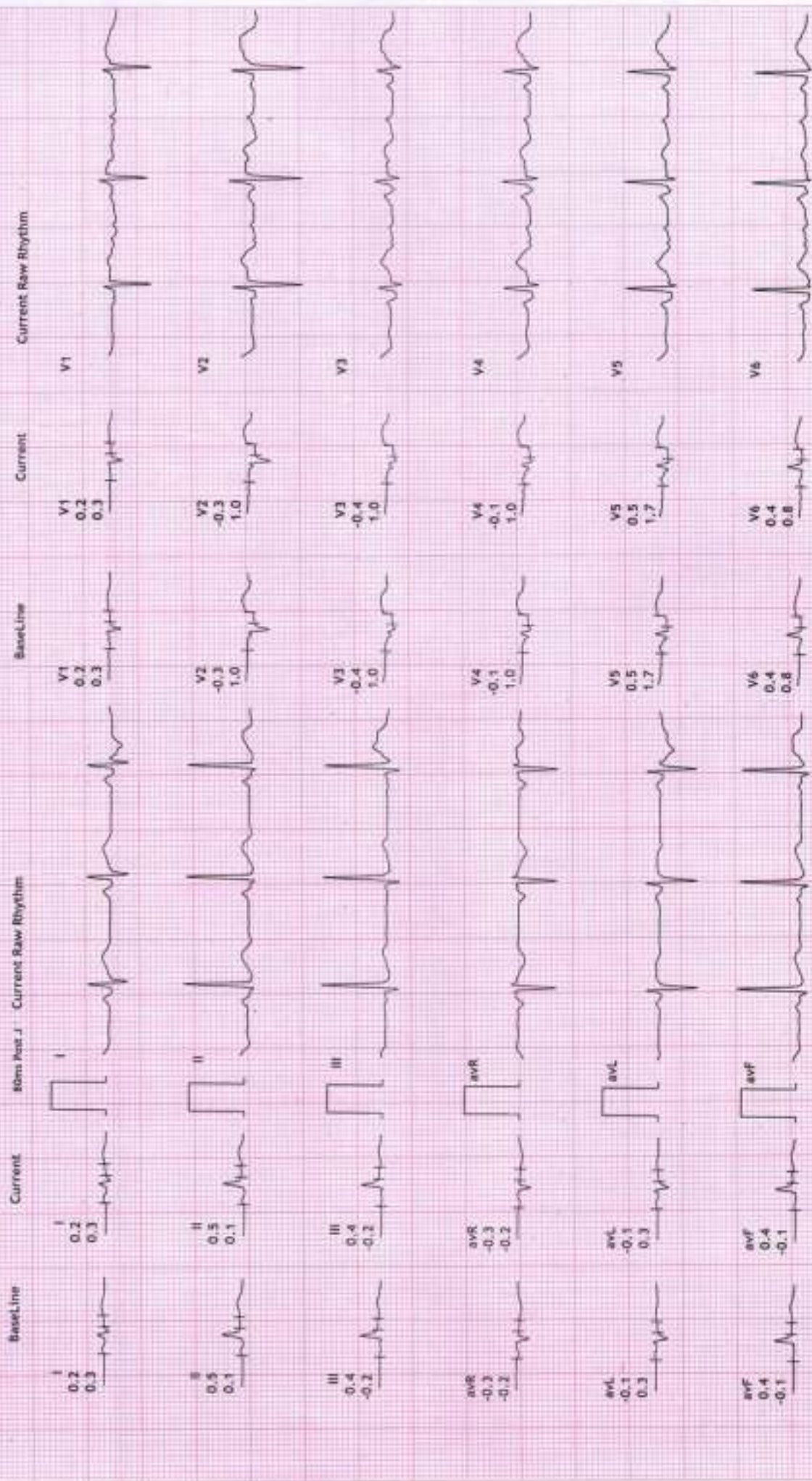
MPHR: 40% of 189
Speed: 0.0 kmph
Grade: 0.0%

Raw ECG
BRUCE
(1.0-100)Hz

Ex Time 00:54
BLC :On
Notch :On

HV
10.0 mm/mV
25 mm/Sec.

12 Lead + Comparison



REVIVAL DIAGNOSTIC

4 TH FLOOR AQUA CORRIDORE, NEAR STAR BAZAR ,ADAJAN ,SURAT

219/VISWANATHAN VIMALESH

31 Yrs/Male

104 Kg/180 Cms

Date: 07-Nov-2023 10:36:19 AM

12 Lead + Comparison

MPHR: 41% of 189

Speed: 0.0 kmph

Grade: 0.0%

HR: 79 bpm

METS: 1.0

BP: 114/78

Raw ECG

BRUCE

(1.0-100)Hz

Ex Time 00:00

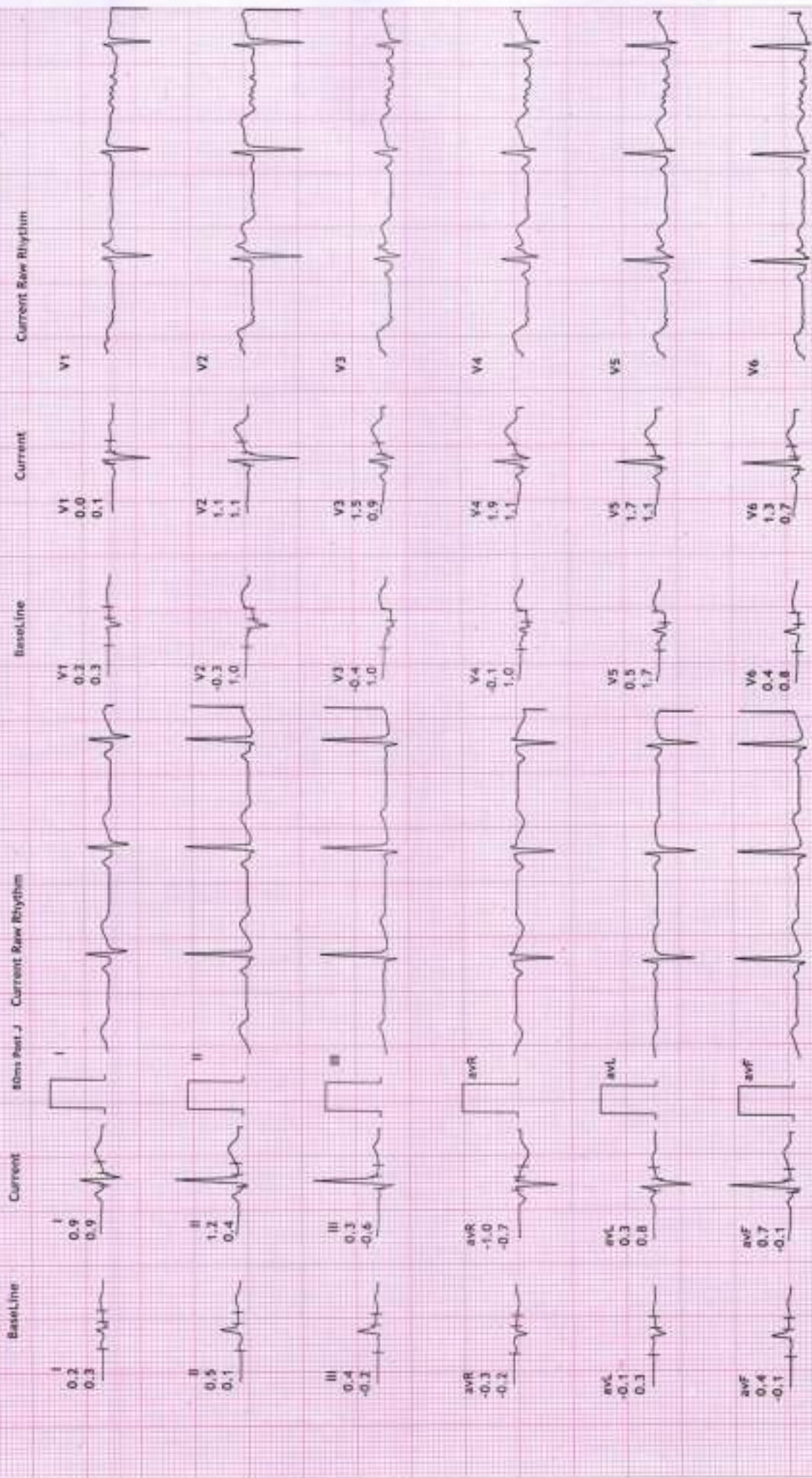
BLC -On

Notch :On

ExStrrt

10.0 mm/mV

25 mm/Sec.



REVIVAL DIAGNOSTIC

4 TH FLOOR AQUA CORRIDORE, NEAR STAR BAZAR , ADAJAN , SURAT

219/VISWANATHAN VMALESH

31 Yrs/Male

104 Kg/180 Cms

Date: 07-Nov-2023 10:36:19 AM

HR: 111 bpm

METS: 4.6

BP: 114/78

MPHR: 58% of 189

Speed: 2.7 kmph

Grade: 10.0%

12 Lead + Comparison

Raw ECG

BRUCE

(1.0-100)Hz

Ex Time 03:00

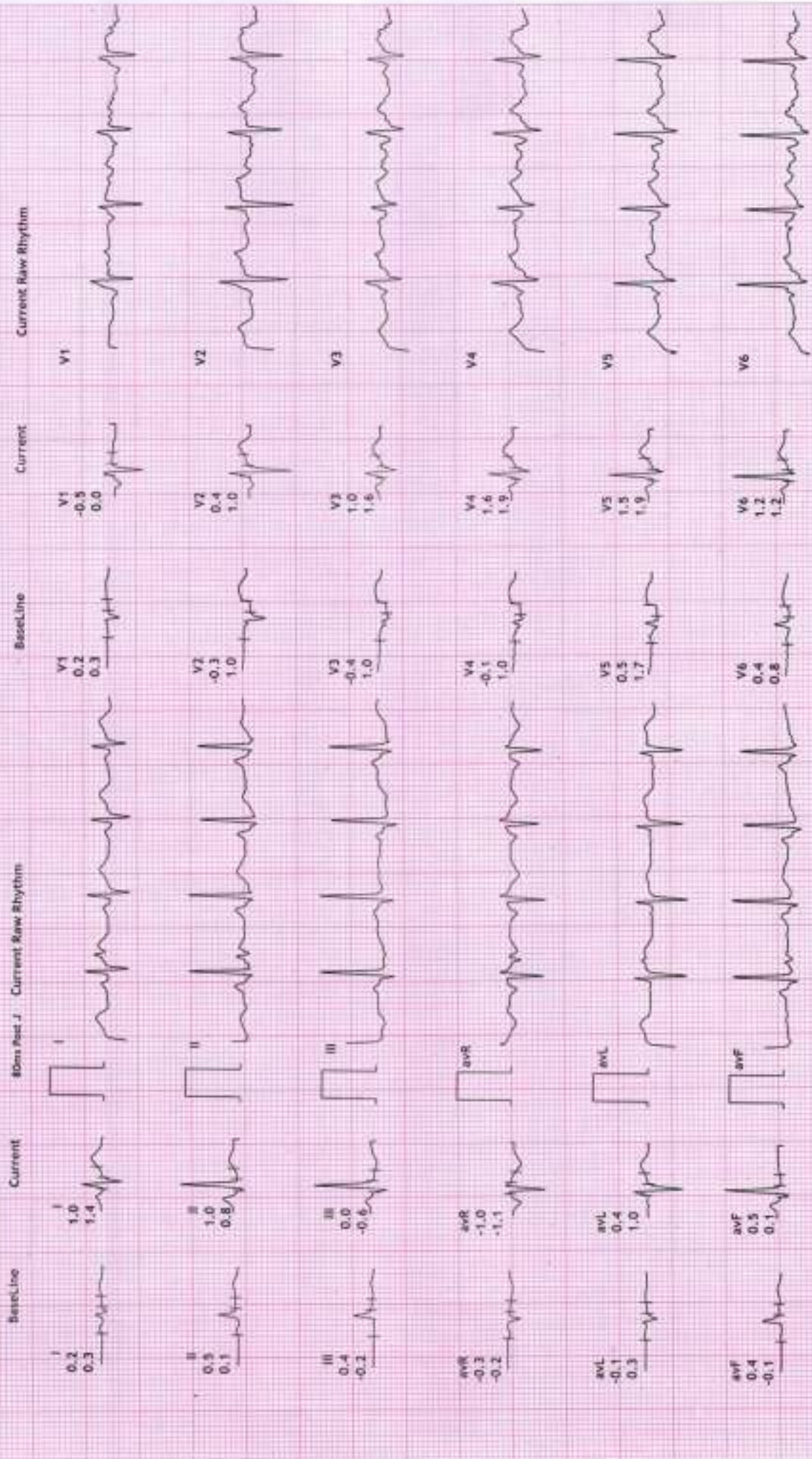
BLC :On

Notch :On

Stage 1 (03:00

10.0 mm/mV

25 mm/Sec





12 Lead + Comparison

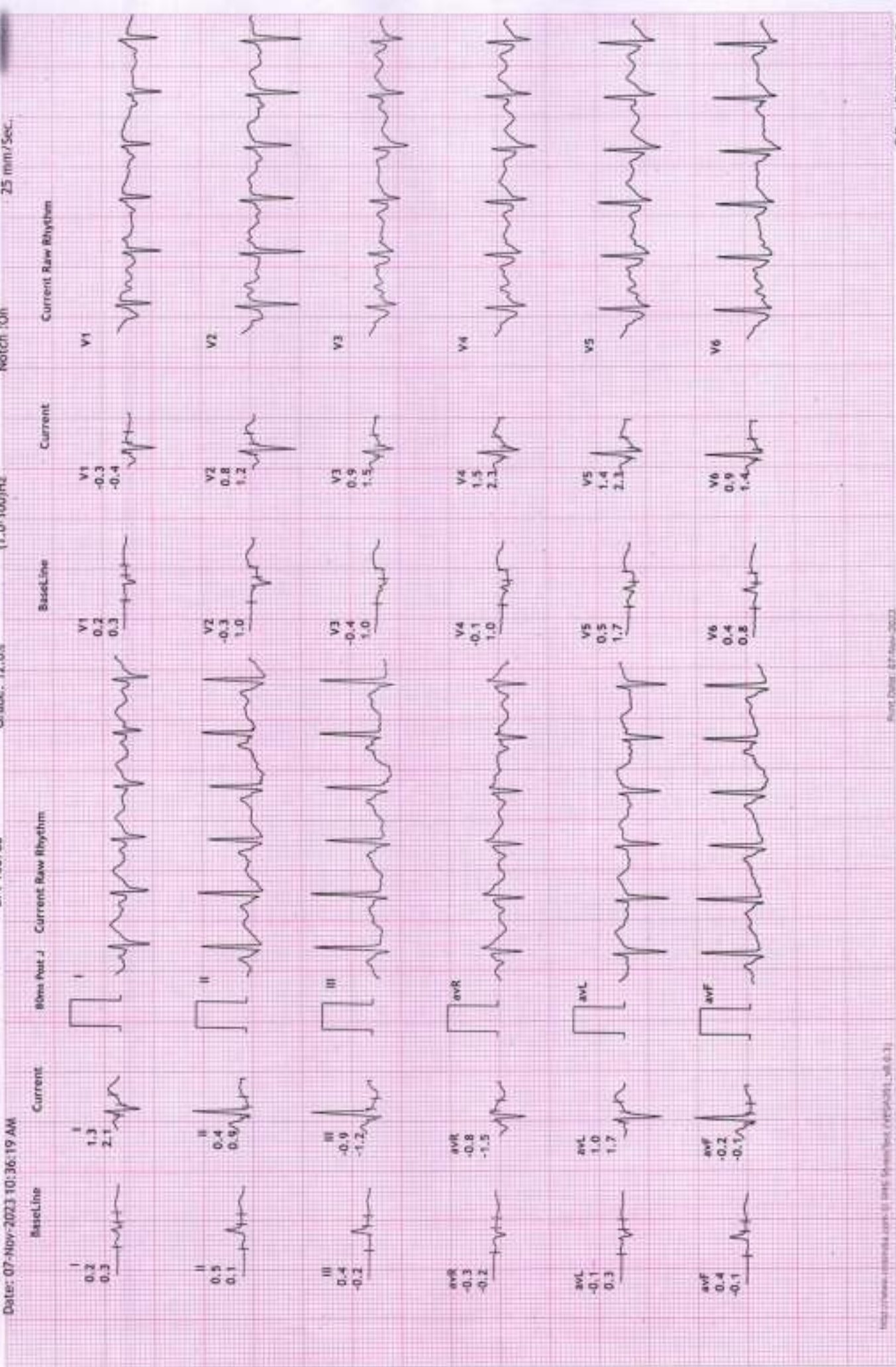
REVIVAL DIAGNOSTIC
 4 TH FLOOR AQUA CORRIDORE, NEAR STAR BAZAR ,ADAJAN ,SURAT
 219/VISWANATHAN VIMALESH
 31 Yrs/Male
 104 Kg/180 Cms
 Date: 07-Nov-2023 10:36:19 AM

MPHR: 75% of 189
 Speed: 4.0 kmph
 Grade: 12.0%

Raw ECG
 BRUCE
 (1.0-100)HZ

Ex Time 06:00
 BLC :On
 Notch :On

Stage 2 (03:00)
 10.0 mm/mV
 25 mm/Sec.



REVIVAL DIAGNOSTIC

4 TH FLOOR AQUA CORRIDORE, NEAR STAR BAZAR ,ADAJAN ,SURAT

219/VISWANATHAN VMALESH
31 Yrs/Male
104 Kg/180 Cms

Date: 07-Nov-2023 10:36:19 AM

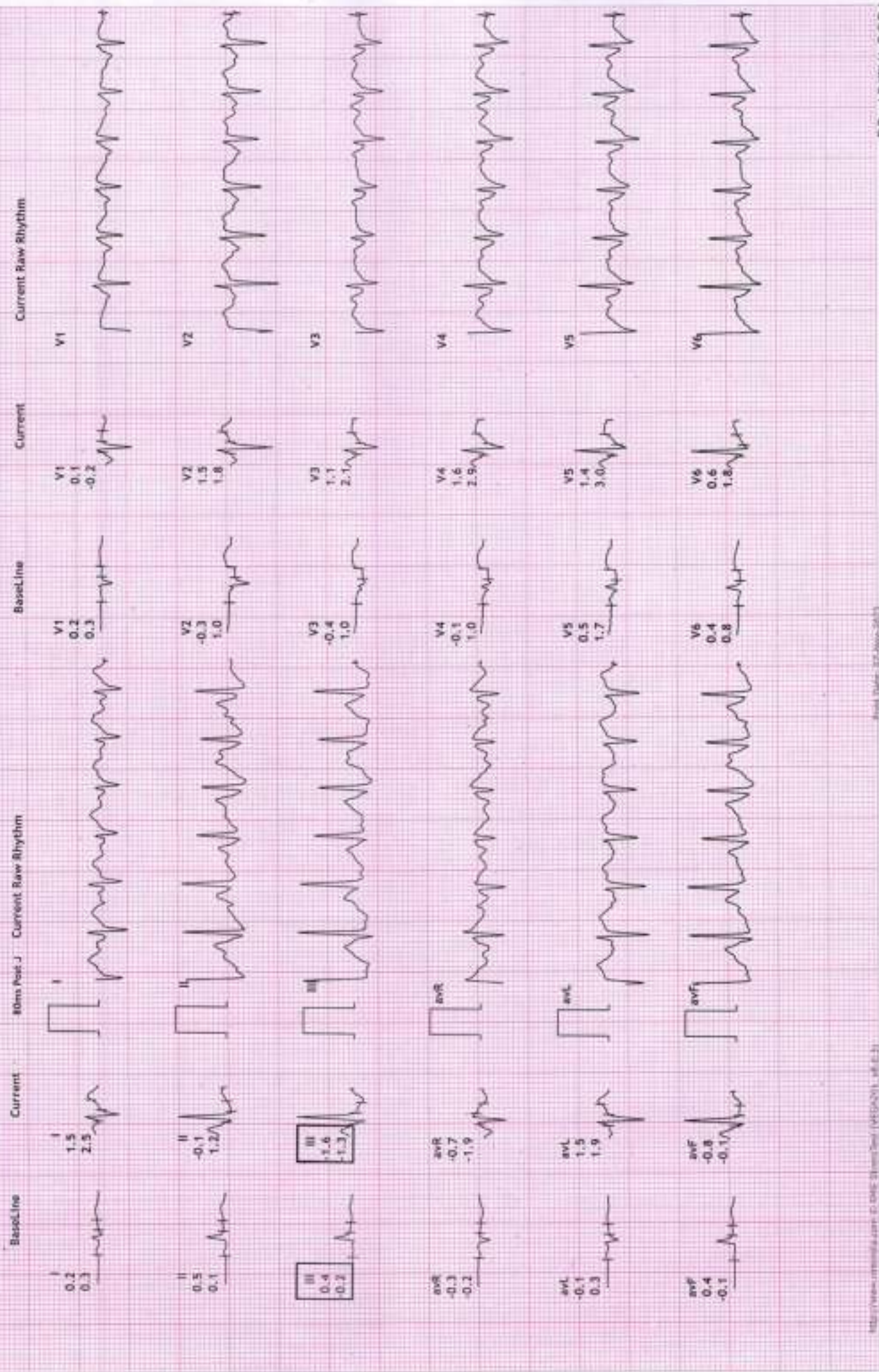
HR: 164 bpm
METs: 9.4
BP: 160/90

MPHR: 86% of 189
Speed: 5.5 kmph
Grade: 14.0%

Raw ECG
BRUCE
(1.0-100)Hz

Ex Time 08:12
BLC :On
Notch :On

PeakEx
10.0 mm/mV
25 mm/Sec.



REVIVAL DIAGNOSTIC

4 TH FLOOR AQUA CORRIDORE, NEAR STAR BAZAR , ADAJAN , SURAT

219/VISWANATHAN VIMALESH

31 Yrs/Male

104 Kg/180 Cms

Date: 07-Nov-2023 10:36:19 AM

HR: 119 bpm

METS: 1.0

BP: 180/90

MPHR: 62% of 189

Speed: 0.0 kmph

Grade: 0.0%

Raw ECG

BRUCE

(1.0-100)Hz

12 Lead + Comparison

Ex Time 08:12

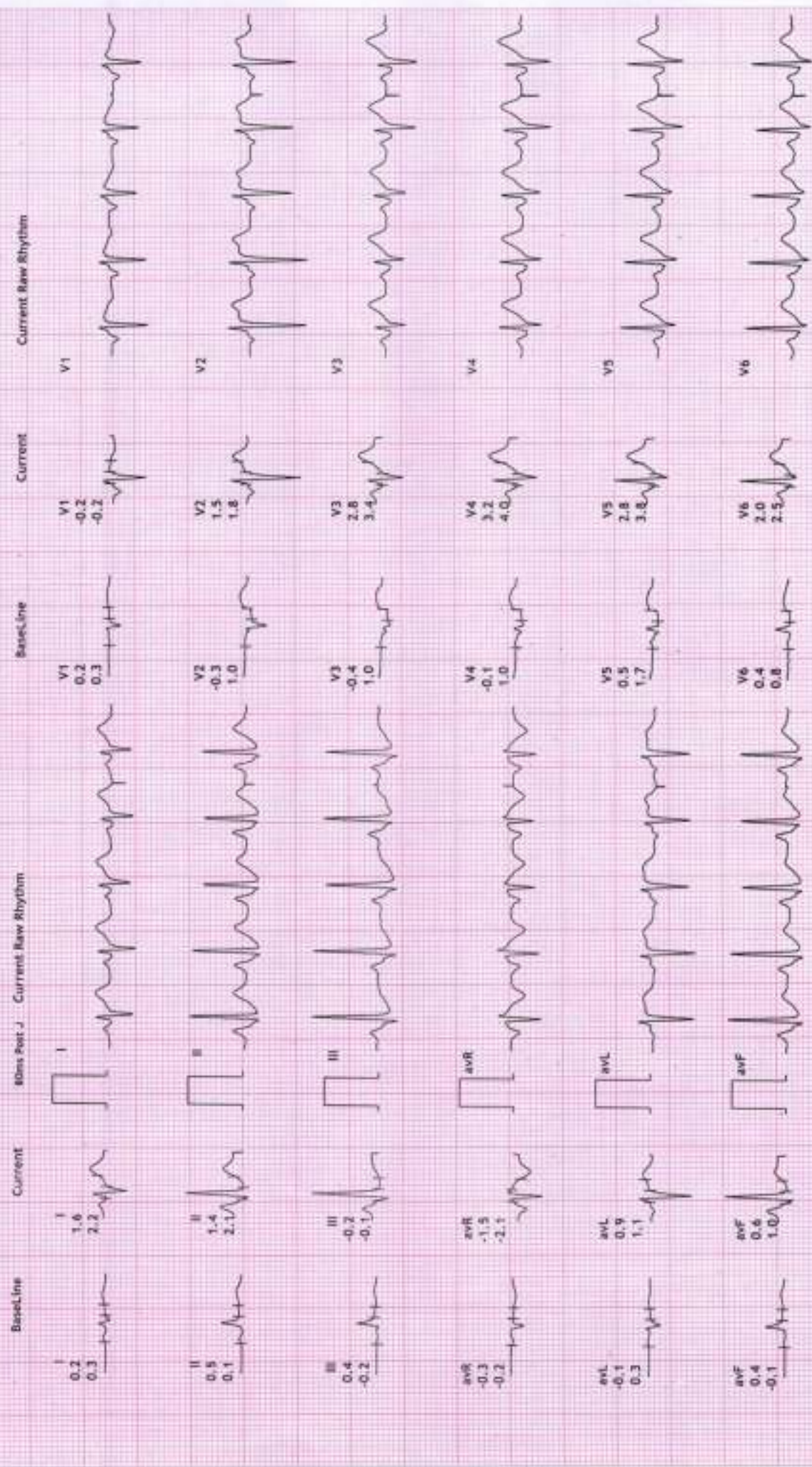
BLC :On

Notch :On

Recovery : (01

10.0 mm/mV

25 mm/5sec



REVIVAL DIAGNOSTIC
4 TH FLOOR AQUA CORRIDORE, NEAR STAR BAZAR, ADAJAN, SURAT
 Z19/VISWANATHAN VIMALESH
 31 Yrs/Male
 104 Kg/180 Cms

12 Lead + Comparison

MPHR: 56% of 189
 Speed: 0.0 kmph
 Grade: 0.0%

Ex Time 08:12
 BLC : On
 Notch : On

Recovery : (02:00)
 10.0 mm/mV
 25 mm/Sec.



REVIVAL DIAGNOSTIC

4 TH FLOOR AQUA CORRIDORE, NEAR STAR BAZAR ,ADAJAN ,SURAT

219/VISWANATHAN VINALESH

31 Yrs/Male

104 Kg/180 Cms

Date: 07-Nov-2023 10:36:19 AM

HR: 98 bpm

METS: 1.0

BP: 150/80

MPHR: 51% of 189

Speed: 0.0 kmph

Grades: 0.0%

Raw ECG

BRUCE

(1.0-100)Hz

12 Lead + Comparison

Ex Time 08:12

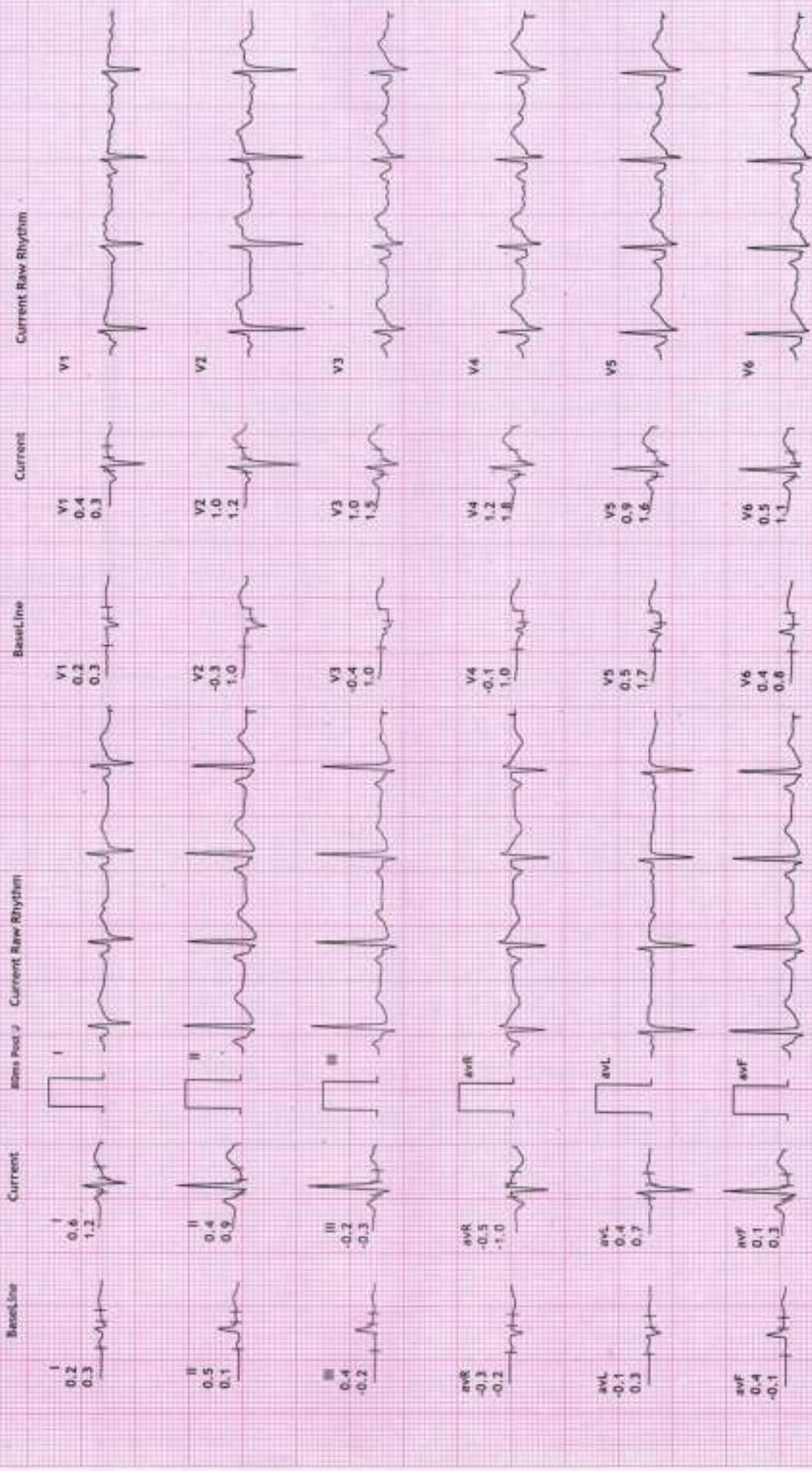
BLC :On

Notch :On

Recovery : (03:50)

10.0 mm/mV

25 mm/Sec.



R

NAME : VISWANATHAN VIMALESH
AGE: 31 YRS / MALE
REF BY: MEDI WHEEL





Name	VISWANATHAN VIMALESH
Reg No.	11823/23
Referred By	Bank of Baroda (BOB) - MEDI WHEEL (PKG10000240)
Collection Type	CENTER
Age/Gender	31Yrs/Male
Receipt No	9869
Mode of Payment	CREDIT
Collection DateTime	07-Nov-2023 09:19 AM

CHEST RADIOGRAPH (PA VIEW)

- Hilar shadows are within normal limits.
- Pulmonary vasculature appears normal.
- Cardiac appears normal in size.
- Both domes of the diaphragm are smooth.
- Both costophrenic recesses are clear.
- Both lung fields appear normal.
- Visualized bones and soft tissue shadows appear normal.

IMPRESSION: NORMAL STUDY.

DR. CHIRAG K PATEL
RADIOLOGIST



Dr. Chirag K. Patel
MBBS-DMPD

Reg. No. G-23509

Revival Diagnostic

4th Floor, Aqua Corridor,
Nc Star Bazar, Hazira Road,
Surat

Adajan, Surat-395009,
Mo. 97266 725683

Laboratory Test Result are Subject to technical limitation and should be clinically correlate for final diagnosis

4th Floor, Aqua Corridor, Hazira Road, Adajan Pal, Surat-395009.

0261 2747788, 9825947712 revivaldiagnostics.surat@gmail.com www.revivaldiagnostics.com

This medical report is not intended for medico-legal purposes.