


 Name: **KAJAL MANOJKUMAR MALI**

Ward: OPD

 Lab ID: **00000089**

Registration on: 11/03/2023 09:13:00

 Age & Sex: **38 Year | Female**

Reported on: 15:44:46

 Reference: **VELOCITY HOSPITAL**

 Sample Type: **BLOOD & URINE**

## CBC ESR

Test	Observed Value	Unit	Biological Reference Interval
Haemoglobin	12.1	g/dL	11.5 - 16.0
Total RBC	4.21	mill./cm	4.00 - 5.20
Total WBC	3000 L	/cmm	4000 - 10000
Platelet Count	215000	/cmm	150000 - 450000
HCT	37.3	%	37.0 - 47.0
MCV	88.6	fL	80.0 - 100.0
MCH	28.7	pg	27.0 - 32.0
MCHC	32.4	g/dL	31.5 - 36.0
<b>DIFFERENTIAL COUNT</b>			
Neutrophils	69	%	40 - 70
Lymphocytes	21	%	20 - 40
Eosinophils	03	%	02 - 05
Monocytes	07	%	01 - 07
<b>ABSOLUTE DIFFERENTIAL COUNT</b>			
Neutrophils	2070	/cumm	2000 - 7000
Lymphocytes	630 L	/cumm	1000 - 3000
Eosinophils	90	/cumm	20 - 500
Monocytes	210	/cumm	200 - 1000
<b>GLR / NLR</b> (Neutrophil/Lymphocyte Ratio)	3.3		
RDW-CV	12.6	%	11.5 - 14.5
MPV	6.7 L	fl	7.00 - 11.00
PCT	0.14	%	0.10 - 0.30
PDW	16.3	%	10.0-18.00

## PERIPHERAL SMEAR EXAMINATION

RBC Morphology: Normochromic and normocytic.  
 WBC Morphology: Leucocytopenia.  
 Platelets in Smear: Adequate.

DR. TEJAL BHATT  
 MD. PATHOLOGIST





Name: <b>KAJAL MANOJKUMAR MALI</b>	Ward: <b>OPD</b>
Lab ID: <b>0000089</b>	Registration on: <b>11/03/2023 09:13:00</b>
Age & Sex: <b>38 Year   Female</b>	Reported on: <b>15:44:46</b>
Reference: <b>VELOCITY HOSPITAL</b>	Sample Type: <b>BLOOD &amp; URINE</b>

Malarial Parasites

NOT DETECTED.

ESR

AFTER 1 HOUR

16

mm/hr

0.0 - 20.0

DR. TEJAL BHATT  
MD. PATHOLOGIST





Name: <b>KAJAL MANOJKUMAR MALI</b>	Ward: <b>OPD</b>
Lab ID: <b>0000089</b>	Registration on: <b>11/03/2023 09:13:00</b>
Age & Sex: <b>38 Year   Female</b>	Reported on: <b>15:44:46</b>
Reference: <b>VELOCITY HOSPITAL</b>	Sample Type: <b>BLOOD &amp; URINE</b>

## BLOOD GROUP

<u>Test</u>	<u>Observed Value</u>	<u>Unit</u>	<u>Biological Reference Interval</u>
<u>Blood Group</u>	"B"		
<u>Rh Factor</u>	POSITIVE		

DR. TEJAL BHATT  
MD. PATHOLOGIST






Name: <b>KAJAL MANOJKUMAR MALI</b>	Ward: <b>OPD</b>
Lab ID: <b>00000089</b>	Registration on: <b>11/03/2023 09:13:00</b>
Age & Sex: <b>38 Year   Female</b>	Reported on: <b>15:44:46</b>
Reference: <b>VELOCITY HOSPITAL</b>	Sample Type: <b>BLOOD &amp; URINE</b>

## BLOOD GLUCOSE TEST

Test	Observed Value	Unit	Biological Reference Interval
Sample <u>FASTING (FBS)</u> Blood Sugar-F	FLOURIDE PLASMA 94.1	mg/dL	70.00-110.00



DR. TEJAL BHATT  
MD. PATHOLOGIST



Name: **KAJAL MANOJKUMAR MALI**

Ward: OPD

Lab ID **00000089**

Registration on: 11/03/2023 09:13:00

Age & Sex: **38 Year | Female**

Reported on: 15:44:47


Reference: **VELOCITY HOSPITAL**Sample Type: **BLOOD & URINE**

## HEMOGLOBIN A1c TEST

Test	Observed Value	Unit	Biological Reference Interval
<u>HbA1c</u>	5.6	%	> 8 : Action Suggested 7-8 : Good Control < 7 : Goal 6-7 : Near Normal Glycemia < 6 : Non-diabetic Level
Mean Blood Glucose	114.0	mg/dL	80.0 - 140.0

### Importance of HbA1c - Glycated Hb. in Diabetes Mellitus

- HbA1c, also known as Glycated Hemoglobin is the most important test for the assessment of long term blood glucose control (also called glycemic control)
- HbA1c reflects mean blood glucose concentration over past 6-8 weeks and provides a much better indication of long term glycemic control than blood glucose determination
- HbA1c is formed by non-enzymatic reaction between glucose and Hb. , this reaction is irreversible and therefore remains unaffected by short term fluctuations in blood glucose levels.
- Long term complications of diabetes such as retinopathy-eye complications, nephropathy-kidney complications and neuropathy-nerve complications, are potentially serious and can lead to blindness, kidney failure etc.
- Glycemic control monitored by HbA1c measurement using HPLC method-(Gold Standard) is considered most important. (Ref. National Glycohemoglobin Standardization Program -NGSP).

DR. TEJAL BHATT  
MD. PATHOLOGIST

Name: **KAJAL MANOJKUMAR MALI**

Ward: OPD

Lab ID: **00000089**

Registration on: 11/03/2023 09:13:00


Age & Sex: **38 Year | Female**

Reported on: 15:44:47

Reference: **VELOCITY HOSPITAL**Sample Type: **BLOOD & URINE**

## LIVER FUNCTION TEST

Test	Observed Value	Unit	Biological Reference Interval
<b><u>BILIRUBIN</u></b>			
Total Bilirubin	0.3	mg/dL	0.0-1.20
Direct Bilirubin	0.2	mg/dL	0.00 - 0.40
Indirect Bilirubin	0.10	mg/dL	
SGPT(ALT)	32.3	U/L	UP TO 45.00
SGOT (AST)	35.6	U/L	0.0 - 40.0
GAMMA GT	26	IU/L	7 TO 50 IU/L
<b><u>PROTEINS</u></b>			
Total Protein	7.6	g/dL	6.0 - 8.0
Albumin	4.6	g/dL	3.50 - 5.50
Globulin	3.0	g/dL	2.5 - 4.0
A/G Ratio	1.5		

DR. TEJAL BHATT  
MD. PATHOLOGIST



Name: <b>KAJAL MANOJKUMAR MALI</b>	Ward: OPD
Lab ID: <b>00000089</b>	Registration on: 11/03/2023 09:13:00
Age & Sex: <b>38 Year   Female</b>	Reported on: 15:44:47
Reference: <b>VELOCITY HOSPITAL</b>	Sample Type: <b>BLOOD &amp; URINE</b>

## LIPID PROFILE

Test	Observed Value	Unit	Biological Reference Interval
Sample	Fasting Blood Serum		
Cholesterol	120.6	mg/dL	100 - 199 mg/dl
Triglyceride	145.5	mg/dL	0 - 150 : Normal 150 - 199 : Borderline High 200 - 499 : High >= 500 : Very High
HDL Cholesterol	43.1	mg/dL	< 35 : Low (High Risk) >= 60 : High (Low Risk)
VLDL	29.10	mg/dL	0.00 - 30.00
LDL Cholesterol	48.40	mg/dL	< 100 : Optimal 100 - 129 : Near/Above Optimal 130 - 159 : Borderline High 160 - 189 : High >= 190 : Very High
LDL Chol. / HDL Chol. Ratio	1.12		1.0 - 3.4
Cholesterol / HDL Chol. Ratio	2.80		0 - 3.5
Total Lipid	481.6	mg/dl	400.0 - 1000.0

DR. TEJAL BHATT  
MD. PATHOLOGIST



Name: **KAJAL MANOJKUMAR MALI**

Ward: OPD

Lab ID: **0000089**

Registration on: 11/03/2023 09:13:00

Age & Sex: **38 Year | Female**

Reported on: 15:44:47

Reference: **VELOCITY HOSPITAL**Sample Type: **BLOOD & URINE****RENAL FUNCTION TEST**

Test	Observed Value	Unit	Biological Reference Interval
S. Creatinine	0.53	mg/dL	0.30 - 1.30
Bl. Urea	25.8	mg/dL	10.0 - 40.0
BUN	12.1	mg/dl	6.0 - 22.0
Uric Acid	3.4	mg/dL	2.4 - 6.0
<b>PROTEINS</b>			
Total Protein	7.6	g/dL	6.0 - 8.0
Albumin	4.6	g/dL	3.50 - 5.50
Globulin	3.0	g/dL	2.5 - 4.0
A/G Ratio	1.5		

DR. TEJAL BHATT  
MD. PATHOLOGIST



Name: **KAJAL MANOJKUMAR MALI**

Ward: OPD

Lab ID: **00000089**

Registration on: 11/03/2023 09:13:00

Age & Sex: **38 Year | Female**


Reported on: 15:44:47

Reference: **VELOCITY HOSPITAL**Sample Type: **BLOOD & URINE**

## URINE ANALYSIS

Test	Observed Value	Unit	Biological Reference Interval
Sample	Fresh Urine		
<u>PHYSICAL EXAMINATION</u>			
Quantity	10.0	mL	
Colour	Pale-Yellow		
Appearance	Clear		
pH	6.0		
Specific Gravity	1.020		
Sediments	Absent		Absent
<u>CHEMICAL EXAMINATION</u>			
Protein (Albumin)	Absent		Absent
Sugar	Absent		Absent
Bile Salts	Absent		Absent
Bile Pigment	Absent		Absent
Ketone	Absent		Absent
Occult Blood	Absent		Absent
Nitrite	Absent		Absent
Leukocyte Esterase	Absent		Absent
Urobilinogen	Normal		Normal
<u>MICROSCOPIC EXAMINATION</u>			
Pus Cells	Occasional	/hpf	Absent
Red Blood Cells	Absent	/hpf	Absent
Epithelial Cells	Absent	/hpf	Absent
Crystals	Absent		Absent
Amorphous material	Absent		Absent
Casts	Absent		Absent
Yeast	Absent		Absent
Bacteria	Absent		Absent

--- End of Report ---

DR. TEJAL BHATT  
MD. PATHOLOGIST