


Patient Name : MRS. CHANDA KUMARI  
Age / Sex : 31Y/Female  
IP/Reg.No/UHID : Reg-13029 /UHID13029  
Lab No : LA24008012  
Referred By : Dr.SAMANVAY HOSPITAL  
Bedcategory/Bed :  
Mobile No : 8825215599  
UHID : UHID13029  
Consultant : Mr. Samanvay Hospital  
Sponsor : **MEDIWHEEL**  
ABHA Address :  
Barcode No. : **33520,33521,33522,33523,33524**

Bill No : OPB/1/24/8230  
Sample Collected : Sep 14 2024 4:12PM  
Sample Received : Sep 14 2024 4:13PM  
Report On : Sep 14 2024 4:34PM  
Bill Creation Date : Sep 14 2024 4:08PM  
Bar Code :   
Reg No : Reg-13029  
IPNo :  
Passport No. :  
Verified On : **Sep 14 2024 6:03PM**  
ABHA Num :

**Test Name**

**Results**

**Units**

**Biological Reference**

**MICRO**

**URINE ANALYSIS**

**PHYSICAL EXAMINATION**

VOLUME : 30 ML  
COLOUR : PALE YELLOW  
APPEARANCE : CLEAR

**CHEMICAL EXAMINATION**

PH : 6.5 4.5 - 8.0  
SPECIFIC GRAVITY : 1.025 1.000 - 1.030  
PROTEIN : Negative  
GLUCOSE : Negative  
KETONE : Negative  
BLOOD : Negative  
UROBILINOGEN : Negative  
BILE PIGMENTS : Negative  
BILE SALT : Negative  
NITRITE : Negative  
LEUKOCYTE ESTERASE : Negative


**MICROSCOPIC EXAMINATION**

PUS CELLS : 2--3 CELLS/HPF 0 - 5  
RBC : NIL RBC'S/HPF 0 - 2  
EPITHELIAL CELLS : 1--2 OCC/HPF 0 - 5  
CASTS : NIL  
CRYSTALS : NIL

**HPLC**

**HBA1C/ GLYOCO HB**

GLYCOCYLATED HAEMOGLOBIN(HBA1C)(HPLC) : 4.9 % 4.0 - 6.0




Mrs. Neena Ravi Patel

Dr. Sweta Patel  
MD (Pathology)


Prepared by

Verified By

Patient Name : MRS. CHANDA KUMARI  
Age / Sex : 31Y/Female  
IP/Reg.No/UHID : Reg-13029 /UHID13029  
Lab No : LA24008012  
Referred By : Dr.SAMANVAY HOSPITAL  
Bedcategory/Bed :  
Mobile No : 8825215599  
UHID : UHID13029  
Consultant : Mr. Samanvay Hospital  
Sponsor : **MEDIWHEEL**  
ABHA Address :  
Barcode No. : **33520,33521,33522,33523,33524**

Bill No : OPB/1/24/8230  
Sample Collected : Sep 14 2024 4:12PM  
Sample Received : Sep 14 2024 4:13PM  
Report On : Sep 14 2024 4:34PM  
Bill Creation Date : Sep 14 2024 4:08PM  
Bar Code :   
Reg No : Reg-13029  
IPNo :  
Passport No. :  
Verified On : **Sep 14 2024 6:03PM**  
ABHA Num :

Test Name	Results	Units	Biological Reference
AVERAGE BLOOD SUGAR	93.93	mg/dl	0 - 140.0
<b>BIOCHEMISTRY</b>			
<b>LIPID PROFILE</b>			
CHOLESTROL (TOTAL)(CHOD-PAP)	157.0	mg/dl	0.0 - 200.0 Desirable blood cholesterol : <200 mg/dl Borderline high blood cholesterol : 200-239 mg/dl High blood cholesterol : >239 mg/dl
TRIGLYCERIDE(GPO-METHOD)	87.4	mg/dl	0 - 161.0 NORMAL : <161 MG/DL HIGH : 161-199 MG/DL HYPERTRIGLYCERIDEMIC : 200-499 MG/DL
HDL CHOLESTEROL(DIRECT METHOD)	53.0	mg/dl	42.0 - 88.0
CHOLESTROL (TOTAL)/HDL RATIO(CALCULATED)	↓ 2.96		3.30 - 4.40
VLDL	17.48		0 - 30.0
LDL CHOLESTEROL(CALCULATED)	104		0 - 130.0
CREATININE (BLOOD)(ENZYMATIC)	↓ 0.51	mg/dl	0.6 - 1.1
UREA(UREASE-GLDH)	↓ 11.8	mg/dl	21.0 - 43.0
BUN(UREASE-GLDH)	5.51	mg/dl	5.0 - 21.0
URIC ACID	3.8	mg/dl	2.6 - 6.0
BUN CREATININE RATIO(CALCULATED)	10.0	mg/dl	10.0 - 20
<b>LIVER FUNCTION TEST</b>			
BILIRUBIN-TOTAL(DIAZO)	0.51	mg/dl	0.00 - 2.0
BILIRUBIN-DIRECT(DIAZO)	0.23	mg/dl	0.00 - 0.4
BILIRUBIN-INDIRECT(DIAZO)	0.28	mg/dl	0.00 - 1.10
SGOT(IFCC WITHOUT PYRIDOXAL PHOSPHATE)	17.3	U/L	0 - 31




Mrs. Neena Ravi Patel

Dr. Sweta Patel  
MD (Pathology)

Prepared by

Verified By

Patient Name : MRS. CHANDA KUMARI  
Age / Sex : 31Y/Female  
IP/Reg.No/UHID : Reg-13029 /UHID13029  
Lab No : LA24008012  
Referred By : Dr.SAMANVAY HOSPITAL  
Bedcategory/Bed :  
Mobile No : 8825215599  
UHID : UHID13029  
Consultant : Mr. Samanvay Hospital  
Sponsor : **MEDIWHEEL**  
ABHA Address :  
Barcode No. : **33520,33521,33522,33523,33524**

Bill No : OPB/1/24/8230  
Sample Collected : Sep 14 2024 4:12PM  
Sample Received : Sep 14 2024 4:13PM  
Report On : Sep 14 2024 4:34PM  
Bill Creation Date : Sep 14 2024 4:08PM  
Bar Code :   
Reg No : Reg-13029  
IPNo :  
Passport No. :  
Verified On : **Sep 14 2024 6:03PM**  
ABHA Num :

Test Name	Results	Units	Biological Reference
-----------	---------	-------	----------------------

SGPT(IFCC WITHOUT PYRIDOXAL PHOSPHATE)	12.7	U/mL	0 - 34
ALKALINE PHOSPHATASE(ALKP04)* (AMP-METHOD)	99.0	U/L	42 - 141
PROTEIN (SERUM)(BIURET)	6.92	g/dl	6.4 - 8.3
ALBUMIN(BCG)	4.20	g/dl	3.5 - 5.2
GLOBULIN(CALCULATED)	2.72	g/dl	2.3 - 3.7
A/G RATIO(CALCULATED)	1.54	Ratio	1.0 - 2.0
GAMMA GT(GLUPA C METHOD)	38.0	U/L	0.0 - 58.0

**POST BLOOD GLUCOSE(PP2)**

PP2 BLOOD GLUCOSE(GOD-POD)	120.4	mg/dl	70.0 - 140.0
PP2 URINE GLUCOSE	NIL		

**IMMUNOLOGY**

**T3 T4 TSH**

TOTAL T3(CHEMILUMINESCENCE / CLIA)	1.12	ng/ml	0.19 - 6.51
TOTAL T4(CHEMILUMINESCENCE / CLIA)	10.7	ug/dl	4.5 - 12.7
TSH(CHEMILUMINESCENCE / CLIA)	↑ <b>6.61</b>	μIU/mL	0.35 - 4.78

Interpretation : 1. TSH results between 4.5 to 15.0 show considerable physiologic and seasonal variation, suggest clinical correlation or repeat testing with fresh sample.  
2.TSH results between 0.1 to 0.45 requires correlation with patient age and clinical symptoms. As with increasing age, there are marked changes in thyroid hormone production, metabolism and its action resulting in an increase prevalence of sub-clinical thyroid disease.  
3. TSH values may be transiently altered because of non- thyroidal illness like severe infections, liver diseases, renal and heart failure, severe burns, trauma and surgery etc.  
4.Drugs that decreased TSH values e.g. L-dopa, glucocorticoid. Drugs that increase TSH values e.g .Iodine, Lithium and amiodarone.


**CYTOLOGY**

**PAP SMEAR CYTOLOGY**

SPECIMEN  
NO. OF SLIDES

**CERVICAL SCRAPE CYTOLOGY**  
**2 SMEARS**

**BIOCHEMISTRY**




Dr. Sweta Patel  
MD (Pathology)  
Verified By

Mrs. Neena Ravi Patel

Prepared by

Nr. St. Kabir School, Opp. Raneshwar Temple, Vasna Road, Vadodara-15

Patient Name : MRS. CHANDA KUMARI  
Age / Sex : 31Y/Female  
IP/Reg.No/UHID : Reg-13029 /UHID13029  
Lab No : LA24008012  
Referred By : Dr.SAMANVAY HOSPITAL  
Bedcategory/Bed :  
Mobile No : 8825215599  
UHID : UHID13029  
Consultant : Mr. Samanvay Hospital  
Sponsor : **MEDIWHEEL**  
ABHA Address :  
Barcode No. : **33520,33521,33522,33523,33524**

Bill No : OPB/1/24/8230  
Sample Collected : Sep 14 2024 4:12PM  
Sample Received : Sep 14 2024 4:13PM  
Report On : Sep 14 2024 4:34PM  
Bill Creation Date : Sep 14 2024 4:08PM  
Bar Code :   
Reg No : Reg-13029  
IPNo :  
Passport No. :  
Verified On : **Sep 14 2024 6:03PM**  
ABHA Num :

Test Name	Results	Units	Biological Reference
-----------	---------	-------	----------------------

**FASTING BLOOD GLUCOSE\***

FASTING BLOOD GLUCOSE(FBS)(GOD-POD) 88.4 mg/dl 74.0 - 100.0  
FASTING URINE GLUCOSE NIL

**HEMATOLOGY**

BLOOD GROUP RH "B" POSITIVE

**CBC WITH ESR**

**RBCS PARAMETER**

HAEMOGLOBIN(SLS METHOD)	↓ 12.2	g/dl	13.0 - 17.0
RBC COUNT(IMPEDENCE)	↓ 3.86	10 <sup>6</sup> /uL	4.50 - 5.50
PCV (HEAMATOCRIT)(IMPEDENCE)	↓ 38.5	%	40.0 - 50.0
MCV(CALCULATED)	99.7	fl	80.0 - 100.0
MCH(CALCULATED)	31.6	pg	27.0 - 33.0
MCHC(CALCULATED)	↓ 31.7	g/dl	32.0 - 36.0
RDW-CV(PARTICLE COUNTER(CALCULATED))	↑ 14.4	%	11.6 - 14.0
RDW-SD(PARTICLE COUNTER(CALCULATED))	↑ 53.3	fl	39 - 46

**WBCS PARAMETER**

TOTAL COUNT(FLOW CYTOMETRY) 4610 /uL 4000 - 10000

**DLC**

NEUTROPHILS(FLOW CYTOMETRY)	58	%	40 - 70
LYMPHOCYTES(FLOW CYTOMETRY)	30	%	20 - 40
MONOCYTES(FLOW CYTOMETRY)	05	%	2 - 8
EOSINOPHILS(FLOW CYTOMETRY)	↑ 07	%	1 - 4
BASOPHILS(FLOW CYTOMETRY)	00	%	0.0 - 1.0
ABSOLUTE NEUTROPHIL COUNT(CALCULATED)	2660.0	10 <sup>3</sup> /uL	2000.0 - 7000.0
ABSOLUTE LYMPHOCYTE COUNT(CALCULATED)	1390.0	10 <sup>3</sup> /uL	1000.0 - 3000.0
ABSOLUTE MONOCYTE COUNT(CALCULATED)	210.0	10 <sup>3</sup> /uL	200.0 - 1000.0
ABSOLUTE EOSINOPHIL COUNT(CALCULATED)	300.0	10 <sup>3</sup> /uL	20.0 - 500.0




Dr. Sweta Patel  
MD (Pathology)

Verified By

Mrs. Neena Ravi Patel

Prepared by

Patient Name : MRS. CHANDA KUMARI  
Age / Sex : 31Y/Female  
IP/Reg.No/UHID : Reg-13029 /UHID13029  
Lab No : LA24008012  
Referred By : Dr.SAMANVAY HOSPITAL  
Bedcategory/Bed :  
Mobile No : 8825215599  
UHID : UHID13029  
Consultant : Mr. Samanvay Hospital  
Sponsor : **MEDIWHEEL**  
ABHA Address :  
Barcode No. : **33520,33521,33522,33523,33524**

Bill No : OPB/1/24/8230  
Sample Collected : Sep 14 2024 4:12PM  
Sample Received : Sep 14 2024 4:13PM  
Report On : Sep 14 2024 4:34PM  
Bill Creation Date : Sep 14 2024 4:08PM  
Bar Code :   
Reg No : Reg-13029  
IPNo :  
Passport No. :  
Verified On : **Sep 14 2024 6:03PM**  
ABHA Num :

Test Name	Results	Units	Biological Reference
-----------	---------	-------	----------------------

**PLATELETS PARAMETER**

PLATELET COUNT(IMPEDENCE)	↓ <b>133000</b>	/uL	150000 - 450000
MPV(IMPEDENCE)	↑ <b>14.3</b>	fl	8.0 - 13.0
PDW(IMPEDENCE)	↑ <b>23.8</b>	fl	9.0 - 17.0
ESR	10	mm/hr	0 - 20

Comments : Microscopic examination

1. Adequacy of sampling: Satisfactory for evaluation
2. Transformation zone element: Present
3. Infection associated changes: Absent
4. Reactive cellular changes: Absent
5. Epithelial cell abnormality: Nil
6. Other elements: Absent


Comment:

Negative for intraepithelial lesion(IL) or malignancy

-----End of the Report-----

Mrs. Neena Ravi Patel

Prepared by



Dr. Sweta Patel  
MD (Pathology)

Verified By

Nr. St. Kabir School, Opp. Raneshwar Temple, Vasna Road, Vadodara-15