



REVIVAL DIAGNOSTICS

HEALTH CHECK-UP SUMMARY

Name: Vinita Singh

Date: 25/03/2023

Email ID:

Sex: F Age: 44 Years Contact No: 9692324156 Remarks:

Under-weight -

Normal -

i> BMI

Height (in Cm): 148 Weight (in Kg): 57 BMI: 26 kg/m² Over-weight ✓

ii> Blood Pressure & Pulse

BP: 120/80 mm/hg
P: 76 /min.

If high or low, whether the person is on medication: YES / NO

iii> Blood Tests & Lung Function Remarks

RS }
CVS }
CVS } ⊕

If abnormal, whether the person is on medication: YES / NO

iv> Eye Test Remarks

Eye Test: ⊕ 6/9 ⊕ 6/9
Color Vision: ⊕

v> Heart Disease

Whether any specific heart ailment detected (ECG findings):
normal

vi> Any other problems needing attention / Overall Assessment:

no

Revival Diagnostics

401-Aqua Corridor,
Beside Star Bazar, Adajan,
Surat-395009. Mo. 9825947712

Signature of the Doctor

Dr. Chirag Patel
M.B.B.S. G-49432

⊕ Vinita

0261 2747788, 9825947712

4th Floor, Aqua Corridor, Hazira Road, Adajan Pal, Surat-395009.

revivaldiagnostics.surat@gmail.com

www.revivaldiagnostics.com

This Medical Report Is Not Intended For Medico-legal Purposes.
Laboratory Test Results Are Subject To Technical Limitation And Should
Be Clinically Correlate For Final Diagnosis



NAME: Vinita Singh SEX: F
BIRTHDATE: 07/12/1978 AGE: 44

DEPARTMENT OF OPHTHALMOLOGY

EYE TEST:

1. VISION:

RIGHT EYE - 6/9

LEFT EYE - 6/9

2. COLOR VISION:

RIGHT EYE - P

LEFT EYE - P

3. FUNDUS:

RIGHT EYE - P

LEFT EYE - P

REMARKS:

Ⓟ Vinita

Revival Diagnostics
Ophthalmologist/Optomefrist

Aqua Corridor,
Beside Star Bazar, Adajan,
Surat-395009. Mo. 9825947712

☎ 0261 2747788, 9825947712

@ revivaldiagnostics.surat@gmail.com

📍 4th Floor, Aqua Corridor, Hazira Road, Adajan Pal, Surat-395009.

🌐 www.revivaldiagnostics.com

Revival Diagnostics

Shop-7, 4th floor, Aqua corridor, Near Star Bazar, Adajan, Surat-395009
0261 2747788



Test And Medical Check Up Request Form

Patient Detail

Patient Name : Vinita Singh Mobile Number : 9682324156
 Age / Sex : F: 55 Date of Birth : 07-12-1974
 Height : 148 Weight : 57.4
 Address : _____

Requester Detail

Name of Doctor / Employee / Insurance Company : red wheel
 Location / Address : B/B
 Insurance / Policy Number : _____

Sample Detail

Date & Time of Sample Collection : 25-03-13 Time of Sample Collection : 9:43 AM
 Type of Sample : Blood / Serum / Plasma / Urine / Stool / Sputum

stool Not given

Test Requested :

PPBS

Fasting Sample / Post-Prandial Sample / Random Sample
 Site of collection : cap

Patient's Relevant Medical & Drug History : _____

Paid Receipt Number : _____ Paid Amount : _____

Medical Check Up

Cardiology Check Up			Other Check Up		
	Requested	Done		Requested	Done
ECG	<input checked="" type="checkbox"/>	<input checked="" type="checkbox"/>	Pulmonary Function Test		
TMT	<input checked="" type="checkbox"/>	<input checked="" type="checkbox"/>	Audiometry		
2D-ECHO			Retinal Screening		
Consultant Check Up			Radiology Check Up		
	Requested	Done		Requested	Done
Physician	<input checked="" type="checkbox"/>	<input checked="" type="checkbox"/>	X-Ray Chest / _____	<input checked="" type="checkbox"/>	<input checked="" type="checkbox"/>
Ophthalmology	<input checked="" type="checkbox"/>	<input checked="" type="checkbox"/>	USG _____		<input checked="" type="checkbox"/>
ENT			Mammography	<input checked="" type="checkbox"/>	<input checked="" type="checkbox"/>
Gynaecology	<input checked="" type="checkbox"/>	<input checked="" type="checkbox"/>	Other _____		
Dietician					

Signature [Signature] Vinita

Name & Signature of Requester/Patient/Consultant Signature

Date 25-03-13



Gynec consultation

Date: 25/03/2023

Name of Patient: B Vinita Singh

Age: 44

1FTND
P₂L₂ 1LSCS

No complaints
Regular cycle 5/30.

LMP - 28/02/2023

O/E

P/A - soft, NT

P/S - Cx } (H)
Vg }

Minimal mucoid discharge + Adv
Pap Smear

P/v - Not done.

Rx
V-Wash — (1)

T. FAS PID Kit — (1)

T. Nosta CR 15mg
(0-0-1) — (5)

Pm Rajbhara
Signature of the Doctor

Revival Diagnostics
401-Aqua Corridor,
Beside Star Bazar, Adajan,
Surat-395009. revivaldiagnostics.surat@gmail.com

0261 2747788, 9825947712

4th Floor, Aqua Corridor, Hazira Road, Adajan Pal, Surat-395009.

revivaldiagnostics.surat@gmail.com

www.revivaldiagnostics.com



REVIVAL DIAGNOSTICS

Dental Assessment Form

NAME Vinita Singh
AGE hh

DATE 25-03-2023
SEX Female

* CHIEF COMPLAINT

A CLINICAL FEATURES :- normal

1 CAVIES :-
2 MISSING TOOTH :- } 20
3 MALOCCLUSION :-
4 FILLING :-

B DIAGNOSIS :- (1)

C PERSONAL HISTORY :- Hygienic

D PROVISIONAL D/G :- (1)

E MEDICAL HISTORY :- (1)

F FINAL D/G :- normal

G TREATMENT PLAN :- NO

CLINT SIGN

(1) Vinita

DOCTOR SIGN

Revival Diagnostics
401-Aqua Corridor,
Beside Star Bazar, Adajan,
Surat-395009. Mo. 9825947712



0261 2747788, 9825947712



4th Floor, Aqua Corridor, Hazira Road, Adajan Pal, Surat-395009.



revivaldiagnostics.surat@gmail.com



www.revivaldiagnostics.com

This Medical Report Is Not Intended For Medico-legal Purposes.
Laboratory Test Results Are Subject To Technical Limitation And Should
Be Clinically Correlate For Final Diagnosis



REVIVAL DIAGNOSTICS

Name	VINITA SINGH	Age/Gender	44Yrs/Female
Reg No.	2931/23	Receipt No	7297
Referred By	BOB - MEDI WHEEL(PKG10000243)	Mode of Payment	CREDIT
Collection Type	CENTER	Collection DateTime	25-Mar-2023 09:41 AM

BLOOD GROUP - 250323125 Released at 25-Mar-2023 01:17 PM

Parameter	Result	Biological Ref.Range	Method
-Blood Group	"O"		
-Rh Factor	POSITIVE		

CBC - 250323122 Released at 25-Mar-2023 12:31 PM

Parameter	Result	Biological Ref.Range	Method
-Haemoglobin	10.2 gm/dL	L (12 - 16 gm/dL)	Auto
-RBC Count	4.21 mill/cumm	(4.2 - 5.4 mill/cumm)	Auto
-Total WBC Count	5700 /cumm	(4000 - 10000 /cumm)	Auto
-Platelet Count	1.66 lakh/cumm	(1.5 - 4.5 lakh/cumm)	Auto

Blood Indices

-HCT	33.9 %	L (40 - 55 %)	Auto
-MCV	81.6 fl	(80 - 92 fl)	Auto
-MCH	24.5 pg	L (27 - 31 pg)	Auto
-MCHC	30.0 gm/dL	L (32 - 36 gm/dL)	Auto
-RDW	16.7 %	H (11 - 15 %)	Auto

Diff WBC Count

-Polymorphs	61 %	(40 - 80 %)	Microscopically
-Lymphocytes	34 %	(20 - 40 %)	Microscopically
-Eosinophils	03 %	(1 - 6 %)	Microscopically
-Monocytes	02 %	(2 - 7 %)	Microscopically
-Basophils	00 %	(0 - 1 %)	Microscopically
-PLATELET ON SMEAR	Adequate		Microscopically
-MALARIAL PARASITES	Malarial Parasites Not Detected		Microscopically

[Test performed on Fully Automated Hematology Analyzer ERBA H-360]

ESR - 250323122 Released at 25-Mar-2023 12:52 PM

Parameter	Result	Biological Ref.Range	Method
-E.S.R	10 mm/hr	(3 - 15 mm/hr)	

Revival Diagnostics
401-Aqua Corridor,
Beside Star Bazar, Adajan,
Surat-395009. Mo. 9825947712

Dr. Shivangi Gandhi

M.B.B.S, M.D (Pathology)

revivaldiagnostics.surat@gmail.com



0261 2747788, 9825947712



4th Floor, Aqua Corridor, Hazira Road, Adajan Pal, Surat-395009.



revivaldiagnostics.surat@gmail.com



www.revivaldiagnostics.com

This Medical Report Is Not Intended For Medico-legal Purposes.
Laboratory Test Results Are Subject To Technical Limitation And Should
Be Clinically Correlate For Final Diagnosis



REVIVAL DIAGNOSTICS

Name	VINITA SINGH	Age/Gender	44Yrs/Female
Reg No.	2931/23	Receipt No	7297
Referred By	BOB - MEDI WHEEL(PKG10000243)	Mode of Payment	CREDIT
Collection Type	CENTER	Collection DateTime	25-Mar-2023 09:41 AM

FBS & PPBS - 250323123 Released at 25-Mar-2023 03:23 PM

Parameter	Result	Biological Ref.Range	Method
-Fasting Blood Sugar (FBS)	89 mg/dL	70-100 mg/dl Impaired Tolerance:100-125 Diabetes Mellitus:>=126 (On more than one occasion) (American diabetes association guidelines 2022)	
-Fasting Urine Sugar	Absent		
-Fasting Urine Acetone	Absent		
-PPBS	119 mg/dL	(90 - 140 mg/dL)	
-PP2BS URINE SUGAR	Absent		
-PP2BS URINE ACETONE	Absent		

HBA1C - 250323122 Released at 25-Mar-2023 03:24 PM

Parameter	Result	Biological Ref.Range	Method
-HBA1C	5.4 %	HbA1C Degree of Glucose Control <5.6 % Non Diabetics 5.7 - 6.4 % Prediabetics > =6.5 % Diabetics (REF:Wallace, 11th Edition)	Boronate Affinity
-Method[]	High Performance Liquid Chromatography (HPLC)	REMARKS: 6 - 7 % Excellent Control 7 - 8 % Good Control 8 - 10 % Unsatisfactory Control >10 % Poor Control	

Revival Diagnostics
401-Aqua Corridor,
Beside Star Bazar, Adajan,
Surat-395009. Mo. 9825947712
Dr. Shivangi Gandhi



0261 2747788, 9825947712

4th Floor, Aqua Corridor, Hazira Road, Adajan Pal, Surat-395009.M.B.B.S, M.D (Pathology)
revivaldiagnostics.surat@gmail.com

www.revivaldiagnostics.com

This Medical Report Is Not Intended For Medico-legal Purposes.
Laboratory Test Results Are Subject To Technical Limitation And Should
Be Clinically Correlate For Final Diagnosis



REVIVAL DIAGNOSTICS

Name	VINITA SINGH	Age/Gender	44Yrs/Female
Reg No.	2931/23	Receipt No	7297
Referred By	BOB - MEDI WHEEL(PKG10000243)	Mode of Payment	CREDIT
Collection Type	CENTER	Collection DateTime	25-Mar-2023 09:41 AM

Creatinine - 250323125 Released at 25-Mar-2023 03:24 PM

Parameter	Result	Biological Ref.Range	Method
-Creatinine	0.6 mg/dL	(0.6 - 1.14 mg/dL)	ENZYMATIC

BUN - 250323125 Released at 25-Mar-2023 11:23 AM

Parameter	Result	Biological Ref.Range	Method
-Blood Urea Nitrogen (BUN)	11 mg/dL	(6 - 20 mg/dL)	Calculated

Uric Acid - 250323121 Released at 25-Mar-2023 03:24 PM

Parameter	Result	Biological Ref.Range	Method
-Uric Acid	4.9 mg/dL	(3.5 - 7.2 mg/dL)	Uricase-POD

REVIVAL
DIAGNOSTICS

Revival Diagnostics

401-Aqua Corridor,
Beside Star Bazar, Adajan,
Surat-395009. Mo. 9825947712

Dr. Shivangi Gandhi

M.B.B.S., M.D. (Pathology)



0261 2747788, 9825947712



4TH Floor, Aqua Corridor, Hazira Road, Adajan Pal, Surat-395009.



revivaldiagnostics.surat@gmail.com



www.revivaldiagnostics.com

This Medical Report Is Not Intended For Medico-legal Purposes.
Laboratory Test Results Are Subject To Technical Limitation And Should
Be Clinically Correlate For Final Diagnosis



REVIVAL DIAGNOSTICS

Name	VINITA SINGH	Age/Gender	44Yrs/Female
Reg No.	2931/23	Receipt No	7297
Referred By	BOB - MEDI WHEEL(PKG10000243)	Mode of Payment	CREDIT
Collection Type	CENTER	Collection Date/Time	25-Mar-2023 09:41 AM

LIVER FUNCTION TEST (LFT) - 250323125 Released at 25-Mar-2023 03:24 PM

Parameter	Result	Biological Ref.Range	Method
-Serum Total Bilirubin	0.6 mg/dL	(0 - 1.3 mg/dL)	Diazo
-Serum Direct Bilirubin	0.2 mg/dL	(0 - 0.4 mg/dL)	Diazo
-Serum InDirect Bilirubin	0.4 mg/dL	(0.1 - 1.3 mg/dL)	Calculated
-Total Protein (TP)	7.3 gm/dL	(6.4 - 8.3 gm/dL)	Biuret
-Albumin (ALB)	4.0 gm/dL	(3.5 - 5.2 gm/dL)	BCG
-Globulin	3.3 gm/dL	(2.3 - 3.6 gm/dL)	Calculated
-A/G Ratio	1.21 gm/dL	(1 - 2.3 gm/dL)	Calculated
-SGPT(ALT)	7 U/L	(5 - 45 U/L)	IFCC, Kinetic without Pyridoxal Phosphate
-SGOT (AST)	11 U/L	(0 - 35 U/L)	IFCC, Without Pyridoxal Phosphate
-Alkaline Phosph.	78 U/L	(42 - 128 U/L)	ALP-AMP
-GGT	13 U/L	(5 - 50 U/L)	Glupa-C

[Test performed on Fully Automated Biochemistry Analyzer ERBA EM200]

REVIVAL
DIAGNOSTICS

Revival Diagnostics

401-Aqua Corridor,
Beside Star Bazar, Adajan,
Surat-395009, Mo. 9825947712
Dr. Shivangi Gandhi

M.B.B.S, M.D (Pathology)
revivaldiagnostics.surat@gmail.com



0261 2747788, 9825947712



4TH Floor, Aqua Corridor, Hazira Road, Adajan Pal, Surat-395009.



revivaldiagnostics.surat@gmail.com



www.revivaldiagnostics.com

This Medical Report Is Not Intended For Medico-legal Purposes.
Laboratory Test Results Are Subject To Technical Limitation And Should
Be Clinically Correlate For Final Diagnosis



REVIVAL DIAGNOSTICS

Name	VINITA SINGH	Age/Gender	44Yrs/Female
Reg No.	2931/23	Receipt No	7297
Referred By	BOB - MEDI WHEEL(PKG10000243)	Mode of Payment	CREDIT
Collection Type	CENTER	Collection DateTime	25-Mar-2023 09:41 AM

ECG

- REPORT :

1. The rhythm is sinus.
2. Heart rate is 82 beats per minute.
3. Normal P,QRS,T wave axis.
4. Normal PR,QRS,Q.T. Duration.
5. No pathological q wave or ST-T changes seen.
6. No evidence of chamber hypertrophy or enlargement seen.

IMPRESSION : ECG WITHIN NORMAL LIMITS

Revival Diagnostics
401-Aqua Corridor,
Beside Star Bazar, Adajan,
Surat-395009. Mo: 825947712

DR. ADITYA S. BORA *Signature*
MBBS, DNB, PGCC
PHYSICIAN & CLINICAL CARDIOLOGIST
G-54906

REVIVAL
DIAGNOSTICS



0261 2747788, 9825947712



4TH Floor, Aqua Corridor, Hazira Road, Adajan Pal, Surat-395009.



revivaldiagnostics.surat@gmail.com



www.revivaldiagnostics.com



Summary

REVIVAL DIAGNOSTICS
4TH FLOOR, AQUA CORRIDOE, NEAR STAR BAZAR, ADAJAN- 395009, SURAT
5586/VINITA SINGH 44 Yrs/Female 57 Kg/148 Cms
Date: 25-Mar-2023 11:27:52 AM

Ref.By : MEDI WHEEL

Protocol : BRUCE

Objective : FOR TESTING PURPOSE ONLY.

Stage	Stage Time (Min:Sec)	Phase Time (Min:Sec)	Speed (kmph)	Grade (%)	METs	H.R. (bpm)	B.P. (mmHg)	R.P.P. x100	PVC	Comments
Supine					1.0	90	140/90	126	-	
Standing					1.0	99	140/90	138	-	
HV					1.0	95	140/90	133	-	
ExStart					1.0	90	140/90	126	-	
Stage 1	3:00	3:01	2.7	10.0	4.6	136	140/90	190	-	
Stage 2	3:00	6:01	4.0	12.0	7.0	170	150/90	255	-	
PeakEX	0:25	6:26	5.5	14.0	7.5	179	150/90	268	-	
Recovery	1:00		0.0	0.0	1.1	153	150/90	229	-	
Recovery	2:00		0.0	0.0	1.0	138	150/90	207	-	
Recovery	3:00		0.0	0.0	1.0	117	130/90	152	-	
Recovery	3:11		0.0	0.0	1.0	114	126/90	143	-	

Medication : Nil

History : Nil

Test End Reason : Test Complete

Findings :

The patient exercised according to BRUCE for 6:26, achieving a work level of Max METs:7.5. Resting heart rate initially 90 bpm, rose to a max. heart rate of 179 bpm which represents 102% of maximum age predicted heart rate. Resting blood pressure 140/90 mmhg, rose to a maximum blood pressure of 150/90 mmhg. The exercise stress test was stopped due to Test Complete

Parameters :

- Exercise Time : 6:26 minutes
- Max HR attained : 179 bpm 102% of Max Predictable HR 176
- Max BP : 150/90(mmHg)
- WorkLoad attained : 7.5 (Fair Effort Tolerance)
- significant ST segment changes noted during exercise or recovery.
- NOAngina/Arrhythmia/S3/murmur
- Final Impression : TMT is BORDERLINE POSITIVE for inducible ischaemia.

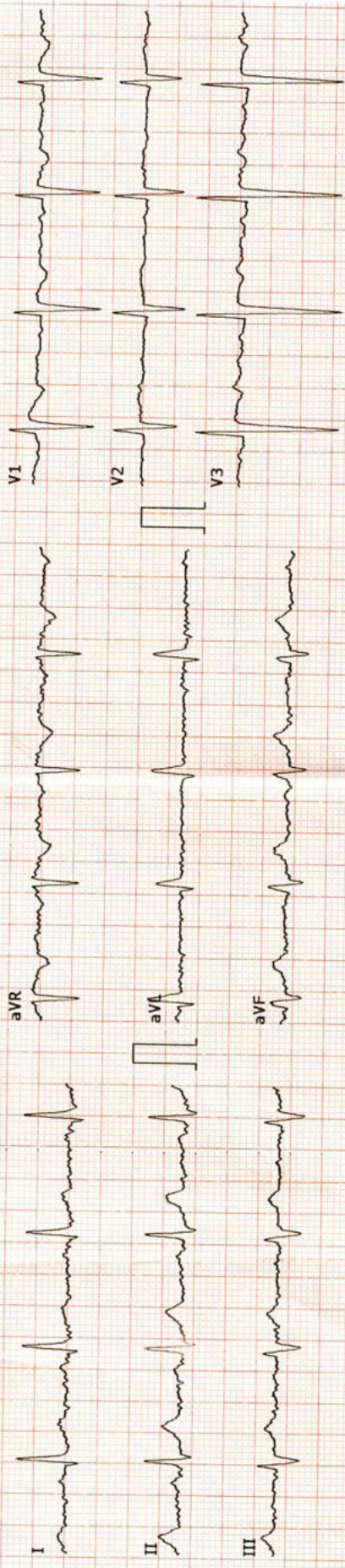
Advice/Comments:

Vinita

Revival Diagnostics
401-Aqua Corridor,
Beside Star Bazar, Adajan,
Surat-395009. Mo. 9825947712

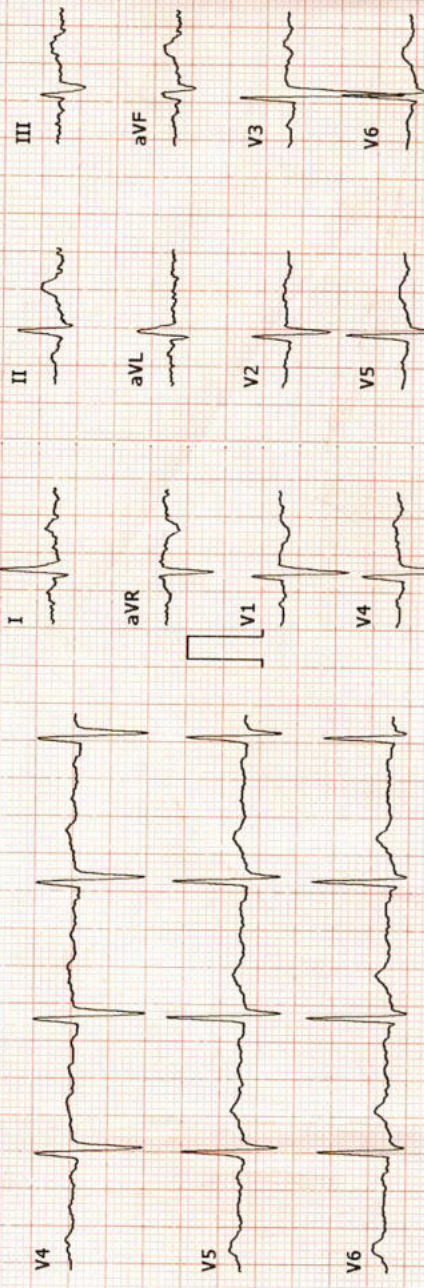
DR. ADITYA S. BORÀ
MBBS, DNB, PGDCC
PHYSICIAN & CLINICAL CARDIOLOGIST
G-54906

10mm/mV AUTO



25mm/s AC:ON 0.05-25Hz

10mm/mV



25mm/s

2023-3-25 10:44:55 ID: 00005130

ID Card: _____
 Name: VINITA
 Age: 44
 Weight(Kg): 57
 Gender: Female
 Height(cm): 148
 BP(mmHg): /

HR: bpm 82
 P-R: ms 133
 Q-R-S: ms 96
 QT/QTc: ms 356/416
 P/QRS/T AXES: deg 60/21/60
 RV5/SV1: mV 0.92/0.89
 RV5+SV1: mV 1.81

*The result must be confirmed by doctor!
 Report Confirmed by: _____

DR. ADITYA S. BORA
 MBBS, DNB, FRCG
 PHYSICIAN & CLINICAL CARDIOLOGIST
 G-54906

Revival Diagnostics
 401-Aqua Corridor,
 Beside Star Bazar, Adajan,
 Surat-395009. Mo. 9825947712



REVIVAL DIAGNOSTICS

Name	VINITA SINGH	Age/Gender	44Yrs/Female
Reg No.	2931/23	Receipt No	7297
Referred By	BOB - MEDI WHEEL(PKG10000243)	Mode of Payment	CREDIT
Collection Type	CENTER	Collection DateTime	25-Mar-2023 09:41 AM

Total T3 T4 TSH - 250323125 Released at 25-Mar-2023 12:11 PM

Parameter	Result	Biological Ref.Range	Method
-Total T3	1.31 ng/ml	(0.87 - 1.78 ng/ml)	Fluorescence Enzyme Immunoassay
-Total T4	8.42 ug/dl	(4.6 - 11 ug/dl)	Fluorescence Enzyme Immunoassay
-TSH	3.26 uIU/ml	0.50 - 5.50 uIU/ml 5.5 to 15 ul U/ml - Suggested Clinical co-relation or Repeat test with new sample as physiological factors can give falsely high TSH Above 15uIU/ml Hypothyroid PREGNANT WOMEN normal ranges for TSH: 1st Trimester : 0.0878 - 2.8293 uIU/ml 2nd Trimester : 0.1998 - 2.7915 uIU/ml 3rd Trimester : 0.307 - 2.9028 uIU/ml Ref: TIETZ Fundamentals of Clinical Chemistry	Fluorescence Enzyme Immunoassay

[Test performed on Fully Automated Immunology Analyzer Maglumi-600]

Revival Diagnostics

401-Aqua Corridor,
Beside Star Bazar, Adajan,
Surat-395009. Mo-9825947712
Dr. Shivangi Gandhi
M.B.B.S. M.D (Pathology)



0261 2747788, 9825947712



4th Floor, Aqua Corridor, Hazira Road, Adajan Pal, Surat-395009.



revivaldiagnostics.surat@gmail.com



www.revivaldiagnostics.com

This Medical Report Is Not Intended For Medico-legal Purposes.
Laboratory Test Results Are Subject To Technical Limitation And Should
Be Clinically Correlate For Final Diagnosis



REVIVAL DIAGNOSTICS

Name	VINITA SINGH	Age/Gender	44Yrs/Female
Reg No.	2931/23	Receipt No	7297
Referred By	BOB - MEDI WHEEL(PKG10000243)	Mode of Payment	CREDIT
Collection Type	CENTER	Collection DateTime	25-Mar-2023 09:41 AM

Urine Routine & Micro Examination - 250323127 Released at 25-Mar-2023 01:07 PM

Parameter	Result	Biological Ref.Range	Method
Physical Examination			
-Quantity	25		Manual
-Colour	Pale Yellow	Pale Yellow	Manual
-Appearance	Clear	Clear	Manual
-Reaction (pH)	Acidic		Dipstick
-Specific Gravity	1.025		Dipstick
Chemical Examination			
-Proteins.	Absent		Dipstick
-Sugar	Absent		Dipstick
-Acetone.	Absent		Dipstick
-Bile Salts	Absent	Absent	Dipstick
-Bile Pigments	Absent	Absent	Dipstick
-Occult Blood Test (OBT).	Negative		Dipstick
Microscopic Examination			
-Pus Cells	2-3		Microscopically
-Red Blood Cells	Absent		Microscopically
-Epithelial Cells	2-3		Microscopically
-Bacteria.	Absent		Microscopically
-Crystals	Absent	Absent	Microscopically
-Others	NIL	Absent	Microscopic Examination

Revival Diagnostics

401-Aqua Corridor,
Beside Star Bazar, Adajan,
Surat-395009. Mo. 9825947712
Dr. Shivangi Gandhi
M.B.B.S. M.D. (Pathology)



0261 2747788, 9825947712



4th Floor, Aqua Corridor, Hazira Road, Adajan Pal, Surat-395009.



revivaldiagnostics.surat@gmail.com



www.revivaldiagnostics.com

This Medical Report Is Not Intended For Medico-legal Purposes.
Laboratory Test Results Are Subject To Technical Limitation And Should
Be Clinically Correlate For Final Diagnosis



REVIVAL DIAGNOSTICS

Name	VINITA SINGH	Age/Gender	44Yrs/Female
Reg No.	2931/23	Receipt No	7297
Referred By	BOB - MEDI WHEEL(PKG10000243)	Mode of Payment	CREDIT
Collection Type	CENTER	Collection DateTime	25-Mar-2023 09:41 AM

Lipid Profile - 250323125 Released at 25-Mar-2023 03:24 PM

Parameter	Result	Biological Ref.Range	Method
-Serum Cholesterol	173 mg/dL	Desirable < 200 mg/dl Borderline High : 200-239 mg/dl High : > 240 mg/dl	CHOD-PAP
-Serum Triglyceride	317 mg/dL	H Normal < 150 mg/dl Borderline High : 150 - 159 mg/dl High : 200 - 499 mg/dl Very High : 500 mg/dl	GPO-POD Method
-Serum HDLD(Direct)	42 mg/dL	Normal :> 55 mg/dl Borderline : 35-55 mg/dl Undesirable: < 35 mg/dl	PVS-PEGME Precipitation with CHOD-POD
-Serum VLDL	63 mg/dL	H (5 - 30 mg/dL)	Calculated
-Serum LDL(Direct)	68 mg/dL	Optimal:< 100 mg/dl Above Optimal : 100- 129 mg/dl Borderline High : 130-159 mg/dl High : > 160-189mg/dl Very High : >190 mg/dl	Calculated
-Chol/HDL	4.12	Low risk: <3.8 Medium Risk: 3.8 to 5.9 High Risk: > 6	Calculated
-LDL/Chol	2.56	Low risk: <3.55 Medium Risk: 3.55 to 4.0 High Risk: > 6	Calculated

[Test performed on Fully Automated Biochemistry Analyzer ERBA EM200]

Revival Diagnostics
401-Aqua Corridor,
Beside Star Bazar, Adajan,
Surat-395009. Mo. 9825947712

Dr. Shivangi Gandhi

M.B.B.S.M.D.(Pathology)

0261 2747788, 9825947712

4TH Floor, Aqua Corridor, Hazira Road, Adajan Pal, Surat-395009.

revivaldiagnostics.surat@gmail.com

www.revivaldiagnostics.com

REVIVAL DIAGNOSTICS

4TH FLOOR, AQUA CORRIDOE, NEAR STAR BAZAR, ADAJAN- 395009, SURAT

5586/VINITA SINGH

44 Yrs/Female

57 Kg/148 Cms

Date: 25-Mar-2023 11:27:52 AM

12 Lead + Comparison

MPHR: 52% of 176

HR: 92 bpm

METS: 1.0

BP: 140/90

Raw ECG

BRUCE

(1.0-100)Hz

Ex Time 00:32

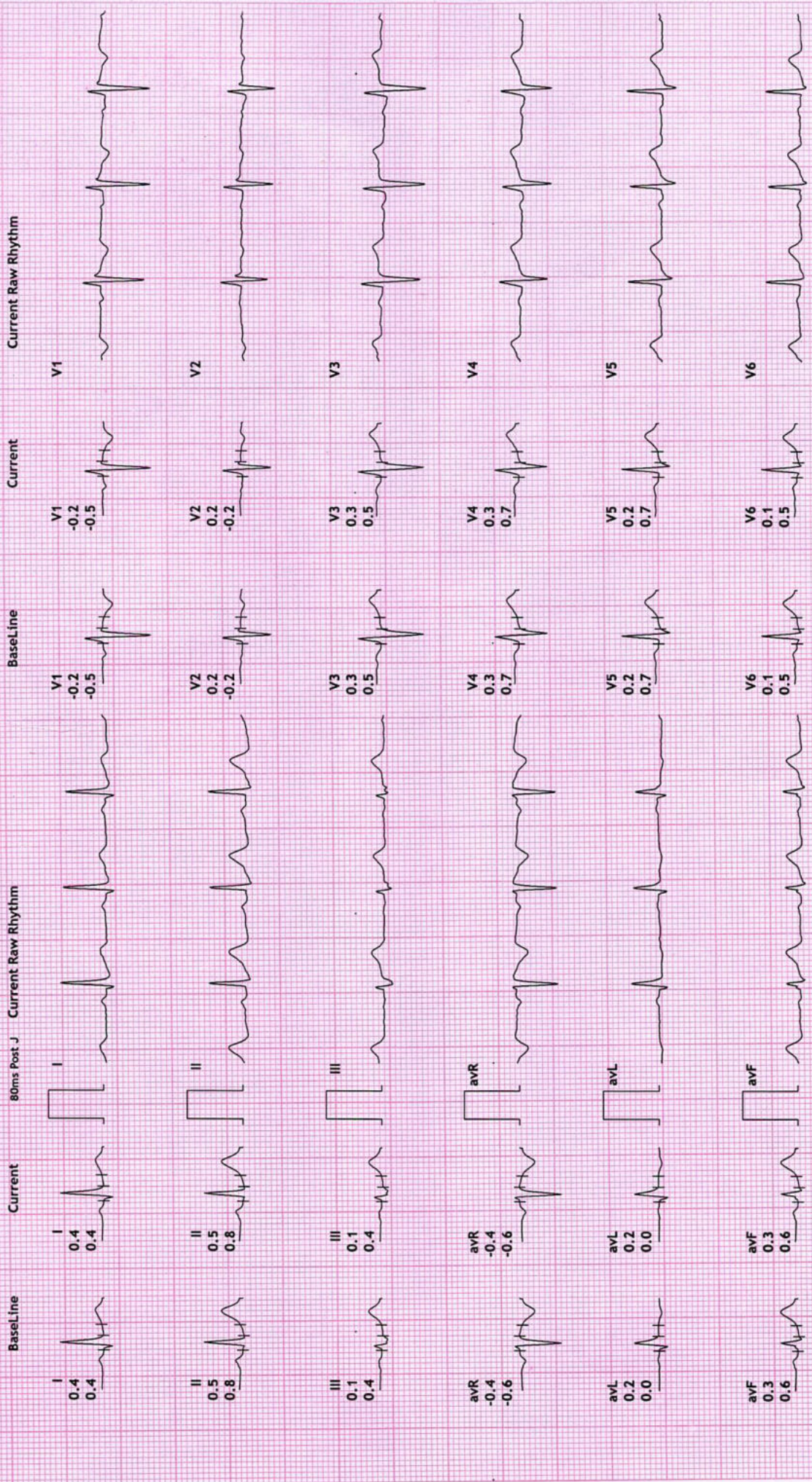
BLC :On

Notch :On

SUPINE

10.0 mm/mV

25 mm/Sec.



12 Lead + Comparison

REVIVAL DIAGNOSTICS

4TH FLOOR, AQUA CORRIDOE, NEAR STAR BAZAR, ADAJAN- 395009, SURAT

5586/VINITA SINGH
44 Yrs/Female

57 Kg/148 Cms
Date: 25-Mar-2023 11:27:52 AM

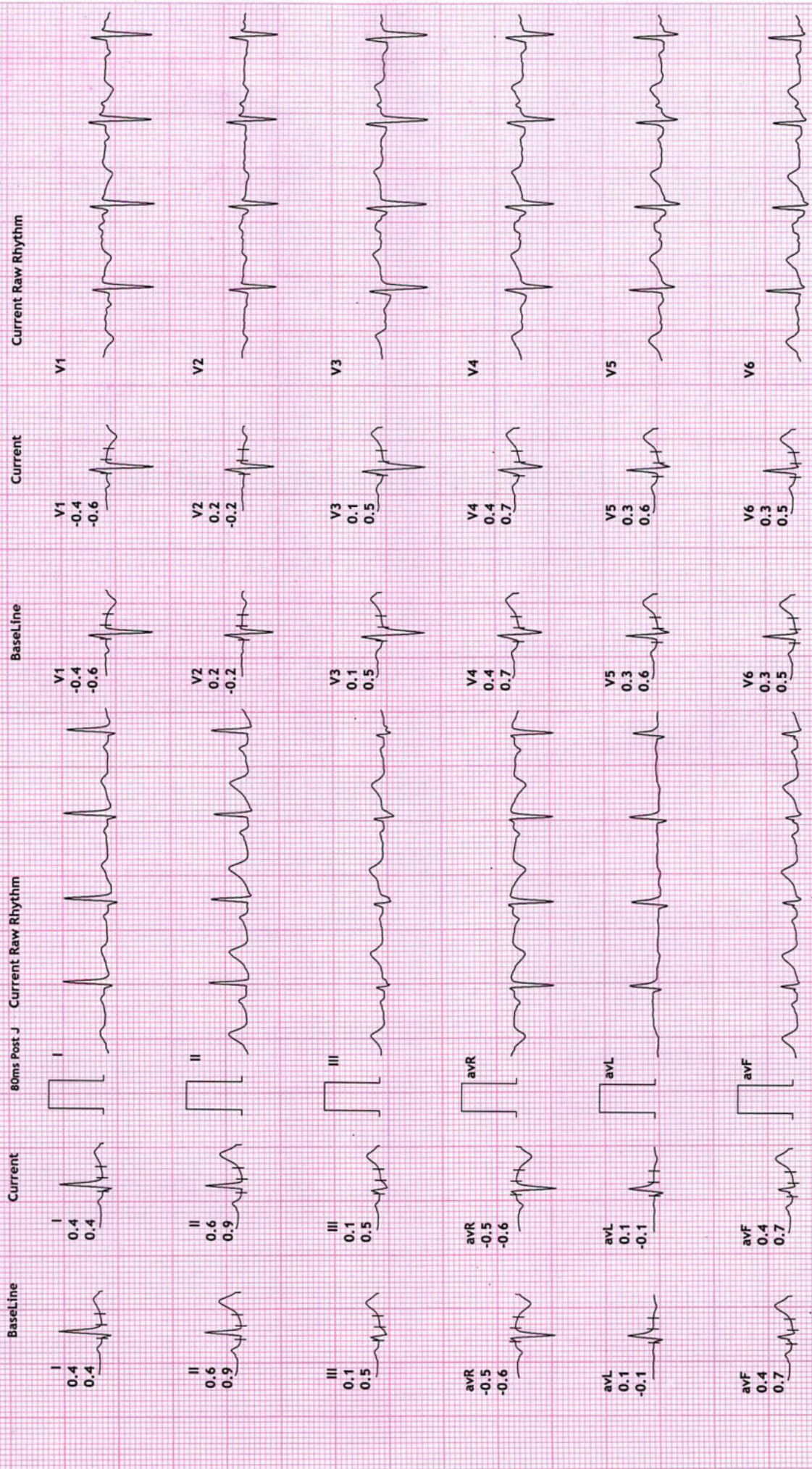
HR: 97 bpm
METS: 1.0
BP: 140/90

MPHR:55% of 176
Speed: 0.0 kmph
Grade: 0.0%

Raw ECG
BRUCE
(1.0-100)HZ

Ex Time 00:51
BLC :On
Notch :On

STANDING
10.0 mm/mV
25 mm/Sec.



12 Lead + Comparison



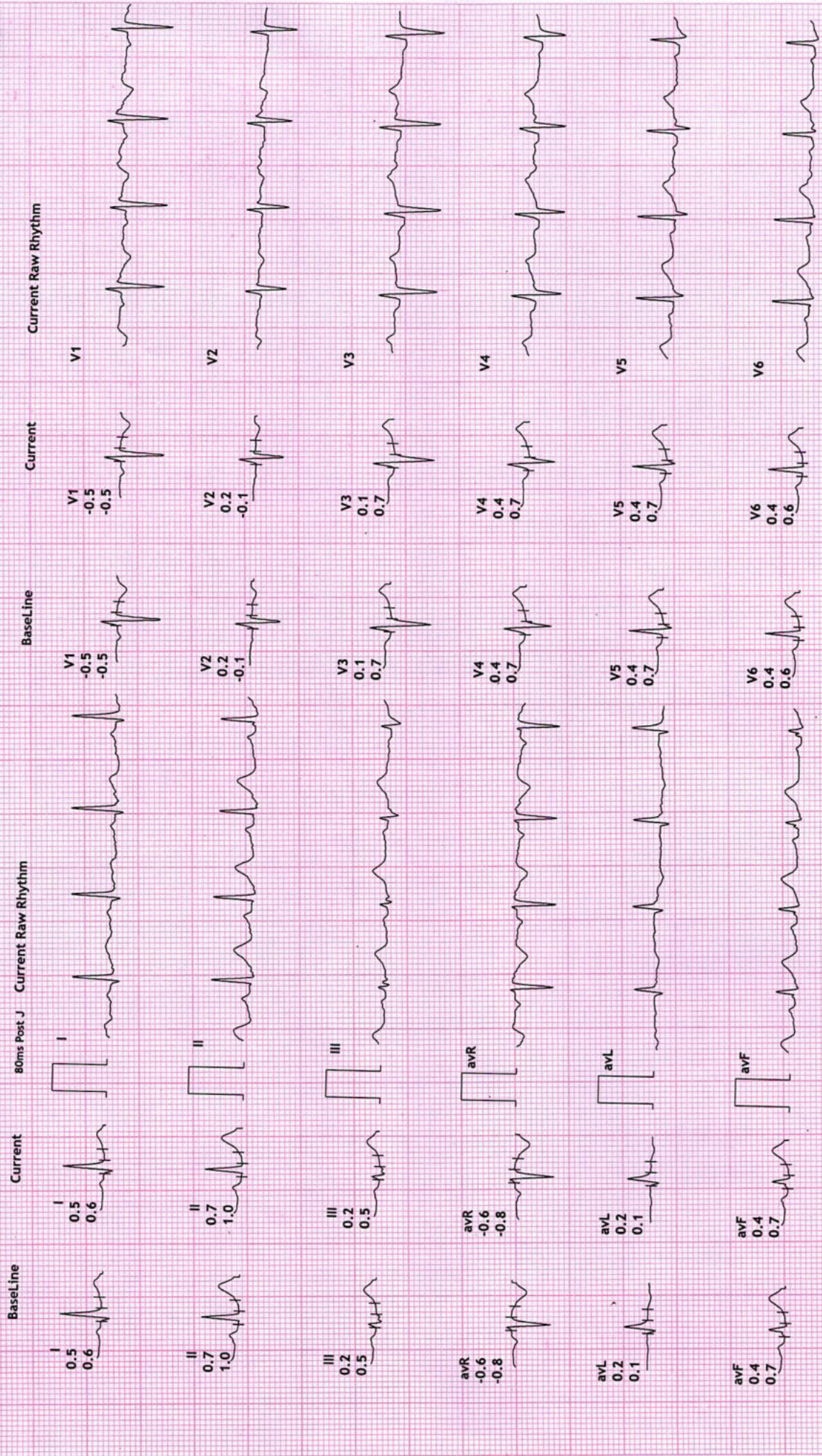
HR: 91 bpm
 METS: 1.0
 BP: 140/90

MPHR: 51% of 176
 Speed: 0.0 kmph
 Grade: 0.0%

Raw ECG
 BRUCE
 (1.0-100)HZ

Ex Time 01:10
 BLC :On
 Notch :On

HV
 10.0 mm/mV
 25 mm/Sec.



REVIVAL DIAGNOSTICS

4TH FLOOR, AQUA CORRIDOE, NEAR STAR BAZAR, ADAJAN- 395009, SURAT

5586/VINITA SINGH

44 Yrs/Female

57 Kg/148 Cms

Date: 25-Mar-2023 11:27:52 AM

HR: 89 bpm

METS: 1.0

BP: 140/90

MPHR: 50% of 176

Speed: 0.0 kmph

Grade: 0.0%

12 Lead + Comparison

Raw ECG

BRUCE

(1.0-100)Hz

Ex Time 00:00

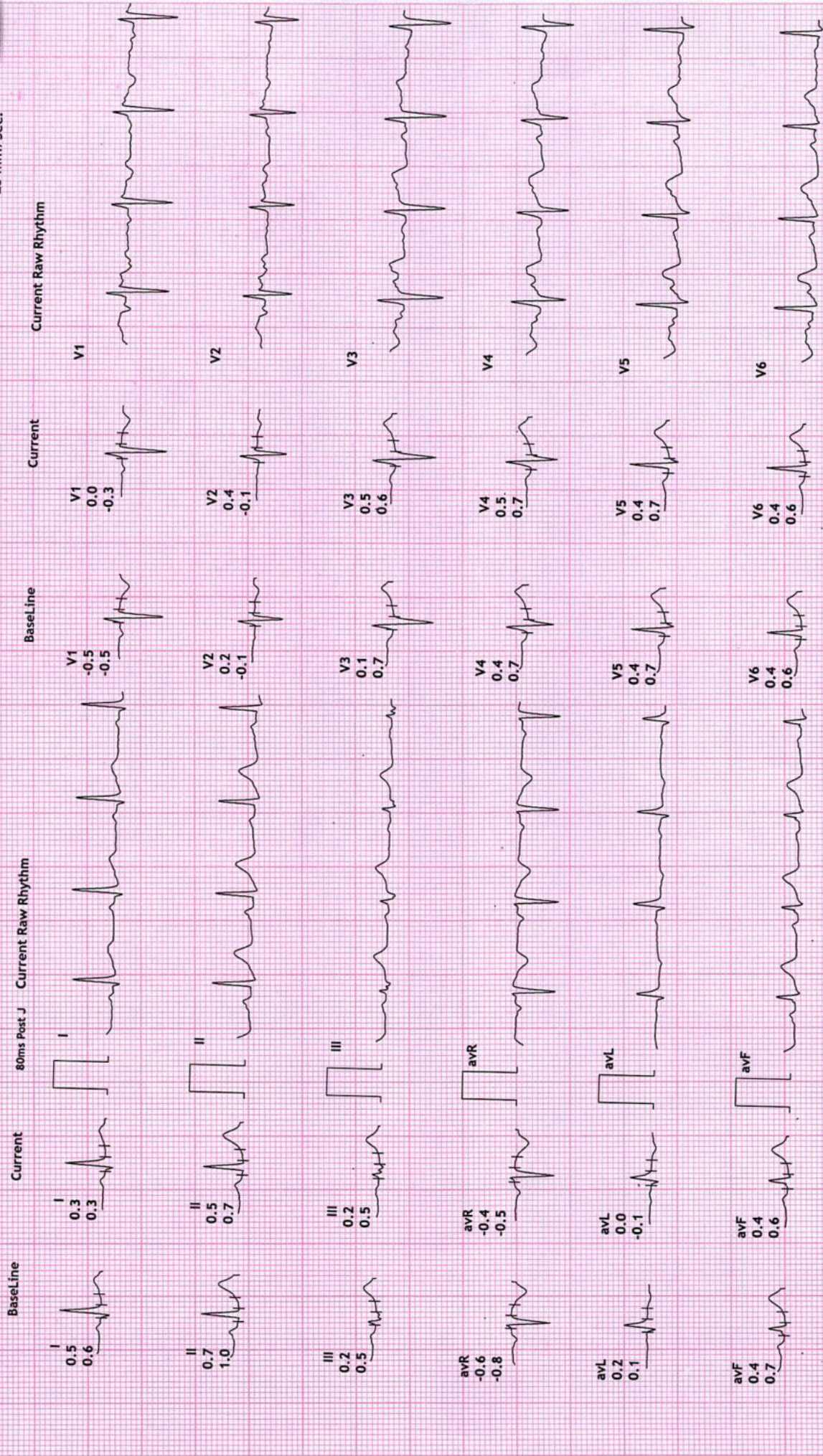
BLC :On

Notch :On

ExStrt

10.0 mm/mV

25 mm/Sec.



REVIVAL DIAGNOSTICS

4TH FLOOR, AQUA CORRIDOE, NEAR STAR BAZAR, ADAJAN- 395009, SURAT

5586/VINITA SINGH
44 Yrs/Female
57 Kg/148 Cms

Date: 25-Mar-2023 11:27:52 AM

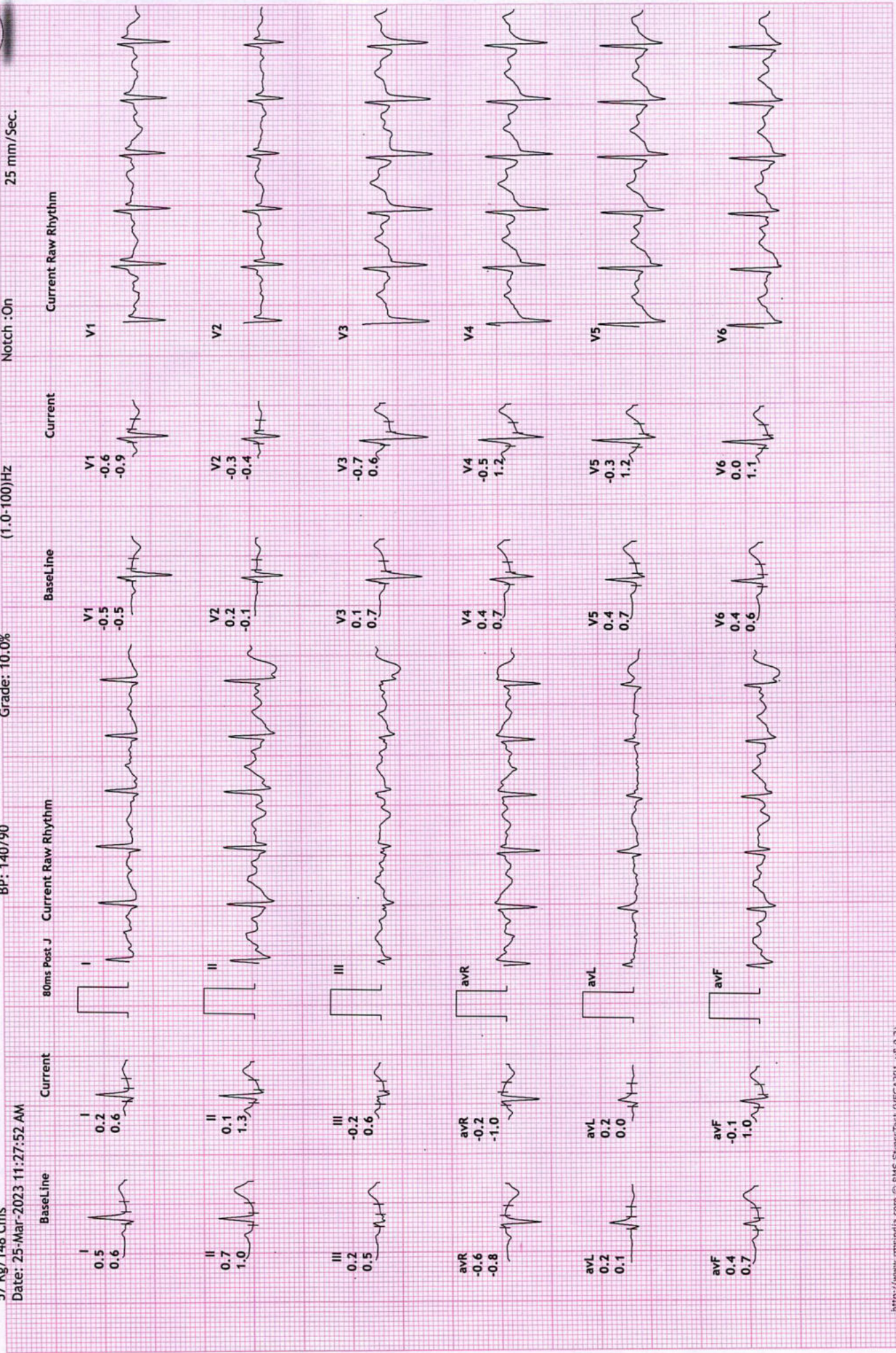
HR: 136 bpm
METS: 4.6
BP: 140/90

MPHR: 77% of 176
Speed: 2.7 kmph
Grade: 10.0%

Raw ECG
BRUCE
(1.0-100)HZ

Ex Time 03:00
BLC :On
Notch :On

Stage 1 (03:00
10.0 mm/mV
25 mm/Sec.



REVIVAL DIAGNOSTICS

4TH FLOOR, AQUA CORRIDOE, NEAR STAR BAZAR, ADAJAN- 395009, SURAT

5586/VINITA SINGH
44 Yrs/Female
57 Kg/148 Cms

Date: 25-Mar-2023 11:27:52 AM

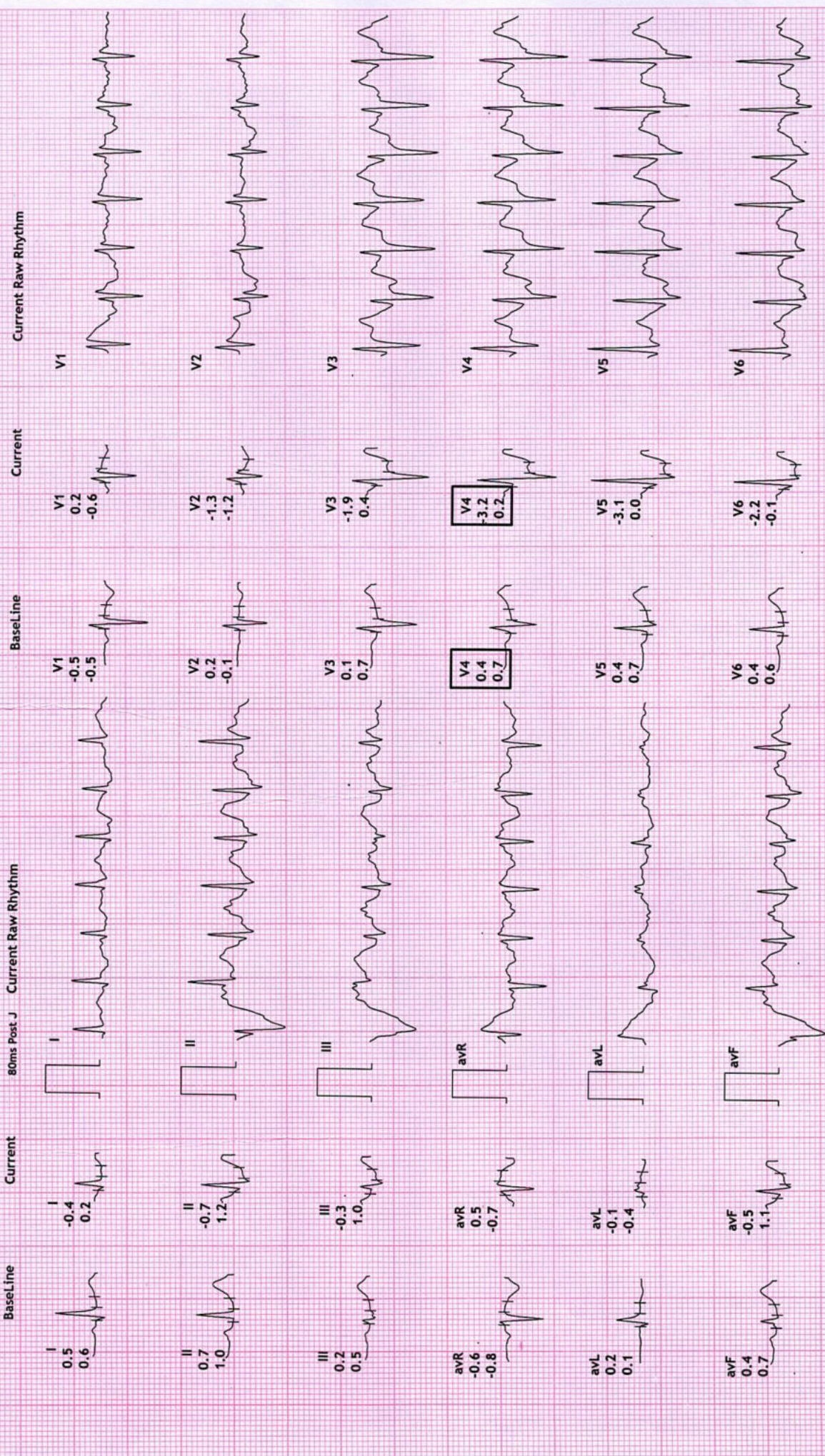
HR: 170 bpm
METS: 7.0
BP: 150/90

MPHR: 96% of 176
Speed: 4.0 kmph
Grade: 12.0%

Raw ECG
BRUCE
(1.0-100)HZ

Ex Time 06:00
BLC :On
Notch :On

Stage 2 (03:00
10.0 mm/mV
25 mm/Sec.



REVIVAL DIAGNOSTICS

4TH FLOOR, AQUA CORRIDOE, NEAR STAR BAZAR, ADAJAN- 395009, SURAT

5586/VINITA SINGH

44 Yrs/Female

57 Kg/148 Cms

Date: 25-Mar-2023 11:27:52 AM

HR: 179 bpm

METS: 7.5

BP: 150/90

MPHR: 101% of 176

Speed: 5.5 kmph

Grade: 14.0%

Raw ECG

BRUCE

(1.0-100)HZ

Ex Time 06:25

BLC :On

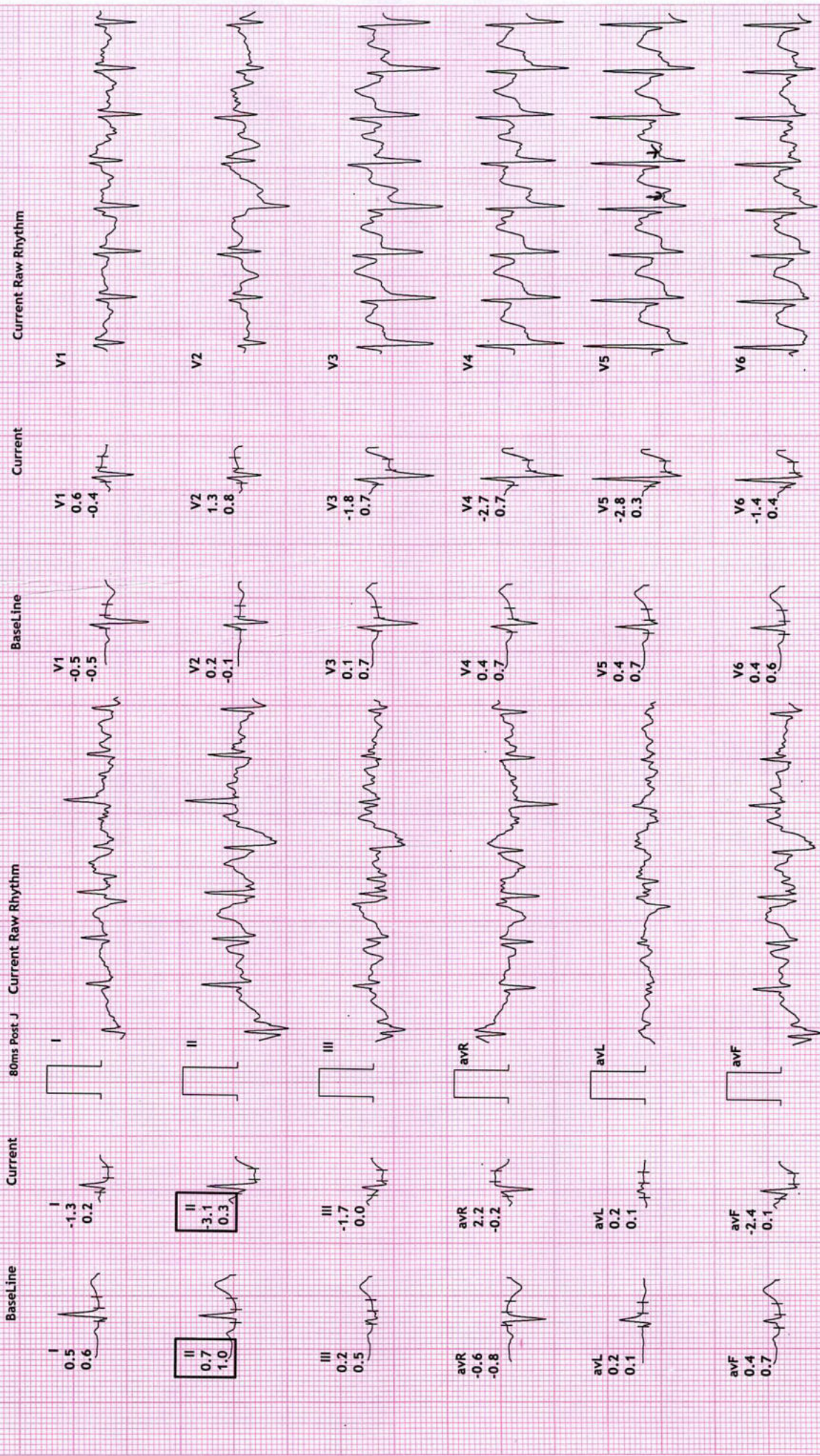
Notch :On

PeakEx

10.0 mm/mV

25 mm/Sec.

12 Lead + Comparison



REVIVAL DIAGNOSTICS

4TH FLOOR, AQUA CORRIDOE, NEAR STAR BAZAR, ADAJAN- 395009, SURAT

5586/VINITA SINGH
44 Yrs/Female
57 Kg/148 Cms

Date: 25-Mar-2023 11:27:52 AM

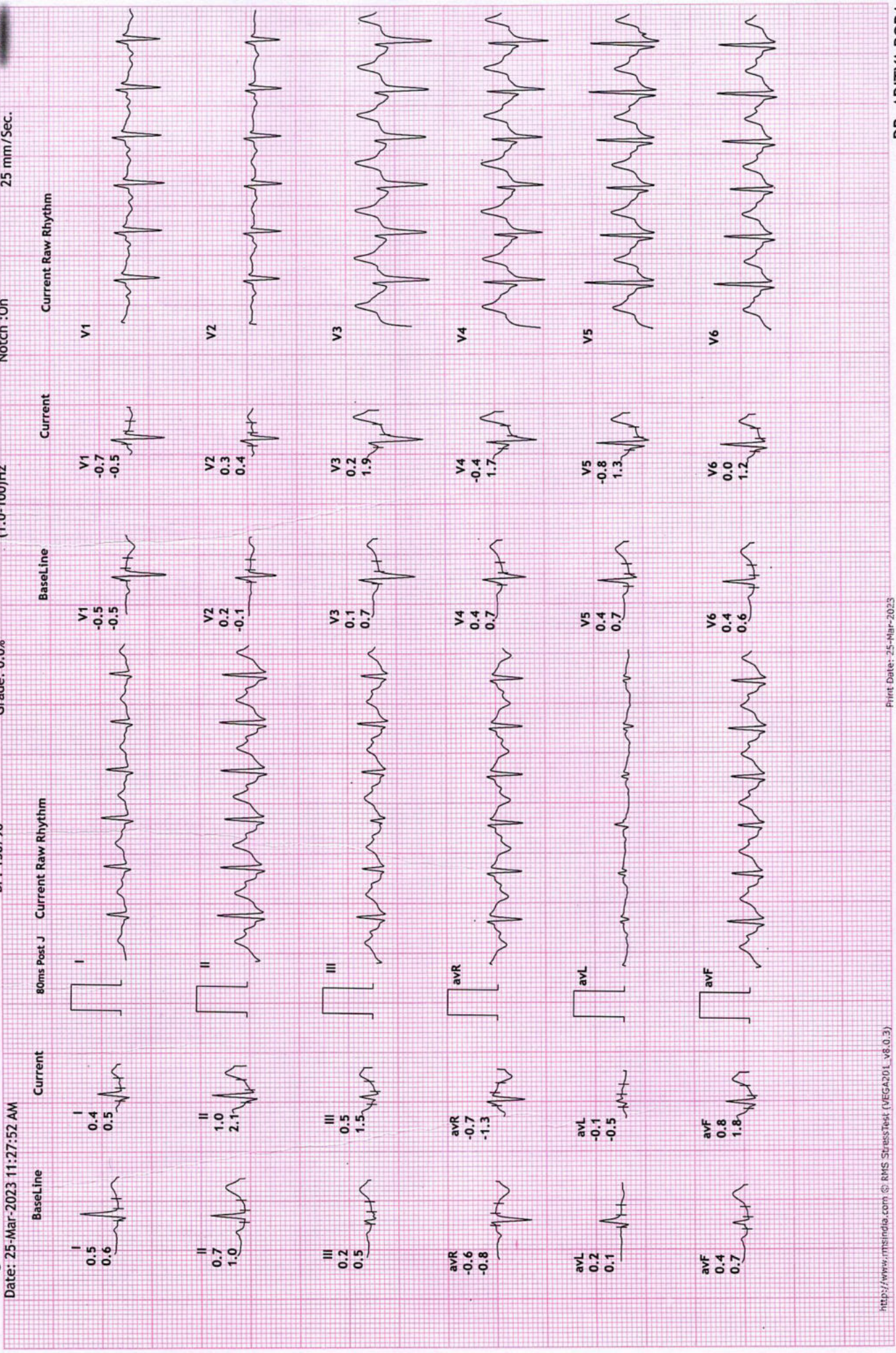
12 Lead + Comparison

HR: 153 bpm
METS: 1.0
BP: 150/90
MPHR: 86% of 176
Speed: 0.0 kmph
Grade: 0.0%

Raw ECG
BRUCE
(1.0-100)Hz

Ex Time 06:25
BLC :On
Notch :On

Recovery : (01:00)
10.0 mm/mV
25 mm/Sec.



REVIVAL DIAGNOSTICS

4TH FLOOR, AQUA CORRIDOE, NEAR STAR BAZAR, ADAJAN- 395009, SURAT

5586/VINITA SINGH
44 Yrs/Female
57 Kg/148 Cms

HR: 138 bpm
METS: 1.0
BP: 150/90

MPHR: 78% of 176
Speed: 0.0 kmph
Grade: 0.0%

Raw ECG
BRUCE
(1.0-100)Hz

Ex Time 06:25
BLC :On
Notch :On

Recovery : (02.00)
10.0 mm/mV
25 mm/Sec.



REVIVAL DIAGNOSTICS

4TH FLOOR, AQUA CORRIDOE, NEAR STAR BAZAR, ADAJAN- 395009, SURAT

5586/VINITA SINGH

44 Yrs/Female

57 Kg/148 Cms

Date: 25-Mar-2023 11:27:52 AM

HR: 117 bpm

METS: 1.0

BP: 130/90

MPHR: 66% of 176

Speed: 0.0 kmph

Grade: 0.0%

Raw ECG

BRUCE

(1.0-100)Hz

12 Lead + Comparison

Ex Time 06:25

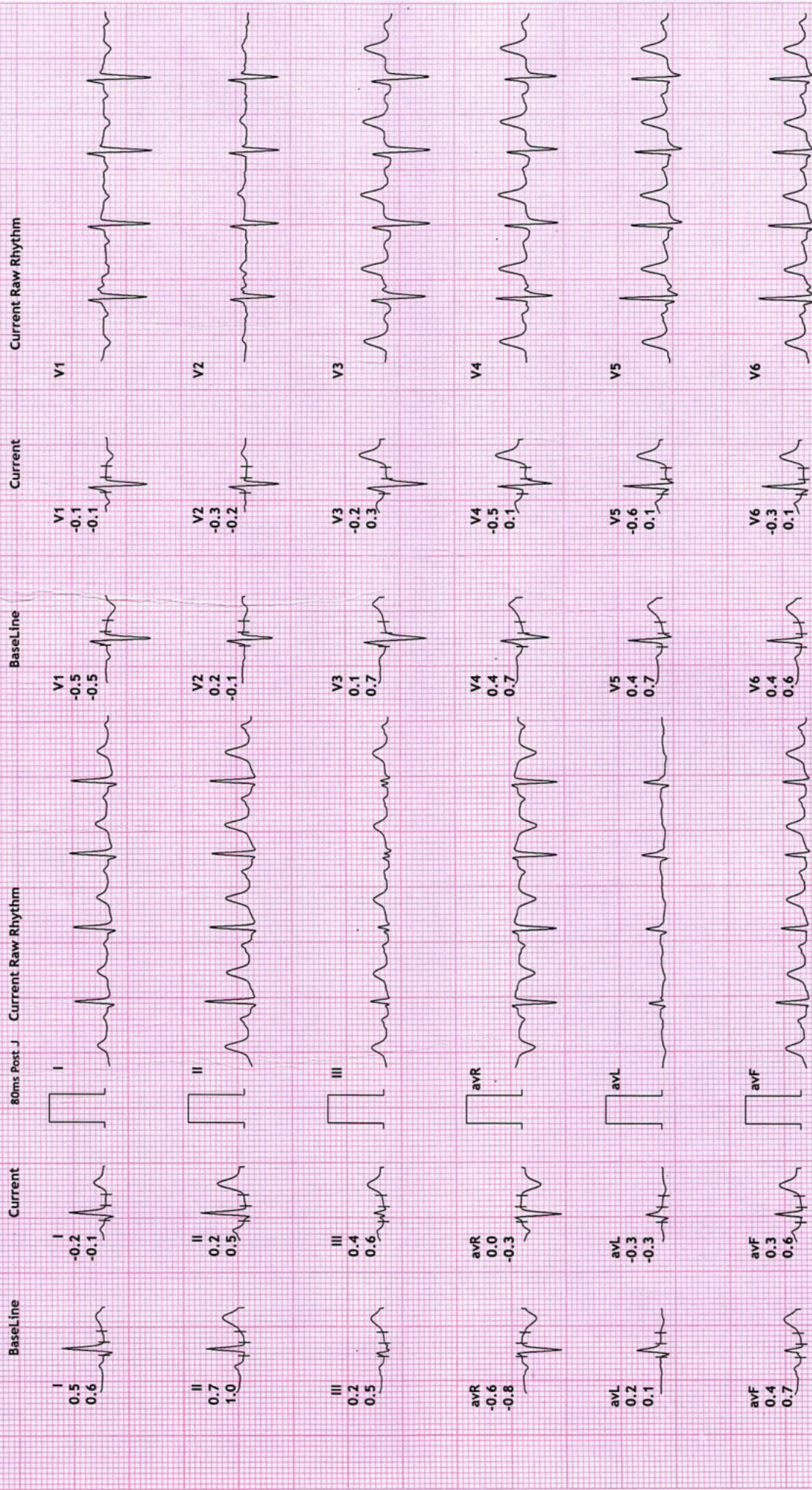
BLC :On

Notch :On

Recovery : (03:00)

10.0 mm/mv

25 mm/Sec.



R

NAME : VINITA SINGH
AGE: 44 YRS / FEMALE
REF BY: MEDI WHEEL





Name	VINITA SINGH	Age/Gender	44Yrs/Female
Reg No.	2931/23	Receipt No	7297
Referred By	BOB - MEDI WHEEL(PKG10000243)	Mode of Payment	CREDIT
Collection Type	CENTER	Collection DateTime	25-Mar-2023 08:53 AM

CHEST RADIOGRAPH (PA VIEW)

- Hilar shadows are within normal limits.
- Pulmonary vasculature appears normal.
- Cardiac appears normal in size.
- Both dome of the diaphragm are smooth.
- Both costophrenic recesses are clear.
- Both lung fields appear normal.
- Visualized bones and soft tissue shadows appear normal.

IMPRESSION: NORMAL STUDY.

DR. CHIRAG K PATEL
RADIOLOGIST

REVIVAL
DIAGNOSTICS

Dr. Chirag K. Patel
MBBS-DMPD
Reg. No. G-23509
Revival Diagnostic
Signature
4th Floor, Aqua Corridor,
Nr. Star Bazar, Hazira Main Road,
Adajan, Surat-395009.
Mo. 97266 726683



0261 2747788, 9825947712



4TH Floor, Aqua Corridor, Hazira Road, Adajan Pal, Surat-395009.



revivaldiagnostics.surat@gmail.com



www.revivaldiagnostics.com



Name	VINITA SINGH	Age/Gender	44Yrs/Female
Reg No.	2931/23	Receipt No	7297
Referred By	BOB - MEDI WHEEL(PKG10000243)	Mode of Payment	CREDIT
Collection Type	CENTER	Collection DateTime	25-Mar-2023 08:53 AM

SONOGRAPHY OF BOTH BREASTS

TECHNIQUE- USG of both breast done by using 10 mHz high frequency.

FINDINGS -

RT BREAST:

On USG

Right breast shows normal parenchymal pattern.

No e/o skin thickening, nipple retraction, microcalcification.

No e/o focal SOL, architectural distortion.

No e/o lymphadenopathy is noted in right axillary region.

LT BREAST:

On USG

Left breast shows normal parenchymal pattern.

No e/o skin thickening, nipple retraction, microcalcification.

No e/o focal SOL, architectural distortion.

No e/o lymphadenopathy is noted in left axillary region.

COMMENT – Findings suggest ,

Right breast - Normal

Left breast - Normal

Dr. Chirag K. Patel
MBBS-DMPD
Reg. No. G32509
Signature
Revival Diagnostic
4th Floor, Aqua Corridor,
Nr. Star Bazar, Hazira Main Road,
Adajan, Surat-395009.
Mo. 97266 726683



0261 2747788, 9825947712



4TH Floor, Aqua Corridor, Hazira Road, Adajan Pal, Surat-395009.



revivaldiagnostics.surat@gmail.com



www.revivaldiagnostics.com



Name	VINITA SINGH	Age/Gender	44Yrs/Female
Reg No.	2931/23	Receipt No	7297
Referred By	BOB - MEDI WHEEL(PKG10000243)	Mode of Payment	CREDIT
Collection Type	CENTER	Collection DateTime	25-Mar-2023 08:53 AM

USG OF ABDOMEN & PELVIS

LIVER:

Liver is normal in size, shape and echotexture.
No evidence of focal SOL or dilatation of IHBR seen.
Portahepatis appear normal.

GALLBLADDER:

Gallbladder is distended and appears normal.
No e/o calculus, mass lesion or changes of cholecystitis seen.

PANCREAS:

Pancreas appears normal in size, shape and echotexture.
No e/o focal lesion, mass or changes of pancreatitis seen.

SPLEEN:

Spleen appears normal in size, shape and echotexture.

PARAAORTIC REGION:

Aorta grossly appears normal. No e/o paraaortic lymphnodes seen.

KIDNEYS:

Both kidneys appear normal in size, shape, position and echotexture.
Cortex and collecting system of both kidneys appear normal.
No evidence of calculus or obstructive uropathy on either side.

URINARY BLADDER:

Bladder is distended and appears normal.
No calculus, mass lesion or changes of cystitis is seen.

UTERUS:

Retroverted, Normal in size, shape and echotexture with empty central uterine cavity.
Cervix appears normal.
No e/o focal SOL. Endometrial thickness is normal.

OVARIES:

Both adnexal region appear normal.
No e/o adnexal mass lesion seen on either side.
No evidence of free fluid seen in pelvis.

COMMENTS: NORMAL USG ABDOMEN AND PELVIS.



0261 2747788, 9825947712



4th Floor, Aqua Corridor, Hazira Road, Adajan Pal, Surat-395009.



revivaldiagnostics.surat@gmail.com



www.revivaldiagnostics.com

Dr. Chirag K. Patel
MBBS-DMPD
Reg. No. G-23509
Revival Diagnostic
4th Floor, Aqua Corridor,
Nr. Star Bazar, Hazira Main Road,
Adajan, Surat-395009.
Mo. 97266 726683

Radiologist