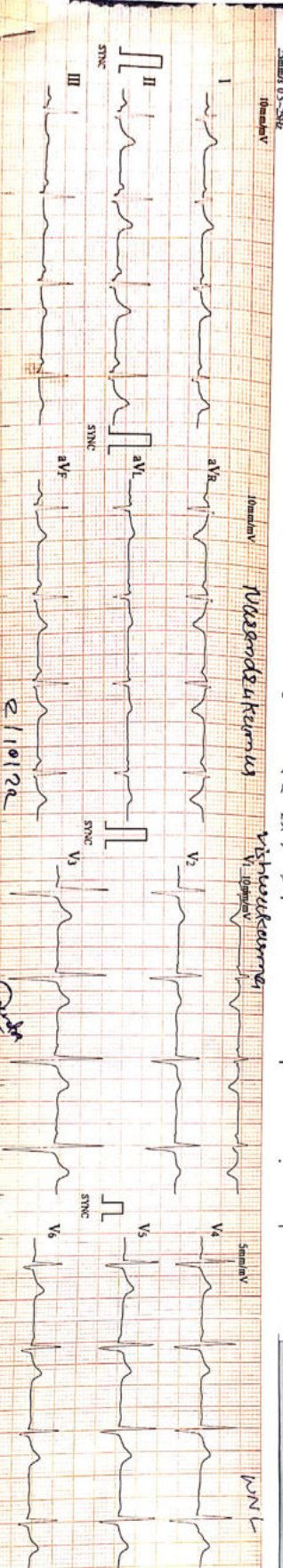


Sample 0.5-SEC
11-09:51:02: V1-Q101 2011-01-07 00:41



HR : 69
R-R : 853
P-R : 114
QRS : 104
QT/QTc : 363/391
P/QRS/T : 58/87/49
RS/SV1 : 1.640/0.100 mV
RS/SV1 : 1.740 mV

ECG ID : 0018
Name :
Age :
Sex :
Type :
ms
ms
ms
ms
mV

— Sinus Arrhythmia
— High Voltage (R+S) (R+S) (R+S) (R+S)
— Short P-R Interval (P) (Q) (D) (C) (E)
— T Abnormal (I) (V) (C) (A) (S) (C) (O) (D) (E)
Reg. No. G-50510

Unconfirmed report. Verified by:



Dr. K. Srinivas Reddy
IC Cure
Agrodona
Reg. No. G-50510

Heart & General Clinic

Icure Heart & Diet Clinic, 402, Epsilon tower, opp Pasha bhai park, Race course, Vadodara

:: PERSONAL HEALTH REPORT ::

Name :- <u>Narendrakumar Vishwakarma</u>		*DATE <u>02/10/22</u>
		SR. NO.
		SEX. <u>♂</u>
		AGE
		HEIGHT <u>167cm</u>
		WEIGHT <u>72kg</u>

HISTORY

Present History : no
 Past Illness History : no Diabetes/Hypertension/Tuberculosis/Asthma/Epilepsy
 Past Occupational History : no
 Family History : Father - Diabetes
 Personal History :
 Addiction : Tobacco/Gutkha/Smoking/Alcohol 1-2 (Puff) since 7yrs

GENERAL EXAMINATION

T.P.R. : 72/min B.P. : 122/80 mm Hg :

Pallor/Icterus/Cyanosis/Varicosity/Lymph Nodes/Thyroid/Oedema/NVE/Other :

SYSTEMIC EXAMINATION

R.S. : Normal
 C.V.S. : Normal
 C.N.S. : Normal
 A.S. : Normal
 Musculo-skelet System : Normal

E.N.T. Ex.	<u>Normal</u>	ACUITY OF VISION		RT EYE	LT EYE
		Without Glass	DISTANT	6/ <u>6</u>	6/ <u>6</u>
Skin Ex.	<u>Normal</u>		With Glass	DISTANT	6/
		Near		6/ <u>6</u>	6/ <u>6</u>
Dental Ex.	<u>Normal</u>				
Psychic Ex.	<u>Normal</u>				
COLOUR BLINDNESS				<u>NAD</u>	

REMARK

ADVICE

The Worker is FIT/UNFIT for the assigned job.



Dr. Krish P. Vaidya
 MD, PGCC
 Associate Consultant - Cardiology
 Reg. No. G-50510
 DR. KRISH VAIDYA

MD G-50510, CH



नाम **नरेन्द्र कुमार विश्वकर्मा**
 Name **NARENDRA KUMAR VISHWAKARMA**
 कर्मचारी फ़ोट नं.
 E.C. No. **178250**




 जारीकर्ता प्राधिकारी
 Issuing Authority


 धारक के हस्ताक्षर
 Signature Holder's



Narendra



BARODA DIAGNOSTIC LABORATORY

302, Trivia Complex, Natubhai Circle, Race Course, Vadodara. ☎ +91 8866009950 / 7405009950 ✉ bdl95950@gmail.com



Patient's name : Narendrakumar Vishwkarma
Age/Sex : 32 Years/Male
Referred by : C/o. I Cure Heart & Diet Clinic
Sample From : LAB
UHID :

Reg. ID : icure-94-19
Accession : 21192
Reg. Date : 02/10/2022
Collection Time : 02/10/2022 12:53

COMPLETE BLOOD COUNT

Sample Type: EDTA

Test Name	Result	Units	Biological Reference Interval
<u>Blood Counts</u>			
Haemoglobin :	13.5	Gms%	13.5 - 18.0
Total R.B.C. :	4.46	mill/c.mm	4.7 - 6.0
Total W. B. C. :	5490	/cu mm	4000 - 10500
Platelet Count :	127000	/cu.mm	1,50,000 - 4,50,000
<u>Differential Count</u>			
Neutrophils :	76	%	40 - 70
Lymphocytes :	22	%	20 - 40
Eosinophils :	01	%	1 - 4
Monocytes :	01	%	2 - 6
Basophils :	00	%	0 - 01
<u>Blood Indices</u>			
P. C. V :	36.4	%	42 - 52
M. C. V. :	81.6	fl	78 - 100
M.C.H :	30.3	pg	27 - 31
M. C. H. C :	37.1	%	32 - 36
R.D.W :	15.9	%	11.5 - 14.0

E.S.R. (Westergren Method)

After one hour : **30** mm 1 - 7



Page 1 of 7



BARODA DIAGNOSTIC LABORATORY

302, Trivia Complex, Natubhai Circle, Race Course, Vadodara. ☎ +91 8866009950 / 7405009950 ✉ bdi95950@gmail.com



Patient's name : Narendrakumar Vishwkarma
Age/Sex : 32 Years/Male
Referred by : C/o. I Cure Heart & Diet Clinic
Sample From : LAB
UHID :

Reg. ID : icure-94-19
Accession : 21192
Reg. Date : 02/10/2022
Collection Time : 02/10/2022 12:53

HIV HBsAg

<u>Test</u>	<u>Result</u>	<u>Normal Range</u>
Test for HIV 1 Antibodies :	Non reactive	Non reactive
Test for HIV 2 Antibodies :	Non reactive	Non reactive
HBsAg : (Hepatitis B surface Antigen)	Negative	Negative

Note: The above tests are done as a screening procedure.
: If clinically suspected, confirmation by ELISA is recommended.
: Rarely false negativity/positivity may occur.



LAB
LAB USE ONLY (Entered by :AP Enter Date/Time:02/10/2022 14:34:00) (Verify by :HARSH Verify Date/Time:02/10/2022 14:36:00)



BARODA DIAGNOSTIC LABORATORY

302, Trivia Complex, Natubhai Circle, Race Course, Vadodara. ☎ +91 8866009950 / 7405009950 ✉ bdl95950@gmail.com



* 2 1 1 9 2 *

Patient's name : Narendrakumar Vishwkarma
Age/Sex : 32 Years/Male
Referred by : C/o. I Cure Heart & Diet Clinic
Sample From : LAB
UHID :

Reg. ID : icure-94-19
Accession : 21192
Reg. Date : 02/10/2022
Collection Time : 02/10/2022 12:53

THYROID FUNCTION

Sample Type: Serum

Test Name	Result	Units	Biological Reference Interval
TOTAL T3 :	1.537	ng/ml	0.84 - 2.0
TOTAL T4 :	6.145	ug/dl	5.1 - 14.0
TSH :	2.012	mIU/L	0.25 - 5.0

Method : CLIA



LAB
LAB USE ONLY (Entered by :AP Enter Date/Time:02/10/2022 14:35:00) (Verify by :HARSH Verify Date/Time:02/10/2022 14:36:00)



BARODA DIAGNOSTIC LABORATORY

302, Trivia Complex, Natubhai Circle, Race Course, Vadodara. ☎ +91 8866009950 / 7405009950 ✉ bdl95950@gmail.com



★ 2 1 1 9 2 ★

Patient's name : Narendrakumar Vishwkarma
Age/Sex : 32 Years/Male
Referred by : C/o. I Cure Heart & Diet Clinic
Sample From : LAB
UHID :

Reg. ID : icure-94-19
Accession : 21192
Reg. Date : 02/10/2022
Collection Time : 02/10/2022 12:53

RENAL FUNCTION TEST

Test Name	Result	Units	Biological Reference Interval
Urea :	19	mg/dl	10 - 50
Bun (Calculated) :	8.9	mg/dl	0 - 18
Creatinine :	0.71	mg/dl	0.4 - 1.5
Uricacid :	<u>7.1</u>	mg/dl	3.4 - 7.0
BUN CREAT RATIO :			10:1 - 20:1

Done on Fully automated biochemistry analyser - COBAS C 111



LAB
LAB USE ONLY (Entered by :AP Enter Date/Time:02/10/2022 14:34:00) (Verify by :HARSH Verify Date/Time:02/10/2022 14:36:00)



BARODA DIAGNOSTIC LABORATORY

302, Trivia Complex, Natubhai Circle, Race Course, Vadodara. ☎ +91 8866009950 / 7405009950 ✉ bdl95950@gmail.com



* 2 1 1 9 2 *

Patient's name	: Narendrakumar Vishwkarma	Reg. ID	: icure-94-19
Age/Sex	: 32 Years/Male	Accession	: 21192
Referred by	: C/o. I Cure Heart & Diet Clinic	Reg. Date	: 02/10/2022
Sample From	: LAB	Collection Time	: 02/10/2022 12:53
UHID	:		

LIVER FUNCTION TEST

Sample Type: Serum

Test Name	Result	Units	Biological Reference Interval
S.G.P.T (ALT) :	31	U/L	0 - 40
S.G.O.T (AST) :	28	U/L	0 - 37
ALK.PHOSPHATASE :	70	U/L	40 - 130
G.G.T :	28.7	U/L	8 - 78
<u>Bilirubin</u>			
Total :	0.70	mg/dl	0.2 - 1.0
Direct :	0.31	mg/dl	0 - 0.6
Indirect :	0.39	mg/dl	0 - 0.5
<u>Serum Proteins</u>			
Total Protein :	<u>6.09</u>	gms/dl	6.4 - 8.3
Albumin :	4.22	gms/dl	3.8 - 4.4
Globulins :	<u>1.87</u>	gms/dl	2.3 - 3.5
A/G Ratio :	2.26		0.9 - 2.9

Done on Fully automated biochemistry analyser - COBAS C 111



LAB

LAB USE ONLY (Entered by :AP Enter Date/Time:02/10/2022 14:35:00) (Verify by :HARSH Verify Date/Time:02/10/2022 14:36:00)

Page 5 of 7



BARODA DIAGNOSTIC LABORATORY

302, Trivia Complex, Natubhai Circle, Race Course, Vadodara. ☎ +91 8866009950 / 7405009950 ✉ bdi95950@gmail.com



Patient's name : Narendrakumar Vishwkarma
Age/Sex : 32 Years/Male
Referred by : C/o. I Cure Heart & Diet Clinic
Sample From : LAB
UHID :

Reg. ID : icure-94-19
Accession : 21192
Reg. Date : 02/10/2022
Collection Time : 02/10/2022 12:53

LIPID PROFILE

Sample Type: Serum

Test Name	Result	Units	Biological Reference Interval
Cholesterol :	162	mg/dl	0 - 200
Triglyceride :	135	mg/dL	0 - 150
HDL - Cholesterol :	41	mg/dL	35 - 65
LDL - Cholesterol :	94.0	mg/dL	0 - 130
VLDL - Cholesterol :	27.0	mg/dL	0 - 30
Total Cholesterol/HDL Ratio :	3.95		1 - 6
LDL / HDL Cholesterol Ratio :	2.29		0 - 3.5

Done on Fully automated biochemistry analyser - COBAS C 111



LAB
LAB USE ONLY (Entered by :AP Enter Date/Time:02/10/2022 14:35:00) (Verify by :HARSH Verify Date/Time:02/10/2022 14:36:00)



BARODA DIAGNOSTIC LABORATORY

302, Trivia Complex, Natubhai Circle, Race Course, Vadodara. ☎ +91 8866009950 / 7405009950 ✉ bdi95950@gmail.com



Patient's name : Narendrakumar Vishwkarma
Age/Sex : 32 Years/Male
Referred by : C/o. I Cure Heart & Diet Clinic
Sample From : LAB
UHID :

Reg. ID : icure-94-19
Accession : 21192
Reg. Date : 02/10/2022
Collection Time : 02/10/2022 12:53

HbA1C REPORT

Sample Type: EDTA

Test Name	Result	Units	Biological Reference Interval
HbA1C :	5.52	%	Excellent control: 4.2-6.2 Good Control : 6.3-7.2 Fair Control : 7.3-8.2 Poor Control : >8.3
Mean Blood Glucose levels : of last 03months	112	mg/dl	

NOTE

*As per the new 2009 update of American Diabetes Association regarding HbA1C & Mean Blood Glucose relationship.

This test is used to monitor diabetic patients compliance with the therapeutic regimen and long term blood glucose control. It's level is proportional to both the average blood glucose concentration and the life span of the red blood cells (RBC) in circulation. HbA1c values are free of day to day glucose fluctuations and are unaffected by exercise or recent food intake.



LAB

LAB USE ONLY (Entered by :AP Enter Date/Time:02/10/2022 14:36:00) (Verify by :HARSH Verify Date/Time:02/10/2022 14:36:00)



BARODA DIAGNOSTIC LABORATORY

Name : NARENDRAKUMAR VISHWAKARMA
Ref By : ICURE HEART & DIET CLINIC

Age/Sex : 32 Yrs./M
Date : 02/10/2022
Report ID. : 2

EXAMINATION OF URINE

TEST	RESULT	UNIT
Sample	: FASTING	
PHYSICAL EXAMINATION		
Quantity	: 20	mL
Colour	: YELLOW	
Transparency	: CLEAR	
Specific Gravity	: 1.030	
Reaction	: ACIDIC	
Deposits	: ABSENT	
CHEMICAL EXAMINATION		
Albumin	: NIL	
Sugar	: NIL	
Acetone	: ABSENT	
Bile Salts	: ABSENT	
Bile Pigments	: ABSENT	
Urobilinogen	: NORMAL : ~ < 1.0 mg/dL	
Occult Blood	: ABSENT	
Nitrate	: ABSENT	
MICROSCOPIC EXAMINATION		
Pus Cells	: 0-1 / hpf	
RBC	: NIL	
Epithelial Cells	: NIL	
Crystals	: NIL	
Amorphous Phosphate	: NIL	
Cast	: NIL	

END OF REPORT



Dr. Nehal Tiwari
(MD)
Consultant Pathologist
(Reg. No. G-54530)



Dr. Priya Kriplani
(MD)
Consultant Pathologist
(Reg. No. G-46004)

302, Trivia Complex, Natubhai Circle, Race Course, Vadodara. ☎ +91 8866009950 / 7405009950 ✉ bd195950@gmail.com

Laboratory results serve as an aid to diagnosis & should be interpreted in relation to clinical findings. Please refer back to laboratory in case of any discrepancy



BARODA DIAGNOSTIC LABORATORY

Name : NARENDRAKUMAR VISHWAKARMA
Ref By : ICURE HEART & DIET CLINIC

Age/Sex : 32 Yrs./M
Date : 02/10/2022
Report ID. : 2

HAEMOGRAM PROFILE

<u>TEST</u>	<u>RESULT</u>
Blood Group	: * O *
Rh Factor (Anti D.)	: * POSITIVE *

BIOCHEMISTRY

FASTING (FBS)

Blood Glucose : 90.0 mg/dL 70 - 110 mg/dL

POST-PRANDIAL


Blood Glucose : 152.0 mg/dL 80 - 140 mg/dL

Done By Fully Auto Analyzer MIURA, A-1004

END OF REPORT



Dr. Nehal Tiwari
(MD)
Consultant Pathologist
(Reg. No. G-54530)



Dr. Priya Kriplani
(MD)
Consultant Pathologist
(Reg. No. G-46004)

302, Trivia Complex, Natubhai Circle, Race Course, Vadodara. ☎ +91 8866009950 / 7405009950 ✉ bdi95950@gmail.com

Laboratory results serve as an aid to diagnosis & should be interpreted in relation to clinical findings. Please refer back to laboratory in case of any discrepancy


Heart & General Clinic

iCure Heart& Diet Clinic, 402, Epsil on tower, opp Pasha bhai park, Race course, Vadodara



Sunny K. Machhi
+91 87585 30074
+91 83205 61551
sunnydigitalxray@yahoo.com

NAME	NARENDRA KUMAR	AGE/SEX	MALE
REF BY	I CURE HEART &DIET CLINIC	DATE	03/10/22

X-RAY CHEST PA VIEW (PORTABLE)
FINDING

BOTH LUNGS FIELDS ARE NORMAL .

REMAINING LUNG FIELDS ARE NORMAL.

BOTH COSTOPHRENIC RECESS ARE CLEAR.

CARDIAC SIZE WITHIN NORMAL LIMITS.

MEDIASTINUM AND BONY THORACIC CAGE REVEAL NO ABNORMALITY.

IMPRESSION :NORMAL LUNGS HEART AND MEDIASTUINUM..



DR.HIMANI VIRAPARA
Regn. No: G.28771
M.D. [Radiodiagnosis]
(CONSULTANT RADIOLOGIST)




Heart & General Clinic

iCure Heart& Diet Clinic, 402, Epsil on tower, opp Pasha bhai park, Race course, Vadodara

NAME : Mr Narendra Kumar Vishwakarma	AGE: 32 Y/M	DATE : 02/10/2022
---	-------------	-------------------

ULTRASOUND WHOLE ABDOMEN

(Screening Only)

Liver is normal in size and shows normal parenchymal reflectivity. No focal lesion is seen. Hepatic veins appear normal. There is no evidence of any dilated intra hepatic biliary radicals.

Portal Vein appears normal in diameter. **Common Bile Duct** is of normal diameter.

Gallbladder is distended with normal wall thickness. There is no evidence of gallstones. No evidence of peri-cholecystic fluid or probe tenderness.

Pancreas is normal in size and shows homogenous reflectivity. There is no evidence of any calcification or ductal dilatation.

Spleen is normal size and shows a homogenous echotexture. There is no evidence of any focal lesion.

Both Kidneys are normal in position and size. They show normal cortical reflectivity and cortico-medullary distinction. Right kidney measures 86x35mm. Left kidney measures 92x39mm. There is no evidence of renal calculi, hydronephrosis or mass seen.

Bladder is well distended and shows normal wall thickness. No evidence of intra-luminal mass or calculi.

Prostate gland is normal in size. It has smooth outlines and normal reflectivity. There is no evidence of ascites.

No evidence of any gross bowel mass seen.

No evidence of any aorto-caval or mesenteric root lymphadenopathy.

Appendix cannot be imaged. No mass or collection in right iliac fossa.

CONCLUSION: No sonographic abnormality is seen.

Mehul Prajapati

DR. MEHUL PRAJAPATI
CONSULTANT RADIOLOGIST



2D Echocardiography & Color Doppler Report

iCure Hear care, 402, Epsilon tower, opp Pasha bhai park, Race course, Vadodara

Patient Name: Mr Narendra Kumar Vishwakarma

Date: 02 / 10 / 2022

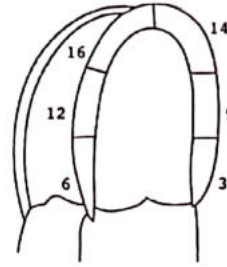
Age, Gender: male - 32 Years

M. Mode Study:

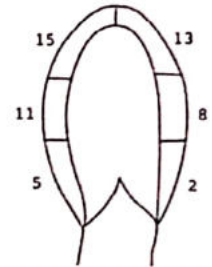
LA	30	IVS	10	PWD	10
AO	30	LVDs	33	LVDd	47

Doppler Study:

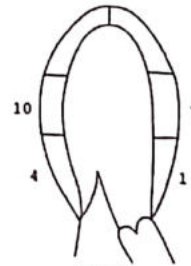
Mitral Valve	E: 1.36 A: 0.75
Aortic Valve	Normal
Tricuspid Valve	Normal
Pulmonary Valve	Normal



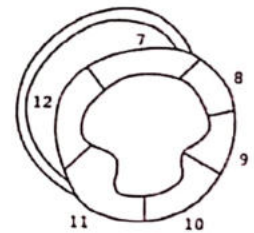
Apical
4 chamber view



Apical
2 chamber view



Apical
3 chamber view



Parasternal short
axis view

Conclusion:

- **Good LV Systolic function**
- **LVEF: 60 % ,No RWMA**
- **Cardiac Chambers: Normal**
- **Diastolic function: No LVDD**
- **TR: No PAH: No , RVSP: 18 mmhg**
- **Mild Ms , No MR**
- **No AR , No AS**
- **ASD/VSD/PDA/Co-A : No**
- **No Clots or vegetations found**
- **IVC: Normal**



Note:

Normal 2D echo report does not rule out cardiac diseases
 this report shall not be used for Medico legal purposes,
 Clinical Correlation advisable.

Dr. Krish P Vaidya
 Consultant Cardiologist, Diabetologist
 & General Physician

Dr. Krish P. Vaidya
 MD (CC) *Kce*
 Consultant-Cardiology
 50510