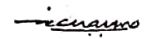


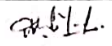
बैंक ऑफ बड़ौदा
Bank of Baroda

नाम नम्रता यादव
Name Namrata Yadav

कर्मचारी कूट संख्या
E C Number 177104


जारीकर्ता प्राधिकारी
Issuing Authority




धारक के हस्ताक्षर
Holder's Signature

मिलने पर निम्नलिखित को लौटाएँ:-

उप क्षेत्रीय प्रमुख

बैंक ऑफ बड़ौदा

क्षेत्रीय कार्यालय, द्वितीय तल,

वी-23 विभूति खंड, गोमती नगर

लायनज - 226 010

दूरभाष नं. 91 522 6677619/6677670/6677744/
6677663/6677660

फैक्स : 91 522 6677667

रक्त समूह O+

पहचान चिह्न mole on nose




 भारत सरकार
Government of India

 नमता यादव
Namrata Yadav
जन्म तिथि / DOB : 10/10/1991
महिला / Female



5263 8852 5714

 आधिकारिक
Unique Identification Authority of India

पता: आत्मजा: राम आशीष यादव, 212- ए, जोगीतारा, निकट राजीव
हॉस्टल, जनाुरा, फैजाबाद, फैजाबाद,
उत्तर प्रदेश, 224001

Address: D/O. Ram Ashish Yadav, 212- A,
jogitara, nikat rajiv hostel, Janaura,
Faizabad, Faizabad, Uttar Pradesh,
224001

5263 8852 5714





FINAL REPORT

Name : MRS. NAMRATA YADAV
Reg. No. : NOV23-71075
Age / Sex : 32 Yrs / Female
Doctor :
Pat. Type : Mediwheel



Collection Time : 29-11-2023 09:08:38
Receiving Time : 29-11-2023 09:13:52
Reporting Time : 29-11-2023 12:49:13
Publish Time : 30-11-2023 5:04 pm

Test Name	Result	Flag	Unit	Reference Range
Biochemistry				
Creatinine, Serum Method: Enzymatic				
Creatinine, Serum	0.5	L	mg/dl	0.6-1.4
<i>Machine Name: XL640</i>				
Uric Acid, Serum Method: Enzymatic				
Uric Acid, Serum	3.4		mg/dl	3.4-7.0
<i>Machine Name: XL640</i>				
Blood Urea Nitrogen (BUN) Method: Calculated				
Blood Urea Nitrogen (BUN)	6.02	L	mg/dl	07-21
<i>Machine Name: XL640</i>				
Fasting Blood Glucose, Plasma Method: GOD-POD				
Fasting Blood Glucose, Plasma	108.8		mg/dl	70-110
<i>Machine Name: XL640</i>				
LIPID PROFILE, SERUM Method: Spectrophotometry				
Triglycerides (Enzymatic)	95.0		mg/dl	Normal: <150 Borderline-high: 150-199 High risk 200-499 Very high risk >500
<i>Machine Name: XL640</i>				
Cholesterol, Total (CHOD/PAP)	157.0		mg/dl	<200 No risk 200-239 Moderate risk >240 High risk
VLDL Cholesterol (Calculated)	19		mg/dl	0-30
HDL Cholesterol (Enzymatic)	43.5	L	mg/dl	<40 High Risk ; >60 No Risk



DR N N SINGH
MD (PATHOLOGY)

*This Document is not valid for Medico-Legal purposes.

Condition of Laboratory Test: (1) It is presumed that the test(s) performed are on the specimen(s) / Sample(s) belonging to the patient named or identified and the verification of the particulars have been carried out by the patient or his/her representative at the point of generation of the said specimen(s) / Sample(s). (2) Laboratory investigations are only tool to facilitate in arriving at diagnosis and should be clinically correlated. (3) Tests results are not valid for medico legal Purposes. (4) Test requested might not be performed due to following Reason: (a) Specimen received is insufficient or inappropriate. (haemolysed/clotted/lipemic etc.) (b) Incorrect specimen type for requested test. (c) Specimen quality is unsatisfactory. (d) There is a discrepancy between the label on the specimen container and the Name on the test requisition form. (5) The Results of the Test May vary from lab and also from time to time for the same patient. (6) The results of a laboratory test are dependent on the quality of the sample as well as the assay technology. (7) In case of queries or unexpected test results please call at +91 9297862282, Email-labasarfi@gmail.com

24 HOUR EMERGENCY

© AHL/D/0066/4197/November/23

"KEEP THE REPORTS CAREFULLY AND BRING THEM ALONG DURING YOUR NEXT VISIT TO OUR HOSPITAL"



FINAL REPORT

Name : MRS. NAMRATA YADAV
Reg. No. : NOV23-71075
Age / Sex : 32 Yrs / Female
Doctor :
Pat. Type : Mediwheel



Collection Time : 29-11-2023 09:08:38
Receiving Time : 29-11-2023 09:13:52
Reporting Time : 29-11-2023 12:49:13
Publish Time : 30-11-2023 5:04 pm

Test Name	Result	Flag	Unit	Reference Range
LDL Cholesterol (Calculated)	94.5		mg/dl	Optimum:<100 Above optimum: <130; Moderate risk:130-159; High risk:>160 1.2-6.0
Cholesterol Total : HDL Ratio (Calculated)	3.61		mg/dl	1.2-6.0
GLYCOCYLATED HEMOGLOBIN (HbA1C), BLOOD				
<i>Method: HPLC / Nephelometry</i>				
HbA1C	5.2		%	4.4-6.2
Estimated average glucose (eAG)	102.54		mg/dl	

Machine Name: BIO-RAD, D-10 / MISPA



DR N N SINGH
MD (PATHOLOGY)

***This Document is not valid for Medico-Legal purposes**

Condition of Laboratory Testing: (1) It is presumed that the test(s) performed are on the specimen(s) / Sample(s) belonging to the patient named or identified and the verification of the particulars have been carried out by the patient or his/her representative at the point of generation of the said specimen(s) / Sample(s). (2) Laboratory investigations are only tool to facilitate in arriving at diagnosis and should be clinically correlated. (3) Tests results are not valid for medico-legal Purposes. (4) Test requested might not be performed due to following Reason: (a) Specimen received is insufficient or inappropriate. (haemolysed/clotted/lipemic etc.) (b) Incorrect specimen type for requested test. (c) Specimen quality is unsatisfactory. (d) There is a discrepancy between the label on the specimen container and the Name on the test requisition form. (5) The Results of the Test May vary from lab and also from time to time for the same patient. (6) The results of a laboratory test are dependent on the quality of the sample as well as the assay technology. (7) In case of queries or unexpected test results please call at +91 9297862282, Email: jabasarfi@gmail.com

24 HOUR EMERGENCY

© AHL/D/0066/4197/November/23

"KEEP THE REPORTS CAREFULLY AND BRING THEM ALONG DURING YOUR NEXT VISIT TO OUR HOSPITAL"



FINAL REPORT

Name : MRS. NAMRATA YADAV
Reg. No. : NOV23-71075
Age / Sex : 32 Yrs / Female
Doctor :
Pat. Type : Mediwheel



Collection Time : 29-11-2023 09:08:38
Receiving Time : 29-11-2023 09:13:52
Reporting Time : 29-11-2023 12:49:13
Publish Time : 30-11-2023 5:04 pm

Test Name	Result	Flag	Unit	Reference Range
Liver Function Test (LFT)				
<i>Method: Spectrophotometry</i>				
Bilirubin Total (Diazo)	0.5		mg/dl	0.3-1.2
Bilirubin Direct (Diazo)	0.2		mg/dl	0.00-0.2
Bilirubin Indirect (Calculated)	0.3		mg/dl	0.00-1.0
SGPT (IFCC without PDP)	16.6		U/L	7-50
SGOT (IFCC without PDP)	22.9		U/L	5-45
Alkaline Phosphate (PNP AMP Kinetic)	185.0		U/L	70-306
GGT (Enzymatic)	21.4		U/L	0-55
Protein Total (Biuret)	6.9		g/dl	6.4-8.3
Albumin (BCG)	4.0		g/dl	3.5-5.2
Globulin (Calculated)	2.9		g/dl	2.3-3.5
A : G Ratio (Calculated)	1.38			0.8-2.0

Machine Name: XL-640



[Signature]
DR N N SINGH
MD (PATHOLOGY)

***This Document is not valid for Medico-Legal purposes.**

Condition of Laboratory Testing & Reporting

(1) It is presumed that the test(s) performed are on the specimen(s) / Sample(s) belonging to the patient named or identified and the verification of the particulars have been carried out by the patient or his/her representative at the point of generation of the said specimen(s) / Sample(s). (2) Laboratory Investigations are only tool to facilitate in arriving at diagnosis and should be clinically correlated. (3) Tests results are not valid for medico-legal Purposes. (4) Test requested might not be performed due to following Reason: (a) Specimen received is insufficient or inappropriate. (haemolysed/clotted/lipemic etc.) (b) Incorrect specimen type for requested test. (c) Specimen quality is unsatisfactory. (d) There is a discrepancy between the label on the specimen container and the Name on the test requisition form. (5) The Results of the Test May vary from lab and also from time to time for the same patient. (6) The results of a laboratory test are dependent on the quality of the sample as well as the assay technology. (7) In case of queries or unexpected test results please call at +91 9297862282. Email-habasarfi@gmail.com

24 HOUR EMERGENCY

© AHL/D/0066/4197/November/23

"KEEP THE REPORTS CAREFULLY AND BRING THEM ALONG DURING YOUR NEXT VISIT TO OUR HOSPITAL"



FINAL REPORT

Name : MRS. NAMRATA YADAV
Reg. No. : NOV23-71075
Age / Sex : 32 Yrs / Female
Doctor :
Pat. Type : Mediwheel



Collection Time : 29-11-2023 09:08:38
Receiving Time : 29-11-2023 09:13:52
Reporting Time : 29-11-2023 12:49:13
Publish Time : 30-11-2023 5:04 pm

Test Name	Result	Flag	Unit	Reference Range
Clinical Pathology				


DR N N SINGH
MD (PATHOLOGY)

***This Document is not valid for Medico-Legal purposes.**

Condition of Laboratory Testing & Reporting
(1) It is presumed that the test(s) performed are on the specimen(s) / Sample(s) belonging to the patient named or identified and the verification of the particulars have been carried out by the patient or his/her representative at the point of generation of the said specimen(s) / Sample(s) (2) Laboratory investigations are only tool to facilitate in arriving at diagnosis and should be clinically correlated. (3) Tests results are not valid for medico legal Purposes. (4) Test requested might not be performed due to following Reason: (a) Specimen received is insufficient or inappropriate. (haemolysed/clotted/lipemic etc.) (b) Incorrect specimen type for requested test. (c) Specimen quality is unsatisfactory. (d) There is a discrepancy between the label on the specimen container and the Name on the test requisition form. (5) The Results of the Test May vary from lab and also from time to time for the same patient. (6) The results of a laboratory test are dependent on the quality of the sample as well as the assay technology. (7) In case of queries or unexpected test results please call at +91 9297862282. Email: labasarfi@gmail.com

24 HOUR EMERGENCY

© AHL/D/0066/4197/November/23

"KEEP THE REPORTS CAREFULLY AND BRING THEM ALONG DURING YOUR NEXT VISIT TO OUR HOSPITAL"



FINAL REPORT

Name : MRS. NAMRATA YADAV
Reg. No. : NOV23-71075
Age / Sex : 32 Yrs / Female
Doctor :
Pat. Type : Mediwheel



Collection Time : 29-11-2023 09:08:38
Receiving Time : 29-11-2023 09:13:52
Reporting Time : 29-11-2023 12:49:13
Publish Time : 30-11-2023 5:04 pm

Test Name	Result	Flag	Unit	Reference Range
Routine Urine Examination; Urine				
<i>Method : Microscopic</i>				
Leukocytes	TRACE			<i>Machine Name: Microscope</i>
Appearance	HAZY	.		
Colour	STRAW	.		
Volume	20		ml.	
Protiens	NEGATIVE	.		
Glucose	NEGATIVE	.		
PH	6.0	.		
Specific Gravity	1.025	.		
Bilirubin	NEGATIVE	.		
Ketone Bodies	NEGATIVE	.		
Bile Salts	XX	.		
Bile Pigments	XX	.		
Nitrite	NEGATIVE	.		
Pus Cells	1-2		/hpf.	
Epithelial Cells	1-2		/hpf.	
R.B.C.	NIL		/hpf.	
Cast	NOT SEEN		/hpf.	



[Signature]
DR N N SINGH
MD (PATHOLOGY)

***This Document is not valid for Medico-Legal purposes.**

Condition of Laboratory Result Analysis:
(1) It is presumed that the test(s) performed are on the specimen(s) /Sample(s) belonging to the patient named or identified and the verification of the particulars have been carried out by the doctor or his/her representative at the point of generation of the said specimen(s)/ Sample(s)(2) Laboratory investigations are only tool to facilitate in arriving at diagnosis and should be clinically correlated. (3) Tests results are not valid for medico legal Purposes. (4) Test requested might not be performed due to following Reason: (a)Specimen received is insufficient or inappropriate. (haemolysed/clotted/lipemic etc.) (b)Incorrect specimen type for requested test. (c)Specimen quality is unsatisfactory. (d) There is a discrepancy between the label on the specimen container and the Name on the test requisition form. (5) The Results of the Test May vary from lab and also from time to time for the same patient. (6) The results of a laboratory test are dependent on the quality of the sample as well as the assay technology. (7) In case of queries or unexpected test results please call at +91 9297862282. Email-labasarfi@gmail.com

24 HOUR EMERGENCY

© AHL/D/0066/4197/November/23

"KEEP THE REPORTS CAREFULLY AND BRING THEM ALONG DURING YOUR NEXT VISIT TO OUR HOSPITAL"



FINAL REPORT




Name : MRS. NAMRATA YADAV
Reg. No. : NOV23-71075
Age / Sex : 32 Yrs / Female
Doctor :
Pat. Type : Mediwheel

Collection Time : 29-11-2023 09:08:38
Receiving Time : 29-11-2023 09:13:52
Reporting Time : 29-11-2023 12:49:13
Publish Time : 30-11-2023 5:04 pm

Test Name	Result	Flag	Unit	Reference Range
Crystals	NOT SEEN		/hpf.	
Protein:Creatinine Ratio; Urine <i>Method: Immunoturbidimetry, Spectrophotome</i>				
Protein	49.1		mg/L	
Creatinine	138.3		mg/dl	
PCR	0.36		mg/g	0-0.5




DR N N SINGH
MD (PATHOLOGY)

***This Document is not valid for Medico-Legal purposes.**
Condition of Laboratory Testing of Samples
(1) It is presumed that the test(s) performed are on the specimen(s) /Sample(s) belonging to the patient named or identified and the verification of the particulars have been carried out by the patient or his/her representative at the point of generation of the said specimen(s)/ Sample(s)(2) Laboratory investigations are only tool to facilitate in arriving at diagnosis and should be clinically correlated. (3) Tests results are not valid for medico legal Purposes. (4) Test requested might not be performed due to following Reason: (a)Specimen received is insufficient or inappropriate. (haemolysed/clotted/lipemic etc.) (b)Incorrect specimen type for requested test. (c)Specimen quality is unsatisfactory. (d) There is a discrepancy between the label on the specimen container and the Name on the test requisition form. (5) The Results of the Test May vary from lab and also from time to time for the same patient. (6) The results of a laboratory test are dependent on the quality of the sample as well as the assay technology. (7) In case of queries or unexpected test results please call at +91 9297862282. Email-labasarfi@gmail.com

24 HOUR EMERGENCY

"KEEP THE REPORTS CAREFULLY AND BRING THEM ALONG DURING YOUR NEXT VISIT TO OUR HOSPITAL"



FINAL REPORT

Name : MRS. NAMRATA YADAV
Reg. No. : NOV23-71075
Age / Sex : 32 Yrs / Female
Doctor :
Pat. Type : Mediwheel



Collection Time : 29-11-2023 09:08:38
Receiving Time : 29-11-2023 09:13:52
Reporting Time : 29-11-2023 12:49:13
Publish Time : 30-11-2023 5:04 pm

Test Name	Result	Flag	Unit	Reference Range
Haematology				
BLOOD GROUP, ABO & RH TYPING				
<i>Method: Agglutination</i>				
ABO GROUP	O	.		0-0
RH TYPING	POSITIVE	.		0-0
ESR (Erythrocyte Sedimentaion Rate)				
<i>Method: Westergren</i>				
ESR	18	H	mm/hr	0-10

Machine Name: VES-MATIC 20



DR N N SINGH
MD (PATHOLOGY)

***This Document is not valid for Medico-Legal purposes.**
Condition of Laboratory Testing & Analysis:
(1) It is presumed that the test(s) performed are on the specimen(s) /Sample(s) belonging to the patient named or identified and the verification of the particulars have been carried out by the patient or his/her representative at the point of generation of the said specimen(s)/ Sample(s)(2) Laboratory investigations are only tool to facilitate in arriving at diagnosis and should be clinically correlated. (3) Tests results are not valid for medico legal Purposes. (4) Test requested might not be performed due to following Reason: (a)Specimen received is insufficient or inappropriate. (haemolysed/clotted/lipemic etc) (b)Incorrect specimen type for requested test. (c)Specimen quality is unsatisfactory. (d) There is a discrepancy between the label on the specimen container and the Name on the test requisition form. (5) The Results of the Test May vary from lab and also from time to time for the same patient. (6) The results of a laboratory test are dependent on the quality of the sample as well as the assay technology. (7) In case of queries or unexpected test results please call at +91 9297862282, Email-labasarfi@gmail.com

24 HOUR EMERGENCY



FINAL REPORT

Name : MRS. NAMRATA YADAV
 Reg. No. : NOV23-71075
 Age / Sex : 32 Yrs / Female
 Doctor :
 Pat. Type : Mediwheel



Collection Time : 29-11-2023 09:08:38
 Receiving Time : 29-11-2023 09:13:52
 Reporting Time : 29-11-2023 12:49:13
 Publish Time : 30-11-2023 5:04 pm

Test Name	Result	Flag	Unit	Reference Range
-----------	--------	------	------	-----------------

Immunology and Serology

THYROID PROFILE, TOTAL, SERUM

Method: ECLIA

Machine Name: Vitros ECI

T3, Total	1.49		ng/ml	0.8-2.0
T4, Total	9.27		µg/dL	5.10-14.10
TSH (Ultrasensitive)	7.50	H	mIU/mL	0.27-4.2



DR N N SINGH
 MD (PATHOLOGY)

*This Document is not valid for Medico-Legal purposes.

Condition of Laboratory Testing & Reporting

(1) It is presumed that the test(s) performed are on the specimen(s) / Sample(s) belonging to the patient named or identified and the verification of the particulars have been carried out by the patient or his/her representative at the point of generation of the said specimen(s). Sample(s) (2) Laboratory investigations are only to facilitate in arriving at diagnosis and should be clinically correlated. (3) Tests results are not valid for medico legal Purposes. (4) Test requested might not be performed due to following Reason: (a) Specimen received is insufficient or inappropriate. (haemolysed/clotted/lipemic etc.) (b) incorrect specimen type for requested test. (c) Specimen quality is unsatisfactory. (d) There is a discrepancy between the label on the specimen container and the Name on the test requisition form. (5) The Results of the Test May vary from lab and also from time to time for the same patient. (6) The results of a laboratory test are dependent on the quality of the sample as well as the assay technology. (7) In case of queries or unexpected test results please call at +91 9297862282, Email: labasarfi@gmail.com

24 HOUR EMERGENCY

© AHL/D/0066/4197/November/23

"KEEP THE REPORTS CAREFULLY AND BRING THEM ALONG DURING YOUR NEXT VISIT TO OUR HOSPITAL"