

12/13/22



MR. Jitender

45 yr

Vn $\left\{ \begin{array}{l} 6/6 \\ 6/6 \end{array} \right.$

- A's will be

Fundus will be
(undilated)

Colour Vision will be

- old Refractive error

— o — o —
BLE x 3 months



(This is only professional opinion and not the diagnosis. Please correlate clinically)

Sector 37-D, BPTP, Dwarka Express Way, Gurugram, Hry.,

Ph.: 0124-6034444, 8526000000, E-mail : signaturehospital@gmail.com, Web.: www.thesignaturehealthcare.com


PARK GROUP OF HOSPITAL : ★ West Delhi ★ South Delhi ★ Gurugram ★ Faridabad ★ Panipat ★ Karnal


The Signature
 ADVANCED SUPER SPECIALITY
H O S P I T A L



UHID : 18711	Date & Time : 12/03/2022 8:37 AM
Name : Mr. JITENDER SINGH	Sex : Male
Doctor Name : Dr. CMO (CMO)	Age : 44 Years 5 Months 8 Days
Address : H.NO 238 KHANDEVILA GGN, Gurgaon, Gurgaon, Haryana	Mobile No : 8860313948
	Organisation : MEDIWHEEL

B.P	H.R	P.R	SPO2	Temp.	Height	Weight
120/80	-	60	98%	98.2°	170 cm	75.5 kg

Created By Chanchal1697	Create Date & Time 12/03/2022 8:37 AM	(Authorised Signatory)
Printed By CHANCHAL1697	Print Date & Time 12/03/2022 8:41 AM	 18711

(This is only professional opinion and not the diagnosis. Please correlate clinically)
 Sector 37-D, BPTP, Dwarka Express Way, Gurugram, Hry.,

Patient Name : Mr. JITENDER SINGH	UHID : 18711
Age / Gender : 44 Years 5 Months 8Days / Male	IPNO :
Referred By : Dr. CMO	Registered : 12/03/2022/ 12.23 PM
Req.No : 22178704	Sample Collection Dt & Tm : 12/03/2022/ 01.25 PM
Sample ID : 2207961	Sample Receiving Dt & Tm : 12/03/2022/ 02:04 PM
Patient Type : OPD	Report Released on : 12/03/2022/ 10.57 PM
Bed No :	

HEMATOLOGY

Complete Blood Count -CBC(HB\TLC\PCV\RBC\Platelet)


TEST NAME	RESULT	UNITS	REFERENCE INTERVAL	BIOLOGICAL SPECIMEN TYPE
TEST METHOD				
Hemoglobin (Hb) (Colorimetry)	16.0	gm/dl	13.5 - 18.0	WHOLE BLOOD
TLC (Electrical Impedence)	4940	cell/cumm	4500 - 11000	EDTA WHOLE
DIFFERENTIAL COUNT				
Neutrophils (Flow Cytometry)	72	%	40 - 75	EDTA WHOLE
Lymphocytes (Flow Cytometry)	19	%	20 - 45	EDTA WHOLE
Monocytes (Flow Cytometry)	05	%	1 - 10	EDTA WHOLE
Eosinophil (Flow Cytometry)	04	%	1 - 6	EDTA WHOLE
Basophil	00	%	0 - 1	
RBC (Electrical Impedence)	4.8	millions/cumm	4.7 - 6.1	EDTA WHOLE

-**** End of Report ****-

This is Provisional Report

Lab Technician

Dr.NishaTiwari
(MD.Microbiology)


 Dr. Neha Gupta
 MBBS,MD(Pathology)
 (Consultant Pathologist)

Dr. Neha Kaushal
 MBBS,MD(Microbiology)
 (Consultant Microbiologist)

Page: 1 of 2

(This is only professional opinion and not the diagnosis. Please correlate clinically)

Sector 37-D, BPTP, Dwarka Express Way, Gurugram, Hry.,

Ph.: 0124-6034444, 8526000000, E-mail : signaturehospital@gmail.com, Web.: www.thesignaturehealthcare.com

PARK GROUP OF HOSPITAL : ★ West Delhi ★ South Delhi ★ Gurugram ★ Faridabad ★ Panipat ★ Karnal

Patient Name : Mr. JITENDER SINGH	UHID : 18711
Age / Gender : 44 Years 5 Months 8Days / Male	IPNO :
Referred By : Dr. CMO	Registered : 12/03/2022/ 12.23 PM
Req.No : 22178704	Sample Collection Dt & Tm : 12/03/2022/ 01.25 PM
Sample ID : 2207961	Sample Receiving Dt & Tm : 12/03/2022/ 02:04 PM
Patient Type : OPD	Report Released on : 12/03/2022/ 10.57 PM
Bed No :	

HEMATOLOGY


PCV (Electrical Impedence Calculation)	47.1	%	40 - 50	EDTA WHOLE
MCV (Electrical Impedence Calculation)	97.8	fL	76 - 96	EDTA WHOLE
MCH (Electrical Impedence Calculation)	33.2	pg	27 - 34	EDTA WHOLE
MCHC (Electrical Impedence Calculation)	34.0	gm/dl	30 - 36	EDTA WHOLE
RDW	13.4	%	11 - 16	
PLATELETE COUNT (Electrical Impedence)	199	1000/microLit	150 - 450	EDTA WHOLE

**** End of Report ****

This is Provisional Report

Lab Technician

Dr.NishaTiwari
(MD.Microbiology)


 Dr. Neha Gupta
 MBBS,MD(Pathology)
 (Consultant Pathologist)

Dr. Neha Kaushal
 MBBS,MD(Microbiology)
 (Consultant Microbiologist)

Page 2 of 2

(This is only professional opinion and not the diagnosis. Please correlate clinically)

Sector 37-D, BPTP, Dwarka Express Way, Gurugram, Hry.,

Ph.: 0124-6034444, 8526000000, E-mail : signaturehospital@gmail.com, Web.: www.thesignaturehealthcare.com

PARK GROUP OF HOSPITAL : ★ West Delhi ★ South Delhi ★ Gurugram ★ Faridabad ★ Panipat ★ Karnal

Patient Name : Mr. JITENDER SINGH	UHID : 18711
Age / Gender : 44 Years 5 Months 8Days / Male	IPNO :
Referred By : Dr. CMO	Registered : 12/03/2022/ 12.23 PM
Req.No : 22178704	Sample Collection Dt & Tm : 12/03/2022/ 01.25 PM
Sample ID : 2207961	Sample Receiving Dt & Tm : 12/03/2022/ 02:04 PM
Patient Type : OPD	Report Released on : 13/03/2022/ 7.57 PM
Bed No :	

SEROLOGY/IMMUNOLOGY

Thyroid Profile

TEST NAME	RESULT	UNITS	REFERENCE INTERVAL	BIOLOGICAL SPECIMEN TYPE
TEST METHOD				
Triiodothyronine (T3)	1.22	ng/ml	0.60 - 1.81	SERUM
Thyroxine (T4)	6.8	ug/dL	5.01 - 12.45	
CLIA TSH (Thyroid Stimulating Hormone)	1.53	uIU/ml	0.55 - 5.55	

Remarks :
 (1) 4.2 to 15 IU/mL - Correlate clinically as physiological and other factors may falsely elevate TSH level. (2) TSH Values may be transiently altered because of non thyroidal illness. (3) Some drugs may decrease TSH values, e.g., L-dopa, Glucocorticoids. (4) Some drugs may increase TSH values, e.g., Iodine, Lithium, Amiodarone. Abbreviations.

**** End of Report ****

This is Provisional Report

Lab Technician : Dr. Nisha Tiwari
(MD. Microbiology)


 Dr. Neha Gupta
 MBBS, MD (Pathology)
 (Consultant Pathologist)

Dr. Neha Kaushal
 MBBS, MD (Microbiology)
 (Consultant Microbiologist)

(This is only professional opinion and not the diagnosis. Please correlate clinically)

Sector 37-D, BPTP, Dwarka Express Way, Gurugram, Hry.,

Ph.: 0124-6034444, 8526000000, E-mail : signaturehospital@gmail.com, Web.: www.thesignaturehealthcare.com

PARK GROUP OF HOSPITAL : ★ West Delhi ★ South Delhi ★ Gurugram ★ Faridabad ★ Panipat ★ Karnal

Patient Name : Mr. JITENDER SINGH	UHID : 18711
Age / Gender : 44 Years 5 Months 8Days / Male	IPNO :
Referred By : Dr. CMO	Registered : 12/03/2022/ 12.23 PM
Req.No : 22178704	Sample Collection Dt & Tm : 12/03/2022/ 01.25 PM
Sample ID : 2207961	Sample Receiving Dt & Tm : 12/03/2022/ 02:04 PM
Patient Type : OPD	Report Released on : 12/03/2022 / 4.44 PM
Bed No :	

BIOCHEMISTRY

Lipid Profile


TEST NAME	RESULT	UNITS	BIOLOGICAL REFERENCE INTERVAL	SPECIMEN TYPE
TEST METHOD				
<u>LIPID PROFILE</u>				
CHOLESTROL (CHOD-TRINDER)	178	mg/dl	00 - 200	SERUM
TRIGLYCERIDES (GPO-Trinders)	86	mg/dl	35 - 170	SERUM
HDL- CHOL (Direct Method/ Enzymatic Colorometric)	52	mg/dl	40 - 60	SERUM
VLDL-CHOL CALCULATED	17.2	mg/dl	10 - 40	
LDL-CHOLESTROL	108.8	mg/dl	0 - 130	
LDL/HDL RATIO	2.09		0-3	
CHOLESTROL/HDL RATIO	3.42			

-**** End of Report ****-

This is Provisional Report

Lab Technician

Dr.NishaTiwari
(MD.Microbiology)


 Dr. Neha Gupta
 MBBS,MD(Pathology)
 (Consultant Pathologist)

Dr. Neha Kaushal
MBBS,MD(Microbiology)
(Consultant Microbiologist)

Page 1 of 2

(This is only professional opinion and not the diagnosis. Please correlate clinically)

Sector 37-D, BPTP, Dwarka Express Way, Gurugram, Hry.,

Ph.: 0124-6034444, 8526000000, E-mail : signaturehospital@gmail.com, Web.: www.thesignaturehealthcare.com

PARK GROUP OF HOSPITAL : ★ West Delhi ★ South Delhi ★ Gurugram ★ Faridabad ★ Panipat ★ Karnal

(This is only professional opinion and not the diagnosis. Please correlate clinically)

Sector 37-D, BPTP, Dwarka Express Way, Gurugram, Hry.,

Ph.: 0124-6034444, 8526000000, E-mail : signaturehospital@gmail.com, Web.: www.thesignaturehealthcare.com
PARK GROUP OF HOSPITAL : ★ West Delhi ★ South Delhi ★ Gurugram ★ Faridabad ★ Panipat ★ Karnal

Patient Name : Mr. JITENDER SINGH	UHID : 18711
Age / Gender : 44 Years 5 Months 8Days / Male	IPNO :
Referred By : Dr. CMO	Registered : 12/03/2022/ 12.23 PM
Req.No : 22178704	Sample Collection Dt & Tm : 12/03/2022/ 01.25 PM
Sample ID : 2207961	Sample Receiving Dt & Tm : 12/03/2022/ 02:04 PM
Patient Type : OPD	Report Released on : 12/03/2022/ 4.45 PM
Bed No :	

BIOCHEMISTRY

Renal Profile


TEST NAME	RESULT	UNITS	REFERENCE INTERVAL	BIOLOGICAL SPECIMEN TYPE
TEST METHOD				
BLOOD UREA (Urease UV/GLDH)	18	mg/dl	13 - 45	SERUM
SERUM CREATININE (Jaffe Rate)	1.0	mg/dl	0.6 - 1.4	SERUM
URIC ACID (Enzymatic/Uricase)	3.2	mg/dl	3.6 - 7.2	SERUM
ELECTROLYTES				
SODIUM (ISE-Indirect)	136	mmol/L	132 - 150	SERUM
POTASSIUM (ISE-Indirect)	4.7	mmol/L	3.5 - 5.5	SERUM

**** End of Report ****

This is Provisional Report

Lab Technician

Dr. Nisha Tiwari
(MD, Microbiology)


Dr. Neha Gupta
MBBS, MD (Pathology)
(Consultant Pathologist)

Dr. Neha Kaushal
MBBS, MD (Microbiology)
(Consultant Microbiologist)

Page 1 of 2

(This is only professional opinion and not the diagnosis. Please correlate clinically)

Sector 37-D, BPTP, Dwarka Express Way, Gurugram, Hry.,

Ph.: 0124-6034444, 8526000000, E-mail : signaturehospital@gmail.com, Web.: www.thesignaturehealthcare.com

PARK GROUP OF HOSPITAL : ★ West Delhi ★ South Delhi ★ Gurugram ★ Faridabad ★ Panipat ★ Karnal


The Signature
ADVANCED SUPER SPECIALITY
H O S P I T A L



Patient Name : Mr. JITENDER SINGH
Age / Gender : 44 Years 5 Months 8Days / Male
Referred By : Dr. CMO
Req.No : 22178704
Sample ID : 2207961
Patient Type : OPD
Bed No :
UHID : 18711
IPNO :
Registered : 12/03/2022/ 12.23 PM
Sample Collection Dt & Tm : 12/03/2022/ 01.25 PM
Sample Receiving Dt & Tm : 12/03/2022/ 02:04 PM
Report Released on : 12/03/2022/ 4.45 PM

BIOCHEMISTRY


PROTEINS					
TOTAL PROTEIN (Biuret)	6.5	g/dl	6.0 - 8.3		SERUM
ALBUMIN (BCG- DYE)	4.7	g/dl	3.2 - 5.0		SERUM
GLOBULIN Calculated	1.8	gm/dl	1.5 - 3.6		
A/G RATIO Calculated	2.61		0.9 - 2.0		

**** End of Report ****

This is Provisional Report

Lab Technician

Dr. Nisha Tiwari
(MD. Microbiology)


Dr. Neha Gupta
MBBS, MD (Pathology)
(Consultant Pathologist)

Dr. Neha Kaushal
MBBS, MD (Microbiology)
(Consultant Microbiologist)

Page 2 of 2

(This is only professional opinion and not the diagnosis. Please correlate clinically)

Sector 37-D, BPTP, Dwarka Express Way, Gurugram, Hry.,

Ph.: 0124-6034444, 8526000000, E-mail : signaturehospital@gmail.com, Web.: www.thesignaturehealthcare.com

PARK GROUP OF HOSPITAL : ★ West Delhi ★ South Delhi ★ Gurugram ★ Faridabad ★ Panipat ★ Karnal

Patient Name : Mr. JITENDER SINGH	UHID : 18711
Age / Gender : 44 Years 5 Months 8Days / Male	IPNO :
Referred By : Dr. CMO	Registered : 12/03/2022/ 12.23 PM
Req.No : 22178704	Sample Collection Dt & Tm : 12/03/2022/ 01.25 PM
Sample ID : 2207961	Sample Receiving Dt & Tm : 12/03/2022/ 02:04 PM
Patient Type : OPD	Report Released on : 12/03/2022/ 4.46 PM
Bed No :	

BIOCHEMISTRY

Liver Function Test Profile


TEST NAME	RESULT	UNITS	REFERENCE INTERVAL	BIOLOGICAL SPECIMEN TYPE
TEST METHOD				
<u>BILIRUBIN TOTAL AND DIRECT</u>				
BILIRUBIN TOTAL (Diazonium Salt)	0.8	mg/dl	0.1 - 1.2	SERUM
BILIRUBIN DIRECT (Diazonium Salt)	0.2	mg/dl	00 - 0.3	SERUM
BILIRUBIN INDIRECT (CALCULATED)	0.6	md/dl	0 - 0.9	
SGOT/AST (UV-KINETIC)	21	U/l	0 - 45	SERUM
SGPT/ALT (UV-KINETIC)	16	U/l	0 - 45	SERUM
ALKALINE PHOSPHATASE (ALP) (Kinetic)	66	U/l	41 - 137	SERUM

-**** End of Report ****-

This is Provisional Report

Lab Technician

Dr.NishaTiwari
(MD.Microbiology)


 Dr. Neha Gupta
 MBBS,MD(Pathology)
 (Consultant Pathologist)

Dr. Neha Kaushal
MBBS,MD(Microbiology)
(Consultant Microbiologist)

Page 1 of 2

(This is only professional opinion and not the diagnosis. Please correlate clinically)

Sector 37-D, BPTP, Dwarka Express Way, Gurugram, Hry.,

Ph.: 0124-6034444, 8526000000, E-mail : signaturehospital@gmail.com, Web.: www.thesignaturehealthcare.com

PARK GROUP OF HOSPITAL : ★ West Delhi ★ South Delhi ★ Gurugram ★ Faridabad ★ Panipat ★ Karnal

Patient Name : Mr. JITENDER SINGH	UHID : 18711
Age / Gender : 44 Years 5 Months 8Days / Male	IPNO :
Referred By : Dr. CMO	Registered : 12/03/2022/ 12.23 PM
Req.No : 22178704	Sample Collection Dt & Tm : 12/03/2022/ 01.25 PM
Sample ID : 2207961	Sample Receiving Dt & Tm : 12/03/2022/ 02:04 PM
Patient Type : OPD	Report Released on : 12/03/2022 / 4.46 PM
Bed No :	

BIOCHEMISTRY


PROTEINS				
TOTAL PROTEIN (Biuret)	6.5	g/dl	6.0 - 8.3	SERUM
ALBUMIN (BCG- DYE)	4.7	g/dl	3.2 - 5.0	SERUM
GLOBULIN Calculated	1.8	gm/dl	1.5 - 3.6	
A/G RATIO Calculated	2.61		0.9 - 2.0	

-**** End of Report ****-

This is Provisional Report

Lab Technician

Dr.NishaTiwari
(MD.Microbiology)


 Dr. Neha Gupta
 MBBS,MD(Pathology)
 (Consultant Pathologist)

Dr. Neha Kaushal
 MBBS,MD(Microbiology)
 (Consultant Microbiologist)

Page 2 of 2

(This is only professional opinion and not the diagnosis. Please correlate clinically)

Sector 37-D, BPTP, Dwarka Express Way, Gurugram, Hry.,

Ph.: 0124-6034444, 8526000000, E-mail : signaturehospital@gmail.com, Web.: www.thesignaturehealthcare.com

PARK GROUP OF HOSPITAL : ★ West Delhi ★ South Delhi ★ Gurugram ★ Faridabad ★ Panipat ★ Karnal

Patient Name : Mr. JITENDER SINGH	UHID : 18711
Age / Gender : 44 Years 5 Months 8Days / Male	IPNO :
Referred By : Dr. CMO	Registered : 12/03/2022/ 12.23 PM
Req.No : 22178704	Sample Collection Dt & Tm : 12/03/2022/ 01.25 PM
Sample ID : 2207961	Sample Receiving Dt & Tm : 12/03/2022/ 02:04 PM
Patient Type : OPD	Report Released on : 13/03/2022/ 4.41 PM
Bed No :	

BIOCHEMISTRY

Glycosylated Haemoglobin

TEST NAME	RESULT	UNITS	REFERENCE INTERVAL	BIOLOGICAL SPECIMEN TYPE
TEST METHOD				
HbA1C (GLYCOSYLATED HEMOGLOBIN)	4.8	%	4.6 - 6.2	

Metabolically Healthy Patients 4.5-6.0
 Good Control 6.1-6.5
 Fair Control 6.6-7.0
 Poor Control > 7.0

-**** End of Report ****-

This is Provisional Report

Lab Technician

Dr. Nisha Tiwari
(MD. Microbiology)


 Dr. Neha Gupta
 MBBS, MD(Pathology)
 (Consultant Pathologist)

Dr. Neha Kaushal
 MBBS, MD(Microbiology)
 (Consultant Microbiologist)

Page 1 of 1

(This is only professional opinion and not the diagnosis. Please correlate clinically)

Sector 37-D, BPTP, Dwarka Express Way, Gurugram, Hry.,

Ph.: 0124-6034444, 8526000000, E-mail : signaturehospital@gmail.com, Web.: www.thesignaturehealthcare.com
PARK GROUP OF HOSPITAL : ★ West Delhi ★ South Delhi ★ Gurugram ★ Faridabad ★ Panipat ★ Karnal

Patient Name : Mr. JITENDER SINGH	UHID : 18711
Age / Gender : 44 Years 5 Months 8Days / Male	IPNO :
Referred By : Dr. CMO	Registered : 12/03/2022/ 12.23 PM
Req.No : 22178704	Sample Collection Dt & Tm : 12/03/2022/ 01.25 PM
Sample ID : 2207961	Sample Receiving Dt & Tm : 12/03/2022/ 02:04 PM
Patient Type : OPD	Report Released on : 12/03/2022/ 4.47 PM
Bed No :	

CLINICAL PATHOLOGY

Urine Routine And Microscopy.


TEST NAME	RESULT	UNITS	REFERENCE INTERVAL	BIOLOGICAL SPECIMEN TYPE
TEST METHOD				
QUANTITY	35 ML			
COLOUR	PALE YELLOW			
TURBIDITY	CLEAR			
SPECIFIC GRAVITY (Bromthymol Blue)	1.020		1.003-1.030	Urine
PH (Chromatography)	6.5		4.7-7.0	Urine

-**** End of Report ****-

This is Provisional Report

Lab Technician

Dr.NishaTiwari
(MD.Microbiology)


 Dr. Neha Gupta
 MBBS,MD(Pathology)
 (Consultant Pathologist)

Dr. Neha Kaushal
 MBBS,MD(Microbiology)
 (Consultant Microbiologist)

Page 1 of 3

(This is only professional opinion and not the diagnosis. Please correlate clinically)

Sector 37-D, BPTP, Dwarka Express Way, Gurugram, Hry.,

Ph.: 0124-6034444, 8526000000, E-mail : signaturehospital@gmail.com, Web.: www.thesignaturehealthcare.com

PARK GROUP OF HOSPITAL : ★ West Delhi ★ South Delhi ★ Gurugram ★ Faridabad ★ Panipat ★ Karnal

Patient Name : Mr. JITENDER SINGH	UHID : 18711
Age / Gender : 44 Years 5 Months 8Days / Male	IPNO :
Referred By : Dr. CMO	Registered : 12/03/2022/ 12.23 PM
Req.No : 22178704	Sample Collection Dt & Tm : 12/03/2022/ 01.25 PM
Sample ID : 2207961	Sample Receiving Dt & Tm : 12/03/2022/ 02:04 PM
Patient Type : OPD	Report Released on : 12/03/2022/ 4.47 PM
Bed No :	

CLINICAL PATHOLOGY

CHEMICAL EXAMINATION


UROBILINOGEN (Ehrlichs Aldehyde Reaction)	NORMAL	NORMAL	Urine
PROTEIN	NIL	NIL	
BLOOD	NIL	NIL	
KETONE (Sodium Nitroprusside)	NIL	NIL	Urine
BILIRUBIN (Diazonium Salt)	NIL	NIL	SERUM
GLUCOSE (Benedicts Test)	NIL	NIL	Urine
NITRITE	NEGATIVE		

-**** End of Report ****-

This is Provisional Report

Lab Technician

Dr.NishaTiwari
(MD.Microbiology)


 Dr. Neha Gupta
 MBBS,MD(Pathology)
 (Consultant Pathologist)

Dr. Neha Kaushal
 MBBS,MD(Microbiology)
 (Consultant Microbiologist)

Page 2 of 3

(This is only professional opinion and not the diagnosis. Please correlate clinically)

Sector 37-D, BPTP, Dwarka Express Way, Gurugram, Hry.,

Ph.: 0124-6034444, 8526000000, E-mail : signaturehospital@gmail.com, Web.: www.thesignaturehealthcare.com
PARK GROUP OF HOSPITAL : ★ West Delhi ★ South Delhi ★ Gurugram ★ Faridabad ★ Panipat ★ Karnal

Patient Name : Mr. JITENDER SINGH	UHID : 18711
Age / Gender : 44 Years 5 Months 8Days / Male	IPNO :
Referred By : Dr. CMO	Registered : 12/03/2022/ 12.23 PM
Req.No : 22178704	Sample Collection Dt & Tm : 12/03/2022/ 01.25 PM
Sample ID : 2207961	Sample Receiving Dt & Tm : 12/03/2022/ 02:04 PM
Patient Type : OPD	Report Released on : 12/03/2022/ 4.47 PM
Bed No :	

CLINICAL PATHOLOGY

MICROSCOPIC EXAMINATION - URINE

PUS CELLS (Microscopic)	1-2	/HPF	0 - 3	Urine
RBC- Urine (Per Oxidase Reaction)	NIL	/HPF	NIL	Urine
EPITHELIAL CELLS	0-1	/HPF	0 - 5	
CAST	NIL		NIL	
CRYSTALS	NIL		NIL	
BACTERIA	NIL			
OTHERS	NIL			

COMMENTS: Actual numerical values for WBCs, RBCs and Epithelial cells are not defined and must be correlated clinically.


Test Methods: Reagent strip analysis and urine sediment microscopy.
 Reagent strip / chemical analysis are based on: pH-Double indicator principle; Specific gravity Ion exchange method; Glucose Glucose oxidase-peroxidase/Benedicts; Protein Acid-base indicator/Sulfosalicylic acid; Urobilinogen Coupling reaction/Ehrlichsreaction, Bilirubin Coupling reaction, Ketones Nitroprusside method/Rotheras test.

-**** End of Report ****-

This is Provisional Report

Lab Technician

Dr. Nisha Tiwari
(MD. Microbiology)


 Dr. Neha Gupta
 MBBS, MD(Pathology)
 (Consultant Pathologist)

Dr. Neha Kaushal
 MBBS, MD(Microbiology)
 (Consultant Microbiologist)

(This is only professional opinion and not the diagnosis. Please correlate clinically)

Sector 37-D, BPTP, Dwarka Express Way, Gurugram, Hry.,

Patient Name : Mr. JITENDER SINGH	UHID : 18711
Age / Gender : 44 Years 5 Months 8Days / Male	IPNO :
Referred By : Dr. CMO	Registered : 12/03/2022/ 12.23 PM
Req.No : 22178704	Sample Collection Dt & Tm : 12/03/2022/ 01.25 PM
Sample ID : 2207961	Sample Receiving Dt & Tm : 12/03/2022/ 02:04 PM
Patient Type : OPD	Report Released on : 12/03/2022/ 4.43 PM
Bed No :	

HEMATOLOGY

Blood Group And Rh Factor

TEST NAME	RESULT	UNITS	BIOLOGICAL
TEST METHOD			REFERENCE INTERVAL SPECIMEN TYPE
BLOOD GROUP(ABORh)	"O" POSITIVE		

-**** End of Report ****-

This is Provisional Report

Lab Technician

Dr. Nisha Tiwari
(MD. Microbiology)


 Dr. Neha Gupta
 MBBS, MD(Pathology)
 (Consultant Pathologist)

Dr. Neha Kaushal
 MBBS, MD(Microbiology)
 (Consultant Microbiologist)

(This is only professional opinion and not the diagnosis. Please correlate clinically)

Sector 37-D, BPTP, Dwarka Express Way, Gurugram, Hry.,

Ph.: 0124-6034444, 8526000000, E-mail : signaturehospital@gmail.com, Web.: www.thesignaturehealthcare.com

PARK GROUP OF HOSPITAL : ★ West Delhi ★ South Delhi ★ Gurugram ★ Faridabad ★ Panipat ★ Karnal

UID: 18711 Date: 12 Mar 2022
Name/Age/Sex : JITENDER SINGH / Male
Treating Dr. :

X - RAY CHEST PA VIEW

FINDINGS:

Bilateral prominent hila with prominent bronchovascular markings in bilateral lung fields .

Rest of lung fields are normal

Trachea is in midline.

Cardiac silhouette maintained.

Both CP angles are clear.

IMPRESSION:

Bilateral prominent hila with prominent bronchovascular markings in bilateral lung fields.

For clinical correlation.



Dr. Avinash Rathod (DMRD)
Consultant Radiologist
Reg. No. 2011/05/1616/1616

DEPARTMENT OF IMAGING & INTERVENTIONAL RADIOLOGY, THE SIGNATURE HOSPITAL

NAME: JITENDER SINGH	DATE: 12/03/2022
AGE: 44Y/M	MR NO.: 18711

USG WHOLE ABDOMEN

LIVER: is normal in size and echotexture. No evidence of any focal lesion or IHBR dilation is present. Portal vein and CBD are normal in caliber at porta.

GALL BLADDER is well distended and lumen is echofree. Wall thickness is normal. No pericholecystic fluid is seen.

SPLEEN is normal in size and echotexture. No focal lesion is seen.

PANCREAS is normal in size and echotexture. Peripancreatic fat planes are clear. MPD is not dilated.

RIGHT KIDNEY: is normal in size and position and outline. Corticomedullary differentiation is maintained. There is no evidence of any focal lesion / calculus / backpressure changes.

LEFT KIDNEY: is normal in size and position and outline. Corticomedullary differentiation is maintained. There is no evidence of any focal lesion / calculus / backpressure changes.

URINARY BLADDER is well distended and lumen is echofree. Wall thickness is normal. No evidence of any focal lesion.

PROSTATE: is normal in size.

No free fluid is noted.

IMPRESSION:

- **No significant abnormality.**

Please correlate clinically.



Dr. Guruvarun Atla
Senior Consultant
Diagnostic & Interventional Radiology

(This is only professional opinion and not the diagnosis. Please correlate clinically)

Sector 37-D, BPTP, Dwarka Express Way, Gurugram, Hry.,

Ph.: 0124-6034444, 8526000000, E-mail : signaturehospital@gmail.com, Web.: www.thesignaturehealthcare.com

PARK GROUP OF HOSPITAL : ★ West Delhi ★ South Delhi ★ Gurugram ★ Faridabad ★ Panipat ★ Karnal

TRANSTHORACIC ECHO- DOPPLER REPORT

NAME - MR JITENDER SINGH	AGE/44 SEX-M
MR. NO. - 18711	DATE 12/3/2022

M-MODE / 2-D DESCRIPTION

- ❖ **Left Ventricle:** No Regional Wall Motion Abnormality. LVEF 60%
- ❖ **Left Atrium:** Normal.
- ❖ **Right atrium:** It is Normal Sized.
- ❖ **Right ventricle:** It is Normal Sized. RV Systolic Function is Normal.
- ❖ **Aortic valve:** Aortic Cusps are Normal.
- ❖ **Mitral valve:** It Appears Normal.
- ❖ **Tricuspid valve:** It Appears Normal.
- ❖ **Pulmonic valve:** It Appears Normal.
- ❖ **Main pulmonary artery & its branches:** Appear Normal.
- ❖ **Pericardium:** No Pericardial Effusion Seen
- ❖ **Inter atrial septum:** It is Intact.
- ❖ **Inter ventricular septum:** It is Intact.
- ❖ **IVC:** It is Normal in Size, collapsing & Respiratory Variability.
- ❖ **Clot / Vegetation:** No Intracardiac Clot, Vegetation.

Measurements (mm):

	LEFT HEART		RIGHT HEART		
	Observed values (mm)	Normal values		Observed values (mm)	Normal values
Aortic root	34	20-36 (22mm/M ²)	IVC size	-	17-21mm
Aortic valve opening		15-26 (mm/M ²)	IVC respiratory variability		>50%
LA size	32	19-40 (mm/M ²)	RA size	-	<18cm ²
LA volume index (ml/M ²)		<34 ml/M ²			
LVID(D)	45	(ED=37-56)	RV basal		24-42mm
LVID(S)	35		RV mid cavity	-	20-35mm
IVS(D)	8	(ED=6-12)	RV longitudinal	-	56-86mm
			RVOT proximal	-	18-33mm
PW(D)	8	(ED=5-10)	TAPSE	-	>15mm
			RV free wall thickness	-	<5mm
LVEF(%)	60%	55%-70%	RVEF		>44%

(This is only professional opinion and not the diagnosis. Please correlate clinically)

Sector 37-D, BPTP, Dwarka Express Way, Gurugram, Hry.,

Ph.: 0124-6034444, 8526000000, E-mail : signaturehospital@gmail.com, Web.: www.thesignaturehealthcare.com
PARK GROUP OF HOSPITAL : ★ West Delhi ★ South Delhi ★ Gurugram ★ Faridabad ★ Panipat ★ Karnal

Doppler velocities (cm/sec)

Aortic valve		Pulmonary valve	
Max/ Vel	145	Max velocity	145
Max/ PG		Max PG	
Mitral valve		Tricuspid valve	
E	75	Max Velocity	
A	52	PASP	-
DT	-	E/E' (>6)	-
E/A	-	S' Velocity (>10cm2/sec)	-

Regurgitation

MR		TR	
Severity	Nil	Severity	Nil
AR		PR	
Severity	Nil	Severity	Nil

Final Interpretation: AF ECUR

- No Regional Wall Motion Abnormality. LVEF 60%
- Normal Cardiac Chamber.
- No MR, No AR, No TR.
- Grade I Diastolic dysfunction.
- No Vegetation, Pericardial Effusion



Dr. AJAY DUA
 DNB (Medicine), DNB (Cardiology)
 Sr. Consultant Interventional Cardiology

(This is only professional opinion and not the diagnosis. Please correlate clinically)

Sector 37-D, BPTP, Dwarka Express Way, Gurugram, Hry.,

Ph.: 0124-6034444, 8526000000, E-mail : signaturehospital@gmail.com, Web.: www.thesignaturehealthcare.com
PARK GROUP OF HOSPITAL : ★ West Delhi ★ South Delhi ★ Gurugram ★ Faridabad ★ Panipat ★ Karnal

774-culder Age - 55/Male



OBSERVATIONS :-

HEART RATE :	48 bpm
R-R :	1225 ms
P-R :	180 ms
P DUR :	110 ms
QRS :	74 ms
T DUR :	262ms
ST DUR :	90 ms
QT :	426 ms
QTc :	405 ms
P AXIS :	72 °
R AXIS :	82 °
T AXIS :	49 °
ST AXIS :	69 °

REMARKS :-