

Dr. Vandana G. Powar M.B.B.S., D.C.P.
Consultant Pathologist



PARTH
PATHOLOGY LABORATORY
(Computerised)

LAB - Shop No. 7, "Diwan Towers" Mangalwar Peth, Near Mirajkar Tikli, Opp. Nutan Marathi
High School, Kolhapur. Mob. 9158529408, 9422047480, 9921285167

DATE - 28/01/2023

PATIENT NAME- Prasannakumare kute

AGE - 32 Y/MALE

HEIGHT - 171 cm

WEIGHT - 90 kg

BLOOD PRESSURE - 127/84 mmHg

PULSES - 11/ Min

FIT TO PERFORM TO ALL DUTIES

Dr. Vandana G. Powar
M.B.B.S., D.C.P.
Reg. No. 60137

PATHOLOGIST



[Signature]
DR. VANDANA POWAR
M.B.B.S., D.C.P.

All Biochemistry Tests Done By Computerised Auto Analyser

HAEMATOLOGY | CLINICAL PATHOLOGY | BIOCHEMISTRY | SEROLOGY | MICROBIOLOGY | HISTOPATHOLOGY

24 Hours Emergency Service

Home Service Available



Scanned with OKEN Scanner

भारत सरकार
Government of India

प्रहल्लकुडर अशुक कुलु
Prasannakumar Ashok Kale
कुन तारीख: DOB: 27/09/1989
पुलुष/ MALE

Download Date: 08/07/2020

Issue Date: 29/06/2020

5204 3015 1453
VID : 9163 9233 4219 1140

डुडुओ आडुधर, डुडुओ ओळुख



Dr. Vandana G. Powar
M.B.B.S., D.C.P.
Reg No. 68137



LAB - Shop No. 7, "Diwan Towers" Mangalwar Peth, Near Mirajkar Tikti, Opp. Nutan Marathi High School, Kolhapur. Mob. 9158529408, 9422047480, 9921285167

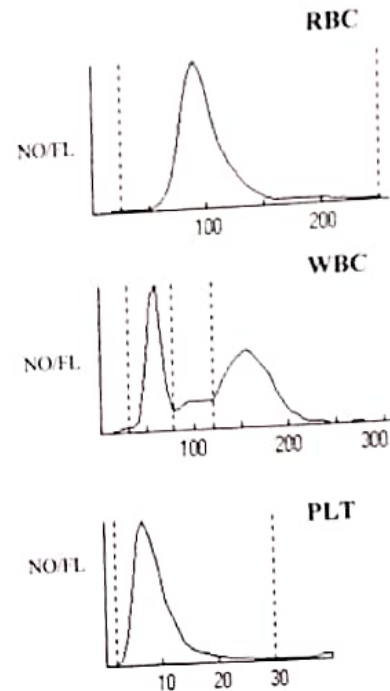
NAME : MR. PRASANNAKUMAR KALE
REF BY : Dr. MEDIWHEEL LIFE INS

DATE : 28/01/2023 PT.NO. : 212 28012
AGE : 32. Yrs. SEX : M

HAEMOGRAM WITH INDICES

Test	Result	Units	Normal Range
Haemoglobin	16.4	g/dl	14-18
RBC Count	5.57	millions / cu-mm	4.5 - 6.5
PCV	52.9	%	40 - 54
MCV	95	fL	80 - 96
MCH	29.4	Pg	27 - 33
MCHC	31	gm/dl	33 - 36
RDW CV	13.0	%	11.0 - 14.5
WBC Count	6600	/cumm	4000 - 11000
Neutrophils	61	%	40 - 75
Lymphocytes	34	%	20 - 40
Eosinophils	03	%	1 - 6
Monocytes	02	%	2-10
Basophils	00	%	0 - 1
Platelet Count	302000	/ul	150000 -450000
MPV	8.1	fL	7.4 - 10.4
PDW	9.7	%	8-12
P-LCR	12.7	%	15-35
E.S.R.	09	mm at 1hr	0-10
(By Wintrobe Method)			
RBC Morphology	Normochromic, Normocytic.		
WBC Morphology	Within Normal Limits		
Platelets	Adequate		
* Blood group	- 'B' Rh Positive		

Histogram



Dr. Vandana G. Powar
M.B.B.S., D.C.P.
Reg No. 08137

PATHOLOGIST

Vandana

DR. VANDANA POWAR
M.B.B.S., D.C.P.

All Biochemistry Tests Done By Computerised Auto Analyser

HAEMATOLOGY | CLINICAL PATHOLOGY | BIOCHEMISTRY | SEROLOGY | MICROBIOLOGY | HISTOPATHOLOGY

24 Hours Emergency Service

Home Service Available





PT.NAME : MR. PRASANNAKUMAR KALE
REF. BY : DR. MEDIWHEEL LIFE INS

DATE : 28/01/2023
AGE : 32 Yrs. SEX : M
PT.NO. : 212 280123

BIOCHEMISTRY TEST REPORT

			<u>Normal Range</u>
Fasting Plasma Glucose	: 103.1	mg/dl	60-110 mg/dl
2 Hrs. Plasma Glucose	: 117.6	mg/dl	90-140 mg/dl
S. Creatinine	: 1.0	mg/dl	0.7 - 1.4 mg/dl
Blood Urea	: 29.3	mg/dl	12-42 mg/dl
Blood Urea Nitrogen	: 13.69	mg/dl	5 - 21 mg/dl
S. Uric acid	: 4.7	mg/dl	3.5 -7.2 mg/dl
CHOLESTEROL	: 158.6	mg/dl	0-250 mg/dl
HDL Cholesterol	: 33.5	mg/dl	30 - 70 mg/dl
S. Triglycerides	: 88.7	mg/dl	0-170 mg/dl
LDL Cholesterol	: 107.4	mg/dl	60 - 150 mg/dl
TC/HDLC Ratio	: 4.7		0 - 5
LDLC/HDLC Ratio	: 3.2		2.5 - 3.5

Dr. Vandana G. Powar
M.B.B.S., D.C.P.
Reg No. 10107



PATHOLOGIST

DR. VANDANA POWAR
M.B.B.S., D.C.P.

All Biochemistry Tests Done By Computerised Auto Analyser

HAEMATOLOGY | CLINICAL PATHOLOGY | BIOCHEMISTRY | SEROLOGY | MICROBIOLOGY | HISTOPATHOLOGY

24 Hours Emergency Service

Home Service Available



Dr. Vandana G. Powar M.B.B.S., D.C.P.
Consultant Pathologist



PARTH
PATHOLOGY LABORATORY
(Computerised)

LAB - Shop No. 7, "Diwan Towers" Mangalwar Peth, Near Mirajkar Tikti, Opp. Nutan Marathi High School, Kolhapur. Mob. 9158529408, 9422047480, 9921285167

PT.NAME : MR. PRASANNAKUMAR KALE
REF. BY : DR. MEDIWHEEL LIFE INS

DATE : 28/01/2023
AGE : 32 Yrs. SEX : M
PT.NO. : 212 280123

BIOCHEMISTRY TEST REPORT

			Normal Range
S. Bilirubin (Total)	: 0.29	mg/dl	0 - 1.0 mg/dl
S. Bilirubin (Direct)	: 0.17	mg/dl	0 - 0.25 mg/dl
S. Bilirubin (Indirect)	: 0.12	mg/dl	0 - 0.75 mg/dl
S.G.O.T	: 22.9	IU/L	5-40 IU/L
S.G.P.T	: 13.5	IU/L	5-40 IU/L
S. Alkaline Phosphatase	: 98.6	IU/L	37 - 147 IU/L
Total Proteins	: 7.8	g/dl	6.6 - 8.3 g/dl
S. Albumin	: 4.6	g/dl	3.5 - 5.0 g/dl
S. Globulin	: 3.2	g/dl	1.5 - 3 g/dl
A/G Ratio	: 1.4 : 1		0.90 - 2.00



Dr. Vandana G. Powar
M.B.B.S., D.C.P.
Reg No 68197

PATHOLOGIST

DR. VANDANA POWAR
M.B.B.S., D.C.P.

All Biochemistry Tests Done By Computerised Auto Analyser

HAEMATOLOGY | CLINICAL PATHOLOGY | BIOCHEMISTRY | SEROLOGY | MICROBIOLOGY | HISTOPATHOLOGY

24 Hours Emergency Service

Home Service Available



Scanned with OKEN Scanner

Dr. Vandana G. Powar M.B.B.S., D.C.P.
Consultant Pathologist



PARTH
PATHOLOGY LABORATORY
(Computerised)

LAB - Shop No. 7, "Diwan Towers" Mangalwar Peth, Near Mirajkar Tikti, Opp. Nutan Marathi High School, Kolhapur. Mob. 9158529408, 9422047480, 9921285167

PT.NAME : MR. PRASANNAKUMAR KALE

DATE : 28/01/2023

REF. BY : DR. MEDIWHEEL LIFE INS

AGE : 32 Yrs. SEX : M

PT.NO. : 212 280123

REPORT ON % GLYCOHAEMOGLOBIN OF BLOOD

% Glycohaemoglobin of blood : 4.7 %

Estimated mean blood glucose : 88.3 mg/dl

(Reference For Guideline)

- < 6.0 - Normal
- 6.0 - 7.0 % - Good Control
- 7.0 - 8.0 % - Fair Control
- 8.0-10.0% - Unsatisfactory control
- >10.0% - Poor control



Dr. Vandana G. Powar
M.B.B.S., D.C.P.
Reg. No. 57147

PATHOLOGIST

V. Powar
DR. VANDANA POWAR
M.B.B.S., D.C.P.

All Biochemistry Tests Done By Computerised Auto Analyser

HAEMATOLOGY | CLINICAL PATHOLOGY | BIOCHEMISTRY | SEROLOGY | MICROBIOLOGY | HISTOPATHOLOGY

24 Hours Emergency Service

Home Service Available



Scanned with OKEN Scanner



PT.NAME : MR. PRASANNAKUMAR KALE

DATE : 28/01/2023

REF. BY : DR. MEDIWHEEL LIFE INS

AGE : 32 Yrs. SEX : M

PT.NO. : 212 280123

EXAMINATION OF URINE

Normal Range

PHYSICAL EXAMINATION

Quantity	: 05 ml	
Colour	: Pale Yellow	
Appearance	: Clear	
Deposit	: Absent	
Reaction (pH)	: Acidic	
Specific Gravity	: 1.024	1.003 - 1.035

CHEMICAL EXAMINATION

Proteins	: Absent	
Glucose	: Absent	
Ketone Bodies	: --	
Bile Salts	: Absent	Absent
Bile Pigments	: Absent	Absent
Urobilinogen	: --	
Occult Blood	: Absent	

MICROSCOPIC EXAMINATION

Epithelial Cells	: 1 - 2	/hpf
Pus Cells	: 2 - 3	/hpf
Red Blood Cells	: Absent	/hpf
Casts	: Absent	
Crystals	: Absent	
Amorphous Deposits	: Absent	

OTHER FINDINGS

Yeast Cells	: Absent
Trichomonas vaginalis	: Absent
Bacteria	: Absent
Mucus Threads	: Absent
Spermatozoa	: Absent

Dr. Vandana G. Powar
M.B.B.S., D.C.P.
Reg No. 68137



PATHOLOGIST

[Signature]
DR. VANDANA POWAR
M.B.B.S., D.C.P.

All Biochemistry Tests Done By Computerised Auto Analyser

HAEMATOLOGY | CLINICAL PATHOLOGY | BIOCHEMISTRY | SEROLOGY | MICROBIOLOGY | HISTOPATHOLOGY

24 Hours Emergency Service

Home Service Available



Dr. Vandana G. Powar M.B.B.S., D.C.P.
Consultant Pathologist



PARTH
PATHOLOGY LABORATORY
(Computerised)

LAB - Shop No. 7, "Diwan Towers" Mangalwar Peth, Near Mirajkar Tikti, Opp. Nutan Marathi
High School, Kolhapur. Mob. 9158529408, 9422047480, 9921285167

PATIENT NAME:- PRASANNAKUMAR KALE

AGE - 32/SEX-MALE

REFERANCE = MEDIWHEEL LIFE INS

DATE - 28/01/2023

BIOCHEMISTRY

S. GAMMA.G.T : 31.0

NORMAL VALUE

10-50 mmol / L.

Dr. Vandana G. Powar
M.B.B.S., D.C.P.
Reg No. 66137



PATHOLOGIST

Vandana
DR. VANDANA POWAR
M.B.B.S., D.C.P.

All Biochemistry Tests Done By Computerised Auto Analyser

HAEMATOLOGY | CLINICAL PATHOLOGY | BIOCHEMISTRY | SEROLOGY | MICROBIOLOGY | HISTOPATHOLOGY

24 Hours Emergency Service

Home Service Available



Scanned with OKEN Scanner

Dr. Vandana G. Powar M.B.B.S., D.C.P.
Consultant Pathologist



PARTH
PATHOLOGY LABORATORY
(Computerised)

LAB - Shop No. 7, "Diwan Towers" Mangalwar Peth, Near Mirajkar Tikti, Opp. Nutan Marathi
High School, Kolhapur. Mob. 9158529408, 9422047480, 9921285167

PATIENT NAME- PRASANNAKUMAR KALE

DATE: -28/01/2023

REF.BY:- MEDIWHEEL LIFE INS.

AGE/SEX:- 32Y/MALE

BIOCHEMISTRY

NORMAL VALUE

SERUM VLDL : 22.7mmol/L

10-50g/dl

Dr. Vandana G. Powar
M.B.B.S., D.C.P.
Reg. No. 68137



PATHOLOGIST

DR. VANDANA POWAR
M.B.B.S., D.C.P.

All Biochemistry Tests Done By Computerised Auto Analyser

HAEMATOLOGY | CLINICAL PATHOLOGY | BIOCHEMISTRY | SEROLOGY | MICROBIOLOGY | HISTOPATHOLOGY

24 Hours Emergency Service

Home Service Available



Scanned with OKEN Scanner

Dr. Vandana G. Powar M.B.B.S., D.C.P.
Consultant Pathologist



PARTH
PATHOLOGY LABORATORY
(Computerised)

LAB - Shop No. 7, "Diwan Towers" Mangalwar Peth, Near Mirajkar Tikti, Opp. Nutan Marathi High School, Kolhapur. Mob. 9158529408, 9422047480, 9921285167

28/01/2023

THE ECG OF CLIENT – PRASANNAKUMAR KALE
IS WITHIN NORMAL LIMIT
NO ABNORMAL FINDINGS ARE DETECTED

Dr. Vandana G. Powar
M.B.B.S., D.C.P.
Reg. No 68137



PATHOLOGIST

[Signature]
DR. VANDANA POWAR
M.B.B.S., D.C.P.

All Biochemistry Tests Done By Computerised Auto Analyser

HAEMATOLOGY | CLINICAL PATHOLOGY | BIOCHEMISTRY | SEROLOGY | MICROBIOLOGY | HISTOPATHOLOGY

24 Hours Emergency Service

Home Service Available

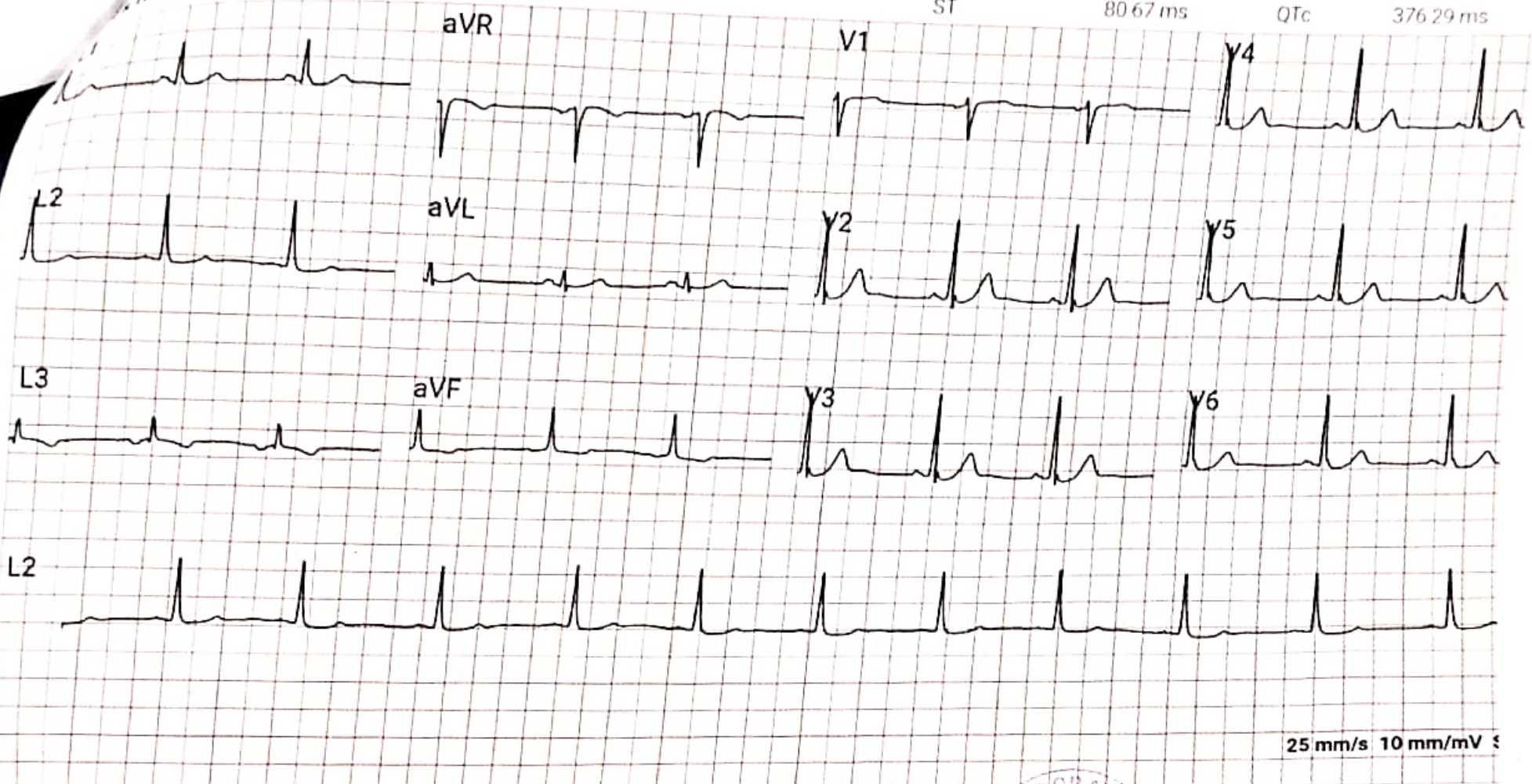


Scanned with OKEN Scanner

Sanandakumar Kale
521 m
28 JAN, 2023 / 11:15 AM

12 lead simultaneous EC

Heart Rate	68 bpm	QT	360.29 ms
QRS	151.71 ms	PR	142.0 ms
ST	80.67 ms	QTc	376.29 ms



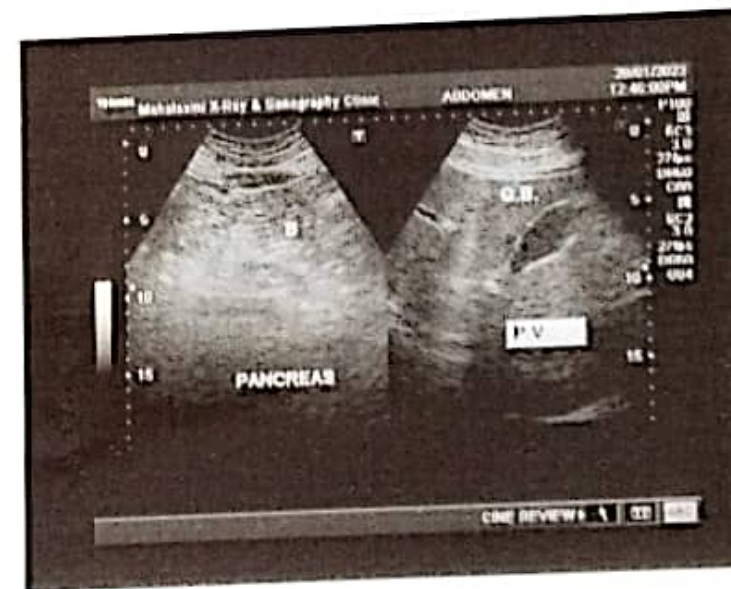
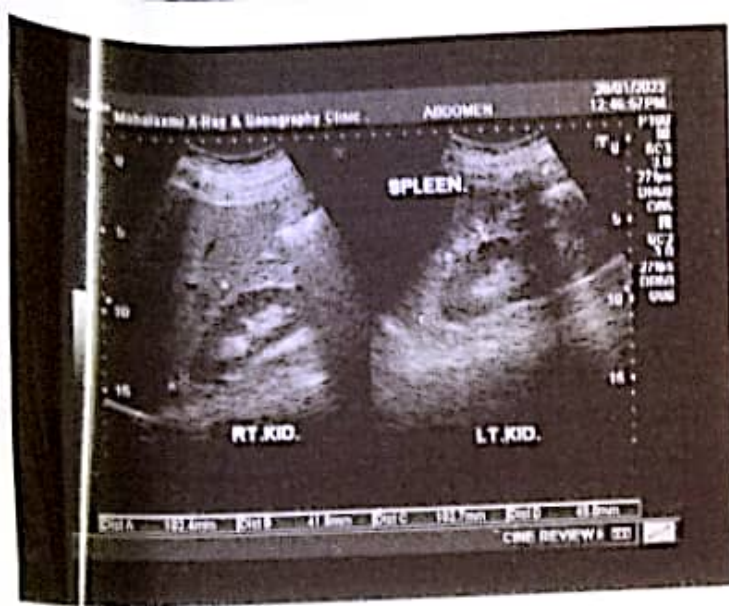
25 mm/s 10 mm/mV

Comments: Normal



Reported By: *[Signature]*
Dr. Vanam...
M.B.S.S., D.C.
Reg. No. 68137

Referred By: Dr. Chantani Dalkar MBBS MVORLAP KOLHAPUR MAHARASHTRA 410101 94110 70055



January 22, 2023

Dr. Vishram Mehta, M.D.

Name : Prasannakumar Kale M / 32 yrs
Ref. by : Dr. Vandana Powar

Ultrasonography of Abdomen: [documented]

LIVER: is normal in size with normal texture. The intrahepatic biliary radicles are normal.

GALL BLADDER: shows normal size, wall and lumen.

PORTA HEPATIS: The portal vein and the common ducts are normal in caliber.

PANCREAS: The size, echotexture and contour of pancreas is normal.

SPLEEN: shows normal in size with normal texture.

KIDNEYS: show normal position, contour & echotexture with no hydronephrosis. *There is a 3 x 3 mm calyceal calculus in the upper calyx of the left kidney and a 5 x 3 mm calculus in the upper calyx of the right kidney.*

The right kidney measures 102 x 42 mm and the left measures 103 x 49 mm.

The ureters are not dilated.

The abdominal aorta, the I.V.C. and the pre and para aortic regions appear normal.

There is no ascites. No abnormal bowel could be seen.

URINARY BLADDER shows normal wall and lumen.

Impression: small bilateral calyceal calculi.

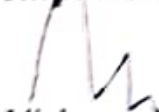
X-Ray Chest, P.A. view :

The lung fields are normal. The lung markings are normal.

The hilar shadows are normal. The mediastinum and the pulmonary vascularity are normal.

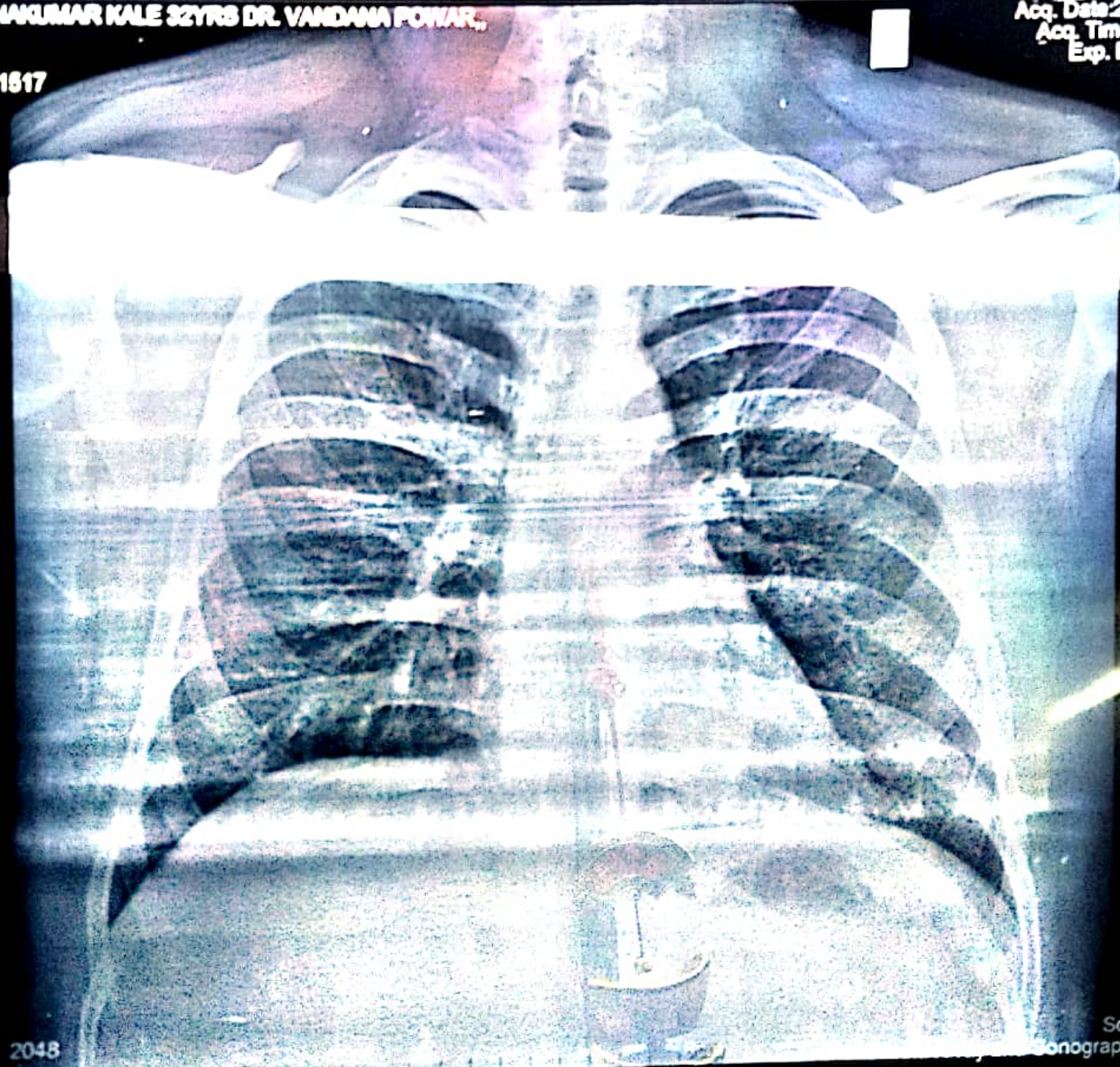
The domes and the angles of diaphragm show no abnormality.

Impression : No significant abnormality detected.


Vishram Mehta.

PRASANNAKUMAR KALE 32YRS DR. VANDANA POWAR,
Sex: Male
DOB:
ID: PAT001817


Acq. Date: 28/01/2023
Acq. Time: 10:39:02
Exp. Index: 1761




CHEST
PA
W 4095 L 2048

Scale: 0.55
Sonography Clinic



 GPS Map Camera



Kolhapur, Maharashtra, India

Rajghat Rd, Mangalwar Peth, C Ward,
Kolhapur, Maharashtra 416002, India

Lat 16.692839°

Long 74.224302°

28/01/23 11:14 AM GMT +05:30