


<b>Name</b> : Mrs. SHYAMLI  <b>Address</b> : Bangalore  <b>Plan</b> : ARCOFEMI MEDIWHEEL FEMALE AHC CREDIT PAN INDIA OP AGREEMENT	<b>Age</b> : 38 Y  <b>Sex</b> : F	<b>UHID</b> :CJPN.0000017550  <small>* C J P N . 0 0 0 0 0 1 7 5 5 0 *</small> <b>OP Number</b> :CINROPV219899 <b>Bill No</b> :CINR-OCR-94244 <b>Date</b> : 24.02.2024 09:19
--	---	---

Sno	Service Type/ServiceName	Department
1	ARCOFEMI - MEDIWHEEL - FULL BODY HEALTH ANNUAL PLUS CHECK - FEMALE - 2D ECHO - PAN INDIA - FY2324	
1	URINE GLUCOSE(FASTING)	
2	GAMMA GLUTAMYL TRANSFERASE (GGT)	
3	HbA1c, GLYCATED HEMOGLOBIN	
4	2 D ECHO	
5	LIVER FUNCTION TEST (LFT)	
6	X-RAY CHEST PA	
7	GLUCOSE, FASTING	
8	HEMOGRAM + PERIPHERAL SMEAR	
9	ENT CONSULTATION	
10	FITNESS BY GENERAL PHYSICIAN	
11	GYNAECOLOGY CONSULTATION	
12	DIET CONSULTATION	
13	COMPLETE URINE EXAMINATION	
14	URINE GLUCOSE(POST PRANDIAL)	
15	PERIPHERAL SMEAR	
16	ECG	
17	BLOOD GROUP ABO AND RH FACTOR	
18	LIPID PROFILE	
19	BODY MASS INDEX (BMI)	
20	LBC PAP TEST- PAPSURE	
21	OPHTHAL BY GENERAL PHYSICIAN	
22	RENAL PROFILE/RENAL FUNCTION TEST (RFT/KFT)	
23	ULTRASOUND - WHOLE ABDOMEN	
24	THYROID PROFILE (TOTAL T3, TOTAL T4, TSH)	
25	DENTAL CONSULTATION	
26	GLUCOSE, POST PRANDIAL (PP), 2 HOURS (POST MEAL)	

<b>Patient Name</b>	: Mrs. SHYAML	<b>Age/Gender</b>	: 38 Y/F
<b>UHID/MR No.</b>	: CJPN.0000017550	<b>OP Visit No</b>	: CINROPV219899
<b>Sample Collected on</b>	:	<b>Reported on</b>	: 24-02-2024 19:41
<b>LRN#</b>	: RAD2246904	<b>Specimen</b>	:
<b>Ref Doctor</b>	: SELF		
<b>Emp/Auth/TPA ID</b>	: 9632188217		

**DEPARTMENT OF RADIOLOGY**

**X-RAY CHEST PA**

Both lung fields and hila are normal .

No obvious active pleuro-parenchymal lesion seen .

Both costophrenic and cardiophrenic angles are clear .

Both diaphragms are normal in position and contour .

Thoracic wall and soft tissues appear normal.

**CONCLUSION :**

No obvious abnormality seen



**Dr. DHANALAKSHMI B**  
**MBBS, DMRD**  
Radiology

<b>Patient Name</b>	: Mrs. SHYAML	<b>Age/Gender</b>	: 38 Y/F
<b>UHID/MR No.</b>	: CJPN.0000017550	<b>OP Visit No</b>	: CINROPV219899
<b>Sample Collected on</b>	:	<b>Reported on</b>	: 24-02-2024 15:50
<b>LRN#</b>	: RAD2246904	<b>Specimen</b>	:
<b>Ref Doctor</b>	: SELF		
<b>Emp/Auth/TPA ID</b>	: 9632188217		

**DEPARTMENT OF RADIOLOGY**

**ULTRASOUND - WHOLE ABDOMEN**

**LIVER:** Appears normal in size, shape and echopattern. No focal parenchymal lesions identified. No evidence of intra/extrahepatic biliary tree dilatation noted. Portal vein appears to be of normal size.

**GALLBLADDER:** Moderately distended. No definite calculi identified. No evidence of abnormal wall thickening noted.

**SPLEEN:** Appears normal in size, shape and echopattern. No focal parenchymal lesions identified.

**PANCREAS:** Obscured by bowel gas. However, the visualized portion appear normal.

**KIDNEYS:** Both kidneys appear normal in size, shape and echopattern. Corticomedullary differentiation appears maintained. No evidence of calculi or hydronephrosis on either side.

**URINARY BLADDER:** Distended and appears normal. No evidence of abnormal wall thickening noted.

**UTERUS:** Anteverted and appears normal in size. Myometrial echoes appear normal. The endometrial lining appears intact. Endometrium measures 6 mm.

**OVARIES:** Both ovaries appearing normal in size and echopattern.

No free fluid is seen.

**IMPRESSION:**

**NO SIGNIFICANT SONOGRAPHIC ABNORMALITY DETECTED.**



**Dr. DHANALAKSHMI B**  
**MBBS, DMRD**  
Radiology

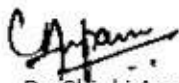
Patient Name : Mrs.SHYAML	Collected : 24/Feb/2024 09:44AM
Age/Gender : 38 Y 0 M 17 D/F	Received : 24/Feb/2024 01:08PM
UHID/MR No : CJPN.0000017550	Reported : 24/Feb/2024 04:22PM
Visit ID : CINROPV219899	Status : Final Report
Ref Doctor : Dr.SELF	Sponsor Name : ARCOFEMI HEALTHCARE LIMITED
Emp/Auth/TPA ID : 9632188217	

**DEPARTMENT OF HAEMATOLOGY**

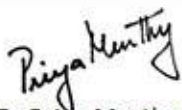
**ARCOFEMI - MEDIWHEEL - FULL BODY HEALTH ANNUAL PLUS CHECK - FEMALE - 2D ECHO - PAN INDIA - FY2324**

Test Name	Result	Unit	Bio. Ref. Range	Method
<b>HEMOGRAM , WHOLE BLOOD EDTA</b>				
<b>HAEMOGLOBIN</b>	12.9	g/dL	12-15	Spectrophotometer
PCV	38.60	%	36-46	Electronic pulse & Calculation
RBC COUNT	4.13	Million/cu.mm	3.8-4.8	Electrical Impedance
MCV	93.5	fL	83-101	Calculated
MCH	31.2	pg	27-32	Calculated
MCHC	33.3	g/dL	31.5-34.5	Calculated
R.D.W	13.8	%	11.6-14	Calculated
TOTAL LEUCOCYTE COUNT (TLC)	5,270	cells/cu.mm	4000-10000	Electrical Impedance
<b>DIFFERENTIAL LEUCOCYTIC COUNT (DLC)</b>				
NEUTROPHILS	63.3	%	40-80	Electrical Impedance
LYMPHOCYTES	28.8	%	20-40	Electrical Impedance
EOSINOPHILS	2.4	%	1-6	Electrical Impedance
MONOCYTES	5.1	%	2-10	Electrical Impedance
BASOPHILS	0.4	%	<1-2	Electrical Impedance
<b>ABSOLUTE LEUCOCYTE COUNT</b>				
NEUTROPHILS	3335.91	Cells/cu.mm	2000-7000	Calculated
LYMPHOCYTES	1517.76	Cells/cu.mm	1000-3000	Calculated
EOSINOPHILS	126.48	Cells/cu.mm	20-500	Calculated
MONOCYTES	268.77	Cells/cu.mm	200-1000	Calculated
BASOPHILS	21.08	Cells/cu.mm	0-100	Calculated
Neutrophil lymphocyte ratio (NLR)	2.2		0.78- 3.53	Calculated
<b>PLATELET COUNT</b>	199000	cells/cu.mm	150000-410000	Electrical impedance
<b>ERYTHROCYTE SEDIMENTATION RATE (ESR)</b>	<b>34</b>	mm at the end of 1 hour	0-20	Modified Westegren method
<b>PERIPHERAL SMEAR</b>				

RBCs: are normocytic normochromic



Dr. Chinki Anupam  
M.B.B.S.,M.D(Pathology)  
Consultant Pathologist



Dr Priya Murthy  
M.B.B.S.,M.D(Pathology)  
Consultant Pathologist



SIN No:BED240048376

This test has been performed at Apollo Health & Lifestyle Ltd, RRL BANGALORE Laboratory

THIS TEST HAS BEEN PERFORMED AT APOLLO HEALTH AND LIFESTYLE LIMITED- RRL BANGALORE

Patient Name : Mrs.SHYAML	Collected : 24/Feb/2024 09:44AM
Age/Gender : 38 Y 0 M 17 D/F	Received : 24/Feb/2024 01:08PM
UHID/MR No : CJPN.0000017550	Reported : 24/Feb/2024 04:22PM
Visit ID : CINROPV219899	Status : Final Report
Ref Doctor : Dr.SELF	Sponsor Name : ARCOFEMI HEALTHCARE LIMITED
Emp/Auth/TPA ID : 9632188217	

**DEPARTMENT OF HAEMATOLOGY**

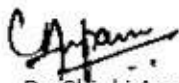
**ARCOFEMI - MEDIWHEEL - FULL BODY HEALTH ANNUAL PLUS CHECK - FEMALE - 2D ECHO - PAN INDIA - FY2324**

WBCs: are normal in total number with normal distribution and morphology.

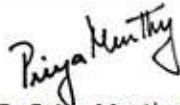
PLATELETS: appear adequate in number.

HEMOPARASITES: negative

**IMPRESSION: NORMOCYTIC NORMOCHROMIC BLOOD PICTURE**



Dr. Chinki Anupam  
M.B.B.S.,M.D(Pathology)  
Consultant Pathologist



Dr. Priya Murthy  
M.B.B.S.,M.D(Pathology)  
Consultant Pathologist



SIN No:BED240048376

This test has been performed at Apollo Health & Lifestyle Ltd, RRL BANGALORE Laboratory

THIS TEST HAS BEEN PERFORMED AT APOLLO HEALTH AND LIFESTYLE LIMITED- RRL BANGALORE

**Apollo Health and Lifestyle Limited** | CIN - U85110TG2000PLC1158116  
Regd. Office: 1-10-62/63, Arshika Raghupathi Chambers, 9th Floor, Begumpet, Hyderabad, Telangana - 500 016 |  
www.apolloh.com | Email ID: enquiry@apolloh.com, Ph No: 040-4884 7777, Fax No: 4884 7744

APOLLO CLINICS NETWORK

Telangana: Hyderabad | RS Rao Nagar | Charada Nagar | Kondapur | Nallakunta | Nizampet | Marikonda | Uppal | Andhra Pradesh: Vijay | Seshamma Petal | Karnataka: Bangalore | Basavanagudi | Bellandur | Electronics City | Hebbal | HSR Layout | Indira Nagar | JP Nagar | Kandraholi | Koramangala | Sarojpur Road | Mysore | TN Nadu: Chennai | Anna Nagar | Kotturupuzhi | Moolappai | T Nagar | West Bengal: Kolkata | Maharashtra: Pune | Aurangabad | Nigdi | Pochhangan | Vinay Nagar | Madhya Pradesh: Bhopal | Indraprastha | Gujarat: Ahmedabad | Sabdarani | Punjab: Amritsar | Court Road | Haryana: Panipat | Railway Station Road

Address:  
32/196/123, Doodh Bazaar Village, Woodhill Main Road,  
Newlands Nagar, Electronic City, Bangalore,  
Karnataka - 560038

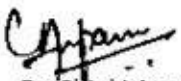
 **1860 500 7788**  
www.apolloclinic.com

Patient Name : Mrs.SHYAML	Collected : 24/Feb/2024 09:44AM
Age/Gender : 38 Y 0 M 17 D/F	Received : 24/Feb/2024 01:08PM
UHID/MR No : CJPN.0000017550	Reported : 24/Feb/2024 04:52PM
Visit ID : CINROPV219899	Status : Final Report
Ref Doctor : Dr.SELF	Sponsor Name : ARCOFEMI HEALTHCARE LIMITED
Emp/Auth/TPA ID : 9632188217	

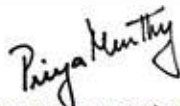
**DEPARTMENT OF HAEMATOLOGY**

**ARCOFEMI - MEDIWHEEL - FULL BODY HEALTH ANNUAL PLUS CHECK - FEMALE - 2D ECHO - PAN INDIA - FY2324**

Test Name	Result	Unit	Bio. Ref. Range	Method
<b>BLOOD GROUP ABO AND RH FACTOR , WHOLE BLOOD EDTA</b>				
BLOOD GROUP TYPE	A			Microplate Hemagglutination
Rh TYPE	Positive			Microplate Hemagglutination



Dr. Chinki Anupam  
M.B.B.S,M.D(Pathology)  
Consultant Pathologist



Dr. Priya Murthy  
M.B.B.S,M.D(Pathology)  
Consultant Pathologist



SIN No:BED240048376

This test has been performed at Apollo Health & Lifestyle Ltd, RRL BANGALORE Laboratory

THIS TEST HAS BEEN PERFORMED AT APOLLO HEALTH AND LIFESTYLE LIMITED- RRL BANGALORE

**Apollo Health and Lifestyle Limited** | CIN - U85110TG2000PLC1158116  
 Regd. Office: 1-10-82/63, Anshika Raghupathi Chambers, 9th Floor, Begumpet, Hyderabad, Telangana - 500 016 |  
 www.apollohli.com | Email ID: enquiry@apollohli.com, Ph No: 040-4884 7777, Fax No: 4884 7744

Address:  
 32/196/123, Doddaballapur Village, Woodlark Main Road,  
 Newlands Nagar, Electronic City, Bangalore,  
 Karnataka - 560038

**1860 500 7788**  
 www.apolloclinic.com

APOLLO CLINICS NETWORK  
 Telangana: Hyderabad | RS Rao Nagar | Charada Nagar | Kondapur | Nallakunta | Nizampet | Marikonda | Uppal | Andhra Pradesh: Vijay | Seshamma Petal | Karnataka: Bangalore | Basavanagudi | Bellandur | Electronics City | Hebbal | HSR Layout | Indira Nagar | JP Nagar | Kandraholi | Koramangala | Sarjapur Road | Mysore: W W Mohalla | Tamil Nadu: Chennai | Anna Nagar | Kotturupalli | Moolappalli | T Nagar | Vileparakkam | Velachery | Maharashtra: Pune | Aurang | Nigdi | Pashchim | Viman Nagar | Maharashtra | Ahmedabad | Gandhinagar | Gujarat: Ahmedabad | Gandhinagar | Punjab: Amritsar | Court Road | Haryana: Panipat | Railway Station Road

Patient Name : Mrs.SHYAML	Collected : 24/Feb/2024 09:44AM
Age/Gender : 38 Y 0 M 17 D/F	Received : 24/Feb/2024 03:19PM
UHID/MR No : CJPN.0000017550	Reported : 24/Feb/2024 05:19PM
Visit ID : CINROPV219899	Status : Final Report
Ref Doctor : Dr.SELF	Sponsor Name : ARCOFEMI HEALTHCARE LIMITED
Emp/Auth/TPA ID : 9632188217	

DEPARTMENT OF BIOCHEMISTRY

ARCOFEMI - MEDIWHEEL - FULL BODY HEALTH ANNUAL PLUS CHECK - FEMALE - 2D ECHO - PAN INDIA - FY2324

Test Name	Result	Unit	Bio. Ref. Range	Method
GLUCOSE, FASTING , NAF PLASMA	106	mg/dL	70-100	HEXOKINASE

Comment:

As per American Diabetes Guidelines, 2023

Fasting Glucose Values in mg/dL	Interpretation
70-100 mg/dL	Normal
100-125 mg/dL	Prediabetes
≥126 mg/dL	Diabetes
<70 mg/dL	Hypoglycemia

Note:

- The diagnosis of Diabetes requires a fasting plasma glucose of > or = 126 mg/dL and/or a random / 2 hr post glucose value of > or = 200 mg/dL on at least 2 occasions.
- Very high glucose levels (>450 mg/dL in adults) may result in Diabetic Ketoacidosis & is considered critical.

Test Name	Result	Unit	Bio. Ref. Range	Method
GLUCOSE, POST PRANDIAL (PP), 2 HOURS , SODIUM FLUORIDE PLASMA (2 HR)	152	mg/dL	70-140	HEXOKINASE

Comment:

It is recommended that FBS and PPBS should be interpreted with respect to their Biological reference ranges and not with each other.

Conditions which may lead to lower postprandial glucose levels as compared to fasting glucose levels may be due to reactive hypoglycemia, dietary meal content, duration or timing of sampling after food digestion and absorption, medications such as insulin preparations, sulfonylureas, amylin analogues, or conditions such as overproduction of insulin.

Test Name	Result	Unit	Bio. Ref. Range	Method
HBA1C (GLYCATED HEMOGLOBIN) , WHOLE BLOOD EDTA				
HBA1C, GLYCATED HEMOGLOBIN	5.7	%		HPLC




DR.SHIVARAJA SHETTY  
M.B.B.S,M.D(Biochemistry)  
CONSULTANT BIOCHEMIST

SIN No:EDT240021748

This test has been performed at Apollo Health & Lifestyle Ltd, RRL BANGALORE Laboratory

THIS TEST HAS BEEN PERFORMED AT APOLLO HEALTH AND LIFESTYLE LIMITED- RRL BANGALORE

Patient Name : Mrs.SHYAML	Collected : 24/Feb/2024 09:44AM
Age/Gender : 38 Y 0 M 17 D/F	Received : 24/Feb/2024 03:19PM
UHID/MR No : CJPN.0000017550	Reported : 24/Feb/2024 05:19PM
Visit ID : CINROPV219899	Status : Final Report
Ref Doctor : Dr.SELF	Sponsor Name : ARCOFEMI HEALTHCARE LIMITED
Emp/Auth/TPA ID : 9632188217	

**DEPARTMENT OF BIOCHEMISTRY**

**ARCOFEMI - MEDIWHEEL - FULL BODY HEALTH ANNUAL PLUS CHECK - FEMALE - 2D ECHO - PAN INDIA - FY2324**

ESTIMATED AVERAGE GLUCOSE (eAG)	117	mg/dL	Calculated
---------------------------------	-----	-------	------------

**Comment:**

Reference Range as per American Diabetes Association (ADA) 2023 Guidelines:

REFERENCE GROUP	HBA1C %
NON DIABETIC	<5.7
PREDIABETES	5.7 – 6.4
DIABETES	≥ 6.5
DIABETICS	
EXCELLENT CONTROL	6 – 7
FAIR TO GOOD CONTROL	7 – 8
UNSATISFACTORY CONTROL	8 – 10
POOR CONTROL	>10

**Note:** Dietary preparation or fasting is not required.

- HbA1C is recommended by American Diabetes Association for Diagnosing Diabetes and monitoring Glycemic Control by American Diabetes Association guidelines 2023.
- Trends in HbA1C values is a better indicator of Glycemic control than a single test.
- Low HbA1C in Non-Diabetic patients are associated with Anemia (Iron Deficiency/Hemolytic), Liver Disorders, Chronic Kidney Disease. Clinical Correlation is advised in interpretation of low Values.
- Falsely low HbA1c (below 4%) may be observed in patients with clinical conditions that shorten erythrocyte life span or decrease mean erythrocyte age. HbA1c may not accurately reflect glycemic control when clinical conditions that affect erythrocyte survival are present.
- In cases of Interference of Hemoglobin variants in HbA1C, alternative methods (Fructosamine) estimation is recommended for Glycemic Control
  - A: HbF >25%
  - B: Homozygous Hemoglobinopathy.
 (Hb Electrophoresis is recommended method for detection of Hemoglobinopathy)




**DR.SHIVARAJA SHETTY**  
**M.B.B.S,M.D(Biochemistry)**  
**CONSULTANT BIOCHEMIST**

SIN No:EDT240021748

This test has been performed at Apollo Health & Lifestyle Ltd, RRL BANGALORE Laboratory

THIS TEST HAS BEEN PERFORMED AT APOLLO HEALTH AND LIFESTYLE LIMITED- RRL BANGALORE



Patient Name : Mrs.SHYAML	Collected : 24/Feb/2024 09:44AM
Age/Gender : 38 Y 0 M 17 D/F	Received : 24/Feb/2024 12:56PM
UHID/MR No : C.JPN.0000017550	Reported : 24/Feb/2024 05:17PM
Visit ID : CINROPV219899	Status : Final Report
Ref Doctor : Dr.SELF	Sponsor Name : ARCOFEMI HEALTHCARE LIMITED
Emp/Auth/TPA ID : 9632188217	

**DEPARTMENT OF BIOCHEMISTRY**

**ARCOFEMI - MEDIWHEEL - FULL BODY HEALTH ANNUAL PLUS CHECK - FEMALE - 2D ECHO - PAN INDIA - FY2324**

Test Name	Result	Unit	Bio. Ref. Range	Method
<b>LIPID PROFILE , SERUM</b>				
TOTAL CHOLESTEROL	188	mg/dL	<200	CHO-POD
TRIGLYCERIDES	152	mg/dL	<150	GPO-POD
HDL CHOLESTEROL	47	mg/dL	40-60	Enzymatic Immunoinhibition
NON-HDL CHOLESTEROL	141	mg/dL	<130	Calculated
LDL CHOLESTEROL	110.4	mg/dL	<100	Calculated
VLDL CHOLESTEROL	30.4	mg/dL	<30	Calculated
CHOL / HDL RATIO	4.00		0-4.97	Calculated

**Comment:**

Reference Interval as per National Cholesterol Education Program (NCEP) Adult Treatment Panel III Report.

	Desirable	Borderline High	High	Very High
TOTAL CHOLESTEROL	< 200	200 - 239	≥ 240	
TRIGLYCERIDES	<150	150 - 199	200 - 499	≥ 500
LDL	Optimal < 100 Near Optimal 100-129	130 - 159	160 - 189	≥ 190
HDL	≥ 60			
NON-HDL CHOLESTEROL	Optimal <130; Above Optimal 130-159	160-189	190-219	>220

1. Measurements in the same patient on different days can show physiological and analytical variations.
2. NCEP ATP III identifies non-HDL cholesterol as a secondary target of therapy in persons with high triglycerides.
3. Primary prevention algorithm now includes absolute risk estimation and lower LDL Cholesterol target levels to determine eligibility of drug therapy.
4. Low HDL levels are associated with Coronary Heart Disease due to insufficient HDL being available to participate in reverse cholesterol transport, the process by which cholesterol is eliminated from peripheral tissues.
5. As per NCEP guidelines, all adults above the age of 20 years should be screened for lipid status. Selective screening of children above the age of 2 years with a family history of premature cardiovascular disease or those with at least one parent with high total cholesterol is recommended.
6. VLDL, LDL Cholesterol Non HDL Cholesterol, CHOL/HDL RATIO, LDL/HDL RATIO are calculated parameters when Triglycerides are below 400 mg/dL. When Triglycerides are more than 400 mg/dL LDL cholesterol is a direct measurement.



**DR.SHIVARAJA SHETTY**  
M.B.B.S,M.D(Biochemistry)  
CONSULTANT BIOCHEMIST

SIN No:SE04640254

This test has been performed at Apollo Health & Lifestyle Ltd, RRL BANGALORE Laboratory

THIS TEST HAS BEEN PERFORMED AT APOLLO HEALTH AND LIFESTYLE LIMITED- RRL BANGALORE

Patient Name : Mrs.SHYAML  
Age/Gender : 38 Y 0 M 17 D/F  
UHID/MR No : CJPN.0000017550  
Visit ID : CINROPV219899  
Ref Doctor : Dr.SELF  
Emp/Auth/TPA ID : 9632188217

Collected : 24/Feb/2024 09:44AM  
Received : 24/Feb/2024 12:56PM  
Reported : 24/Feb/2024 05:17PM  
Status : Final Report  
Sponsor Name : ARCOFEMI HEALTHCARE LIMITED

**DEPARTMENT OF BIOCHEMISTRY**

**ARCOFEMI - MEDIWHEEL - FULL BODY HEALTH ANNUAL PLUS CHECK - FEMALE - 2D ECHO - PAN INDIA - FY2324**



**DR.SHIVARAJA SHETTY**  
**M.B.B.S,M.D(Biochemistry)**  
**CONSULTANT BIOCHEMIST**

SIN No:SE04640254

This test has been performed at Apollo Health & Lifestyle Ltd, RRL BANGALORE Laboratory

THIS TEST HAS BEEN PERFORMED AT APOLLO HEALTH AND LIFESTYLE LIMITED- RRL BANGALORE

**Apollo Health and Lifestyle Limited** | CIN - U85110TG2000PLC1158116  
Regd. Office: 1-10-82/63, Anshika Raghupathi Chambers, 9th Floor, Begumpet, Hyderabad, Telangana - 500 016 |  
www.apollohsl.com | Email ID: enquiry@apollohsl.com, Ph No: 843-4884 7777, Fax No: 4884 7744

APOLLO CLINICS NETWORK

Telangana: Hyderabad | RS Rao Nagar | Charada Nagar | Kondapur | Nallakunta | Nizampet | Marikonda | Uppal | Andhra Pradesh: Vizag | Swarnamma Petal | Karnataka: Bangalore | Basavanagudi | Bellandur | Electronics City | Hebbal | HSR Layout | Indira Nagar | JP Nagar | Kandrahal | Koramangala | Sarjapur Road | Mysore | W. Whitefield | Tamil Nadu: Chennai | Anna Nagar | Kotturupuzhi | Moolappai | T Nagar | Velisery | Velachery | Maharashtra: Pune | Aurang | Nigdi | Pashchim | Viman Nagar | Mumbai | Uttar Pradesh: Ghaziabad | Indirapuram | Gujarat: Ahmedabad | Gandhinagar | Punjab: Amritsar | Court Road | Haryana: Panipat | Railway Station Road

Address:  
32/3/196/122, Doddabattur Village, Woodhill Main Road,  
Newlands Nagar, Electronic City, Bangalore,  
Karnataka - 560038



**1860 500 7788**  
www.apolloclinic.com



Patient Name : Mrs.SHYAML	Collected : 24/Feb/2024 09:44AM
Age/Gender : 38 Y 0 M 17 D/F	Received : 24/Feb/2024 12:56PM
UHID/MR No : CJPN.0000017550	Reported : 24/Feb/2024 05:17PM
Visit ID : CINROPV219899	Status : Final Report
Ref Doctor : Dr.SELF	Sponsor Name : ARCOFEMI HEALTHCARE LIMITED
Emp/Auth/TPA ID : 9632188217	

**DEPARTMENT OF BIOCHEMISTRY**

**ARCOFEMI - MEDIWHEEL - FULL BODY HEALTH ANNUAL PLUS CHECK - FEMALE - 2D ECHO - PAN INDIA - FY2324**

Test Name	Result	Unit	Bio. Ref. Range	Method
<b>LIVER FUNCTION TEST (LFT) , SERUM</b>				
BILIRUBIN, TOTAL	0.88	mg/dL	0.3-1.2	DPD
BILIRUBIN CONJUGATED (DIRECT)	0.17	mg/dL	<0.2	DPD
BILIRUBIN (INDIRECT)	0.71	mg/dL	0.0-1.1	Dual Wavelength
ALANINE AMINOTRANSFERASE (ALT/SGPT)	<b>60</b>	U/L	<35	IFCC
ASPARTATE AMINOTRANSFERASE (AST/SGOT)	<b>41.0</b>	U/L	<35	IFCC
ALKALINE PHOSPHATASE	94.00	U/L	30-120	IFCC
PROTEIN, TOTAL	7.41	g/dL	6.6-8.3	Biuret
ALBUMIN	4.35	g/dL	3.5-5.2	BROMO CRESOL GREEN
GLOBULIN	3.06	g/dL	2.0-3.5	Calculated
A/G RATIO	1.42		0.9-2.0	Calculated

**Comment:**

LFT results reflect different aspects of the health of the liver, i.e., hepatocyte integrity (AST & ALT), synthesis and secretion of bile (Bilirubin, ALP), cholestasis (ALP, GGT), protein synthesis (Albumin)

Common patterns seen:

**1. Hepatocellular Injury:**

- AST – Elevated levels can be seen. However, it is not specific to liver and can be raised in cardiac and skeletal injuries.
- ALT – Elevated levels indicate hepatocellular damage. It is considered to be most specific lab test for hepatocellular injury. Values also correlate well with increasing BMI.
- Disproportionate increase in AST, ALT compared with ALP.
- Bilirubin may be elevated.
- AST: ALT (ratio) – In case of hepatocellular injury AST: ALT > 1In Alcoholic Liver Disease AST: ALT usually >2. This ratio is also seen to be increased in NAFLD, Wilson's diseases, Cirrhosis, but the increase is usually not >2.

**2. Cholestatic Pattern:**

- ALP – Disproportionate increase in ALP compared with AST, ALT.
- Bilirubin may be elevated.
- ALP elevation also seen in pregnancy, impacted by age and sex.
- To establish the hepatic origin correlation with GGT helps. If GGT elevated indicates hepatic cause of increased ALP.

**3. Synthetic function impairment:**

- Albumin- Liver disease reduces albumin levels.
- Correlation with PT (Prothrombin Time) helps.



**DR.SHIVARAJA SHETTY**  
**M.B.B.S.,M.D(Biochemistry)**  
**CONSULTANT BIOCHEMIST**

SIN No:SE04640254

This test has been performed at Apollo Health & Lifestyle Ltd, RRL BANGALORE Laboratory

THIS TEST HAS BEEN PERFORMED AT APOLLO HEALTH AND LIFESTYLE LIMITED- RRL BANGALORE

Patient Name : Mrs.SHYAMLI	Collected : 24/Feb/2024 09:44AM
Age/Gender : 38 Y 0 M 17 D/F	Received : 24/Feb/2024 12:56PM
UHID/MR No : CJPN.0000017550	Reported : 24/Feb/2024 05:17PM
Visit ID : CINROPV219899	Status : Final Report
Ref Doctor : Dr.SELF	Sponsor Name : ARCOFEMI HEALTHCARE LIMITED
Emp/Auth/TPA ID : 9632188217	

**DEPARTMENT OF BIOCHEMISTRY**

**ARCOFEMI - MEDIWHEEL - FULL BODY HEALTH ANNUAL PLUS CHECK - FEMALE - 2D ECHO - PAN INDIA - FY2324**

Test Name	Result	Unit	Bio. Ref. Range	Method
<b>RENAL PROFILE/KIDNEY FUNCTION TEST (RFT/KFT) , SERUM</b>				
CREATININE	0.67	mg/dL	0.51-0.95	Jaffe's, Method
UREA	17.50	mg/dL	17-43	GLDH, Kinetic Assay
BLOOD UREA NITROGEN	8.2	mg/dL	8.0 - 23.0	Calculated
URIC ACID	5.27	mg/dL	2.6-6.0	Uricase PAP
CALCIUM	9.50	mg/dL	8.8-10.6	Arsenazo III
PHOSPHORUS, INORGANIC	3.33	mg/dL	2.5-4.5	Phosphomolybdate Complex
SODIUM	137	mmol/L	136-146	ISE (Indirect)
POTASSIUM	4.0	mmol/L	3.5-5.1	ISE (Indirect)
CHLORIDE	103	mmol/L	101-109	ISE (Indirect)



**DR.SHIVARAJA SHETTY**  
M.B.B.S.,M.D(Biochemistry)  
CONSULTANT BIOCHEMIST

SIN No:SE04640254

This test has been performed at Apollo Health & Lifestyle Ltd, RRL BANGALORE Laboratory

THIS TEST HAS BEEN PERFORMED AT APOLLO HEALTH AND LIFESTYLE LIMITED- RRL BANGALORE



Patient Name : Mrs.SHYAML	Collected : 24/Feb/2024 09:44AM
Age/Gender : 38 Y 0 M 17 D/F	Received : 24/Feb/2024 12:56PM
UHID/MR No : CJPN.0000017550	Reported : 24/Feb/2024 05:14PM
Visit ID : CINROPV219899	Status : Final Report
Ref Doctor : Dr.SELF	Sponsor Name : ARCOFEMI HEALTHCARE LIMITED
Emp/Auth/TPA ID : 9632188217	

**DEPARTMENT OF BIOCHEMISTRY**

**ARCOFEMI - MEDIWHEEL - FULL BODY HEALTH ANNUAL PLUS CHECK - FEMALE - 2D ECHO - PAN INDIA - FY2324**

Test Name	Result	Unit	Bio. Ref. Range	Method
<b>GAMMA GLUTAMYL TRANSEPTIDASE (GGT) , SERUM</b>	37.00	U/L	<38	IFCC




**DR.SHIVARAJA SHETTY**  
**M.B.B.S,M.D(Biochemistry)**  
**CONSULTANT BIOCHEMIST**

SIN No:SE04640254

This test has been performed at Apollo Health & Lifestyle Ltd, RRL BANGALORE Laboratory

THIS TEST HAS BEEN PERFORMED AT APOLLO HEALTH AND LIFESTYLE LIMITED- RRL BANGALORE

Patient Name : Mrs.SHYAML	Collected : 24/Feb/2024 09:44AM
Age/Gender : 38 Y 0 M 17 D/F	Received : 24/Feb/2024 12:49PM
UHID/MR No : CJPN.0000017550	Reported : 24/Feb/2024 02:15PM
Visit ID : CINROPV219899	Status : Final Report
Ref Doctor : Dr.SELF	Sponsor Name : ARCOFEMI HEALTHCARE LIMITED
Emp/Auth/TPA ID : 9632188217	

**DEPARTMENT OF IMMUNOLOGY**

**ARCOFEMI - MEDIWHEEL - FULL BODY HEALTH ANNUAL PLUS CHECK - FEMALE - 2D ECHO - PAN INDIA - FY2324**

Test Name	Result	Unit	Bio. Ref. Range	Method
<b>THYROID PROFILE TOTAL (T3, T4, TSH) , SERUM</b>				
TRI-iodothyronine (T3, TOTAL)	0.8	ng/mL	0.7-2.04	CLIA
THYROXINE (T4, TOTAL)	11.90	µg/dL	5.48-14.28	CLIA
THYROID STIMULATING HORMONE (TSH)	2.288	µIU/mL	0.34-5.60	CLIA

**Comment:**

For pregnant females	Bio Ref Range for TSH in uIU/ml (As per American Thyroid Association)
First trimester	0.1 - 2.5
Second trimester	0.2 – 3.0
Third trimester	0.3 – 3.0

- TSH is a glycoprotein hormone secreted by the anterior pituitary. TSH activates production of T3 (Triiodothyronine) and its prohormone T4 (Thyroxine). Increased blood level of T3 and T4 inhibit production of TSH.
- TSH is elevated in primary hypothyroidism and will be low in primary hyperthyroidism. Elevated or low TSH in the context of normal free thyroxine is often referred to as sub-clinical hypo- or hyperthyroidism respectively.
- Both T4 & T3 provides limited clinical information as both are highly bound to proteins in circulation and reflects mostly inactive hormone. Only a very small fraction of circulating hormone is free and biologically active.
- Significant variations in TSH can occur with circadian rhythm, hormonal status, stress, sleep deprivation, medication & circulating antibodies.

TSH	T3	T4	FT4	Conditions
High	Low	Low	Low	Primary Hypothyroidism, Post Thyroidectomy, Chronic Autoimmune Thyroiditis
High	N	N	N	Subclinical Hypothyroidism, Autoimmune Thyroiditis, Insufficient Hormone Replacement Therapy.
N/Low	Low	Low	Low	Secondary and Tertiary Hypothyroidism
Low	High	High	High	Primary Hyperthyroidism, Goitre, Thyroiditis, Drug effects, Early Pregnancy
Low	N	N	N	Subclinical Hyperthyroidism
Low	Low	Low	Low	Central Hypothyroidism, Treatment with Hyperthyroidism
Low	N	High	High	Thyroiditis, Interfering Antibodies
N/Low	High	N	N	T3 Thyrotoxicosis, Non thyroidal causes
High	High	High	High	Pituitary Adenoma; TSHoma/Thyrotropinoma




**DR.SHIVARAJA SHETTY**  
**M.B.B.S,M.D(Biochemistry)**  
**CONSULTANT BIOCHEMIST**

SIN No:SPL24031894

This test has been performed at Apollo Health & Lifestyle Ltd, RRL BANGALORE Laboratory

THIS TEST HAS BEEN PERFORMED AT APOLLO HEALTH AND LIFESTYLE LIMITED- RRL BANGALORE

Patient Name : Mrs.SHYAML	Collected : 24/Feb/2024 09:44AM
Age/Gender : 38 Y 0 M 17 D/F	Received : 24/Feb/2024 12:49PM
UHID/MR No : CJPN.0000017550	Reported : 24/Feb/2024 02:15PM
Visit ID : CINROPV219899	Status : Final Report
Ref Doctor : Dr.SELF	Sponsor Name : ARCOFEMI HEALTHCARE LIMITED
Emp/Auth/TPA ID : 9632188217	

**DEPARTMENT OF IMMUNOLOGY**

**ARCOFEMI - MEDIWHEEL - FULL BODY HEALTH ANNUAL PLUS CHECK - FEMALE - 2D ECHO - PAN INDIA - FY2324**



**DR.SHIVARAJA SHETTY**  
**M.B.B.S,M.D(Biochemistry)**  
**CONSULTANT BIOCHEMIST**

SIN No:SPL24031894

This test has been performed at Apollo Health & Lifestyle Ltd, RRL BANGALORE Laboratory

THIS TEST HAS BEEN PERFORMED AT APOLLO HEALTH AND LIFESTYLE LIMITED- RRL BANGALORE

**Apollo Health and Lifestyle Limited** | CIN - U85110TG2000PLC1158116  
Regd. Office: 1-10-82/63, Anshika Raghupathi Chambers, 9th Floor, Begumpet, Hyderabad, Telangana - 500 016 |  
www.apollohli.com | Email ID: enquiry@apollohli.com, Ph No: 843-4884 7777, Fax No: 4884 7744

APOLLO CLINICS NETWORK

Telangana: Hyderabad | RS Rao Nagar | Charada Nagar | Kondapur | Nallakunta | Nizampet | Marikonda | Uppal | Andhra Pradesh: Vijay | Swarnamma Petal | Karnataka: Bangalore | Shivajinagar | Bellandur | Electronics City | Heer Town | HSR Layout | Indira Nagar | JP Nagar | Kandrahalli | Koramangala | Sarjapur Road | Mysore | W. Whitefield | Tamil Nadu: Chennai | Anna Nagar | Kotturupuzhi | Moolappair | T Nagar | Vileparakkam | Velachery | Maharashtra: Pune | Aurang | Nigdi | Pashchim | Viman Nagar | Maharashtra | Ahmedabad | Gandhinagar | Gujarat: Ahmedabad | Gandhinagar | Punjab: Amritsar | Court Road | Haryana: Panipat | Railway Station Road

Address:  
32/3/196/122, Doodhlangur Village, Woodhill Main Road,  
Newlands Nagar, Electronic City, Bangalore,  
Karnataka - 560038



**1860 500 7788**  
www.apolloclinic.com

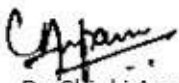


Patient Name : Mrs.SHYAMLI	Collected : 24/Feb/2024 09:44AM
Age/Gender : 38 Y 0 M 17 D/F	Received : 24/Feb/2024 03:37PM
UHID/MR No : CJPN.0000017550	Reported : 24/Feb/2024 05:38PM
Visit ID : CINROPV219899	Status : Final Report
Ref Doctor : Dr.SELF	Sponsor Name : ARCOFEMI HEALTHCARE LIMITED
Emp/Auth/TPA ID : 9632188217	

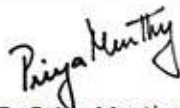
**DEPARTMENT OF CLINICAL PATHOLOGY**

**ARCOFEMI - MEDIWHEEL - FULL BODY HEALTH ANNUAL PLUS CHECK - FEMALE - 2D ECHO - PAN INDIA - FY2324**

Test Name	Result	Unit	Bio. Ref. Range	Method
<b>COMPLETE URINE EXAMINATION (CUE) , URINE</b>				
<b>PHYSICAL EXAMINATION</b>				
COLOUR	PALE YELLOW		PALE YELLOW	Visual
TRANSPARENCY	HAZY		CLEAR	Visual
pH	5.5		5-7.5	DOUBLE INDICATOR
SP. GRAVITY	1.020		1.002-1.030	Bromothymol Blue
<b>BIOCHEMICAL EXAMINATION</b>				
URINE PROTEIN	NEGATIVE		NEGATIVE	PROTEIN ERROR OF INDICATOR
GLUCOSE	NEGATIVE		NEGATIVE	GLUCOSE OXIDASE
URINE BILIRUBIN	NEGATIVE		NEGATIVE	AZO COUPLING REACTION
URINE KETONES (RANDOM)	NEGATIVE		NEGATIVE	SODIUM NITRO PRUSSIDE
UROBILINOGEN	NORMAL		NORMAL	MODIFIED EHRlich REACTION
BLOOD	NEGATIVE		NEGATIVE	Peroxidase
NITRITE	NEGATIVE		NEGATIVE	Diazotization
LEUCOCYTE ESTERASE	POSITIVE ++		NEGATIVE	LEUCOCYTE ESTERASE
<b>CENTRIFUGED SEDIMENT WET MOUNT AND MICROSCOPY</b>				
PUS CELLS	10-12	/hpf	0-5	Microscopy
EPITHELIAL CELLS	2-3	/hpf	<10	MICROSCOPY
RBC	NIL	/hpf	0-2	MICROSCOPY
CASTS	NIL		0-2 Hyaline Cast	MICROSCOPY
CRYSTALS	ABSENT		ABSENT	MICROSCOPY



Dr. Chinki Anupam  
M.B.B.S.,M.D(Pathology)  
Consultant Pathologist



Dr. Priya Murthy  
M.B.B.S.,M.D(Pathology)  
Consultant Pathologist



SIN No:UR2290478

This test has been performed at Apollo Health & Lifestyle Ltd, RRL BANGALORE Laboratory

THIS TEST HAS BEEN PERFORMED AT APOLLO HEALTH AND LIFESTYLE LIMITED- RRL BANGALORE

**Apollo Health and Lifestyle Limited** | CIN - U85110TG2000PLC1158111  
 Regd. Office: 1-10-62/63, Arshika Raghupathi Chambers, 9th Floor, Begumpet, Hyderabad, Telangana - 500 016 |  
 www.apolloclinic.com | Email ID: enquiry@apolloclinic.com, Ph No: 040-4884 7777, Fax No: 4884 7746

APOLLO CLINICS NETWORK

Telangana: Hyderabad | U.S. Rao Nagar | Charada Nagar | Kondapur | Nallakunta | Nizampet | Marikonda | Uppal | Andhra Pradesh: Vizag (Swarnamma Petal) | Karnataka: Bangalore (Basavanagudi) | Bellary | Electronics City | Heera Town | HSR Layout | Indira Nagar | JP Nagar | Kandrajohalli | Kocconoguda | Sarojpur Road | Mysore | W. Whitefield | Tamil Nadu: Chennai | Anna Nagar | Kotturupalli | Moolappai | T. Nagar | Vellore/Salem | Kerala: Kochi | Maharashtra: Pune (Aundh) | Rigdi Pathankar | Wananagar | Mumbai: Ultra Pradesh: Ghaziabad (Indraprastha) | Gujarat: Ahmedabad (Satellite) | Punjab: Amritsar (Court Road) | Haryana: Panipat (Railway Station Road)

Address:  
32/316/122, Dodda Lakshmi Village, Woodside Main Road,  
Newlands Nagar, Electronic City, Bangalore,  
Karnataka - 560038

**1860 500 7788**  
www.apolloclinic.com



Patient Name : Mrs.SHYAMLI	Collected : 24/Feb/2024 09:44AM
Age/Gender : 38 Y 0 M 17 D/F	Received : 24/Feb/2024 03:37PM
UHID/MR No : CJPN.0000017550	Reported : 24/Feb/2024 04:57PM
Visit ID : CINROPV219899	Status : Final Report
Ref Doctor : Dr.SELF	Sponsor Name : ARCOFEMI HEALTHCARE LIMITED
Emp/Auth/TPA ID : 9632188217	

**DEPARTMENT OF CLINICAL PATHOLOGY**

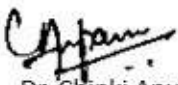
**ARCOFEMI - MEDIWHEEL - FULL BODY HEALTH ANNUAL PLUS CHECK - FEMALE - 2D ECHO - PAN INDIA - FY2324**

Test Name	Result	Unit	Bio. Ref. Range	Method
URINE GLUCOSE(FASTING)	NEGATIVE		NEGATIVE	Dipstick

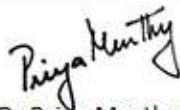
\*\*\* End Of Report \*\*\*

Result/s to Follow:

GLUCOSE (POST PRANDIAL) - URINE, PERIPHERAL SMEAR



Dr. Chinki Anupam  
M.B.B.S.,M.D(Pathology)  
Consultant Pathologist



Dr. Priya Murthy  
M.B.B.S.,M.D(Pathology)  
Consultant Pathologist



SIN No:UF010748

This test has been performed at Apollo Health & Lifestyle Ltd, RRL BANGALORE Laboratory

THIS TEST HAS BEEN PERFORMED AT APOLLO HEALTH AND LIFESTYLE LIMITED- RRL BANGALORE

**Apollo Health and Lifestyle Limited** | CIN - U85110TG2000PLC1158116  
 Regd. Office: 1-10-62/63, Anshika Raghupathi Chambers, 9th Floor, Begumpet, Hyderabad, Telangana - 500 016 |  
 www.apolloclinic.com | Email ID: enquiry@apolloclinic.com, Ph No: 040-4884 7777, Fax No: 4884 7744

APOLLO CLINICS NETWORK

Telangana: Hyderabad | RS Rao Nagar | Charada Nagar | Kondapur | Nallakunta | Nizampet | Marikonda | Uppal | Andhra Pradesh: Vijay | Seethamma Petal | Karnataka: Bangalore | Basavanagudi | Bellandur | Electronics City | Hebbal | HSR Layout | Indira Nagar | JP Nagar | Kandraholi | Koramangala | Sarajpur Road | Mysore | TN Nadu: Chennai | Anna Nagar | Kotturupalli | Moolappai | T Nagar | West Bengal: Kolkata | Maharashtra: Pune | Aurangabad | Nigdi | Poonam | Vinay Nagar | Madhya Pradesh: Bhopal | Indraprastha | Gujarat: Ahmedabad | Sabdarani | Punjab: Amritsar | Court Road | Haryana: Panipat | Railway Station Road

Address:  
 32/3/196/123, Doddabattur Village, Woodside Main Road,  
 Newlands Nagar, Electronic City, Bangalore,  
 Karnataka - 560038

 **1860 500 7788**  
 www.apolloclinic.com