

Near Sri Raghavendra Swamy Mutt, Tilak Nagar,  
Durgigudi, Shivamogga, Karnataka-577201

8



S232436894

TAL = 8  
@ 11:48

**OP Registration Card**

Registration No. : S232436894 Date & Time : 24-02-2024 09:12 AM  
Patient Name : MR. MOHAMMAD ANWAR HUSSAIN Age/Sex : 38Y/M  
Father/Spouse : ABDUL KARIM HUSSAIN Marital Status : Married Mobile No. : 7498783150  
Address : GOPALA GOWDA EXTN, SHIVAMOGGA

Plan : OPREG  
Department : INTERNAL MEDICINE Consultant : DR. MAITHILI T M

**Complaints:**

Pt came for routine check-up

**Clinical Findings:**

O/E	S/E
Bp $\rightarrow$ $\frac{120}{80}$ mmHg	CNS
SpO <sub>2</sub> $\rightarrow$ 99%	CNS
PR $\rightarrow$ 72b/m.	RS

} NAD

**Diagnosis:**

**Investigations:**

Wt  $\rightarrow$  60.2 kg

Advice

**Cross Reference:**

Repeat CBC after 3 days

**Treatment/Prescriptions:**

Ø

Signature of Consultant

T.M. 4 @ 11:18

Near Sri Raghavendra Swamy Mutt, Tilak Nagar,  
Durgigudi, Shivamogga, Karnataka-577201



S232436894

**OP Registration Card**

Registration No. : **S232436894** Date & Time : **24-02-2024 09:12 AM**  
 Patient Name : **MR. MOHAMMAD ANWAR HUSSAIN** Age/Sex : **39Y/M**  
 Father/Spouse : **ABDUL KARIM HUSSAIN** Marital Status : **Married** Mobile No. : **7498783150**  
 Address : **GOPALA GOWDA EXTN, SHIVAMOGGA**

---

Plan : **OPREG**  
 Department : **ENT** Consultant : **DR. PRASHANTH C D**

**Complaints:**

For routine evaluation.

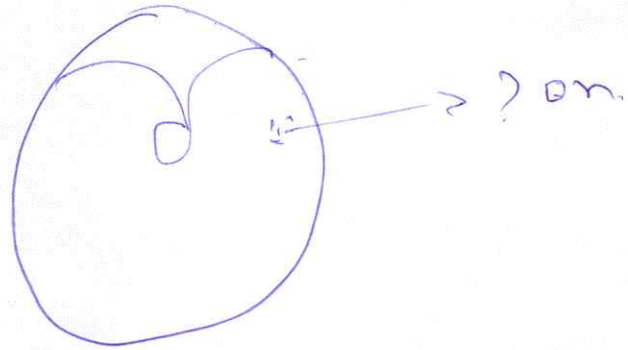
**Clinical Findings:**

4yo Sx. (R) Erythema  
 (L) Erythema (L) m/m  
 active  
 antalgic  
 dr.  
 (R) Cartilage lymphoma  
 glax

**Diagnosis:**

(L) wax removed.

**Investigations:**



**Cross Reference:**

Adv Carbicillin ear drop (1)  
 2-10-20  
Rho after luk.

**Treatment/Prescriptions:**

Signature of Consultant

Near Sri Raghavendra Swamy Mutt, Tilak Nagar,  
Durgigudi, Shivamogga, Karnataka-577201



S232436894

**OP Registration Card**

---

Registration No. : **S232436894** Date & Time : **24-02-2024 09:12 AM**  
Patient Name : **MR. MOHAMMAD ANWAR HUSSAIN** Age/Sex : **39Y/M**  
Father/Spouse : **ABDUL KARIM HUSSAIN** Marital Status : **Married** Mobile No. : **7498783150**  
Address : **GOPALA GOWDA EXTN, SHIVAMOGGA**

---

Plan : **OPREG**  
Department : **DENTISTRY** Consultant : **DR. DEEPA ARUN**

---

**Complaints:**

**Clinical Findings:**

**Diagnosis:**

**Investigations:**

**Cross Reference:**

**Treatment/Prescriptions:**

**Signature of Consultant**

Name	: <b>MOHAMMAD ANWAR HUSSAIN</b>	REG/LAB NO.	: 24023271 / 34384
AGE/SEX	: 39 Yrs / Male	UHID	: S232436894
CONTACT NO.	: 7498783150	IP/OP	: OP /
REFERRED BY	: <b>DR. MAITHILI T M</b>	DATE OF COLLECTION	: 24-02-2024 at 09:38 AM
		DATE OF REPORT	: 24-02-2024 at 11:03 AM



TEST PARAMETER	RESULT	UNIT	REFERENCE RANGE
<b>COMPLETE BLOOD COUNT (CBC)</b>			
HAEMOGLOBIN <small>PHOTOMETRY</small>	14.5	gm/dl	13.5 - 17.5
PLATELET COUNT <small>SW CYTOMETRY METHOD</small>	7880	cells/cumm	4000 - 11000
<b>DIFFERENTIAL COUNT</b>			
NEUTROPHILS	57.0	%	35 - 66
LYMPHOCYTES	30.5	%	24 - 44
MONOCYTES	<b>9.8</b>	%	2 - 8
EOSINOPHILS	2.2	%	0 - 6
BASOPHILS	0.5	%	0 - 1
PLATELET COUNT <small>DC DETECTION METHOD</small>	<b>1.16</b>	Lakhs/cumm	1.5 - 4.5
R.B.C COUNT <small>DC DETECTION METHOD</small>	4.84	mill/cumm	4.5 - 5.9
PACKED CELL VOLUME (PCV) <small>CALCULATED</small>	44.7	%	37 - 53
M.C.V <small>CALCULATED</small>	92.4	fl	80 - 100
M.C.H <small>CALCULATED</small>	29.96	pg	26 - 34
M.C.H.C <small>CALCULATED</small>	32.44	g/dl	32 - 36
RDW-CV <small>CALCULATED</small>	<b>13.3</b>	%	11.5 - 13.1

Remarks: manual platelet count done

Dispatched by: Chethan Sagar S

\*\*\*\* End of Report \*\*\*\*

Printed by: RAJESH SA on 24-02-2024 at 01:39 PM

Please correlate laboratory results clinically. Contact laboratory for any clarification. All results are sample specific.

SUMA M S  
Lab technician

VERIFIED BY

*S. Chethan Sagar*  
Dr. CHETHAN SAGAR S  
MBBS, MD  
Consultant Pathologist





Name : <b>MOHAMMAD ANWAR HUSSAIN</b>	REG/LAB NO. : 24023271 / 34384
AGE/SEX : 39 Yrs / Male	UHID : S232436894
CONTACT NO. : 7498783150	IP/OP : OP /
REFERRED BY : <b>DR. MAITHILI T M</b>	DATE OF COLLECTION : 24-02-2024 at 09:38 AM
	DATE OF REPORT : 24-02-2024 at 11:12 AM



TEST PARAMETER	RESULT	UNIT	REFERENCE RANGE
<b>RENAL FUNCTION TEST</b>			
BLOOD UREA <small>GLDH-UREASE METHOD</small>	30.0	mg/dL	16.6 - 48.5
SERUM CREATININE <small>JZYMATIC METHOD</small>	0.99	mg/dL	0.7 - 1.2
<b>LIVER FUNCTION TEST (LFT)</b>			
TOTAL BILIRUBIN	0.57	mg/dl	0.1 - 1.2
DIRECT BILIRUBIN	0.16	mg/dl	0 - 0.2
INDIRECT BILIRUBIN	0.41	mg/dl	0 - 0.8
SGOT/AST	21	U/L	up to 41
SGPT/ALT	23	U/L	up to 41
ALKALINE PHOSPHATASE	<b>136</b>	IU/L	40 - 129
TOTAL PROTEIN	6.8	g/dl	6.6 - 8.7
SERUM ALBUMIN	3.9	g/dl	3.4 - 5.4
SERUM GLOBULIN	<b>2.9</b>	g/dL	3.5 - 4.5
A/G RATIO	1.3		1.1 - 2.2

Dispatched by: Vishwanath M S

\*\*\*\* End of Report \*\*\*\*

Printed by: RAJESH SA on 24-02-2024 at 01:39 PM

**Please correlate laboratory results clinically. Contact laboratory for any clarification. All results are sample specific.**

**ANIL KUMAR M**  
Lab technician

**VERIFIED BY**

*S. Chethan Sagar*  
**Dr. CHETHAN SAGAR S**  
MBBS, MD  
Consultant Pathologist



Name	: MOHAMMAD ANWAR HUSSAIN	REG/LAB NO.	: 24023271 / 34384
AGE/SEX	: 39 Yrs / Male	UHID	: S232436894
CONTACT NO.	: 7498783150	IP/OP	: OP /
REFERRED BY	: DR. MAITHILI T M	DATE OF COLLECTION	: 24-02-2024 at 09:38 AM
		DATE OF REPORT	: 24-02-2024 at 01:39 PM



TEST PARAMETER	RESULT	UNIT	REFERENCE RANGE
<b>THYROID PROFILE (TFT)</b>			
TOTAL TRIIODOTHYRONINE (T3) <small>ELFA METHOD</small>	1.3	ng/ml	0.8 - 1.8
TOTAL THYROXINE (T4) <small>FA METHOD</small>	9.3	ug/dl	5.5 - 14
THYROID STIMULATING HORMONE (TSH) <small>CLIA</small>	1.5	μIU/ml	0.35 - 5.5
POST PRANDIAL BLOOD SUGAR <small>GOD POD METHOD</small>	99	mg/dl	80 - 140
<b>HbA1c (Glycosylated hemoglobin)</b>			
HbA1c (GLYCOSYLATED Hb) <small>HPLC</small>	5.8	%	4.2 - 6.4
MEAN BLOOD GLUCOSE	119.8	mg/dl	60 - 120

**Note:**

- Since HbA1c reflects long term fluctuations in the blood glucose concentration, a diabetic patient who is recently under good control may still have a high concentration of HbA1c.
- Target goals of < 7.0 % may be beneficial in patients with short duration of diabetes, long life expectancy and no significant cardiovascular disease. In patients with significant complications of diabetes, limited life expectancy or extensive co-morbid conditions, targeting a goal of < 7.0 % may not be appropriate.

**Comments:**

HbA1c provides an index of average blood glucose levels over the past 8 - 12 weeks and is a much better indicator of long term glycemic control as compared to blood and urinary glucose determinations. ADA criteria for correlation between HbA1c & Mean plasma glucose levels.

FASTING BLOOD SUGAR <small>GOD POD METHOD</small>	102	mg/dl	70 - 110
--	-----	-------	----------

Dispatched by: RAJESH SA

\*\*\*\* End of Report \*\*\*\*

Printed by: RAJESH SA on 24-02-2024 at 01:40 PM

**Please correlate laboratory results clinically. Contact laboratory for any clarification. All results are sample specific.**

**SUBHIKSHA**  
Lab technician

VERIFIED BY

*S. Chethan Sagar*  
**Dr. CHETHAN SAGAR S**  
MBBS, MD  
Consultant Pathologist



Name	: <b>MOHAMMAD ANWAR HUSSAIN</b>	REG/LAB NO.	: 24023271 / 34384
AGE/SEX	: 39 Yrs / Male	UHID	: S232436894
CONTACT NO.	: 7498783150	IP/OP	: OP /
REFERRED BY	: <b>DR. MAITHILI T M</b>	DATE OF COLLECTION	: 24-02-2024 at 09:38 AM
		DATE OF REPORT	: 24-02-2024 at 11:12 AM



TEST PARAMETER	RESULT	UNIT	REFERENCE RANGE
<b>LIPID PROFILE TEST (LPT)</b>			
TOTAL CHOLESTEROL	215	mg/dl	Desirable level: <200mg/dl Border line High :200-239mg/dl High : > 240mg/dl
TRIGLYCERIDES	307	mg/dl	Desirable level : <150mg/dl Borderline High :150-199mg/dl High :200-499mg/dl
HDL CHOLESTEROL - DIRECT	45	mg/dl	Desirable level : >60mg/dl Borderline : 40-60mg/dl High risk : < 40mg/dl
LDL CHOLESTEROL - DIRECT	137	mg/dl	Desirable :<100 mg/dl LowRisk :100-129mg/dl Borderline :130-159mg/dl High risk :160-189mg/dl Very high risk:>190mg/dl
LDL CHOLESTEROL	61	mg/dl	< 30.0
TC/HDL	5		< 4.5
LDL/HDL	3		<3.5

Dispatched by: Vishwanath M S

\*\*\*\* End of Report \*\*\*\*

Printed by: RAJESH SA on 24-02-2024 at 01:39 PM

**Please correlate laboratory results clinically. Contact laboratory for any clarification. All results are sample specific.**

**ANIL KUMAR M**  
Lab technician

**VERIFIED BY**

*S. Chethan Sagar*  
**Dr. CHETHAN SAGAR S**  
MBBS, MD  
Consultant Pathologist





Name : **MOHAMMAD ANWAR HUSSAIN** REG/LAB NO. : 24023271 / 34384  
AGE/SEX : 39 Yrs / Male UHID : S232436894  
CONTACT NO. : 7498783150 IP/OP : OP /  
REFERRED BY : **DR. MAITHILI T M** DATE OF COLLECTION : 24-02-2024 at 09:38 AM  
DATE OF REPORT : 24-02-2024 at 11:12 AM



TEST PARAMETER	RESULT	UNIT	REFERENCE RANGE
BLOOD GROUP	"O"		
RH TYPE	POSITIVE		
ERYTHROCYTE SEDIMENTATION RATE <small>WESTERGRENS METHOD</small>	20	mm/hr	0 - 10

Dispatched by: SUMA


\*\*\*\* End of Report \*\*\*\*

Printed by: RAJESH SA on 24-02-2024 at 01:40 PM

**Please correlate laboratory results clinically. Contact laboratory for any clarification. All results are sample specific.**

**SUMA M S**  
Lab technician

  
**VERIFIED BY**

  
**Dr. CHETHAN SAGAR S**  
MBBS, MD  
Consultant Pathologist





Name : **MOHAMMAD ANWAR HUSSAIN** REG/LAB NO. : 24023271 / 34384  
AGE/SEX : 39 Yrs / Male UHID : S232436894  
CONTACT NO. : 7498783150 IP/OP : OP /  
REFERRED BY : **DR. MAITHILI T M** DATE OF COLLECTION : 24-02-2024 at 09:38 AM  
DATE OF REPORT : 24-02-2024 at 01:39 PM



TEST PARAMETER	RESULT	UNIT	REFERENCE RANGE
POST PRANDIAL URINE SUGAR (PPUS)	NIL		
<b>FASTING URINE SUGAR(FUS)</b>			
FASTING URINE SUGAR(FUS)	NIL		
<b>URINE ROUTINE</b>			
<b>PHYSICAL EXAMINATION</b>			
URINE PH	7.0		
COLOUR	PALE YELLOW		
APPEARANCE	CLEAR		
SPECIFIC GRAVITY	1.010		
<b>CHEMICAL EXAMINATION</b>			
URINE ALBUMIN	NIL		
SUGAR	NIL		
KETONE BODIES	ABSENT		
BILE SALT	NEGATIVE		
BILE PIGMENT	NEGATIVE		
<b>MICROSCOPIC EXAMINATION</b>			
WBC'S	1-2 / HPF		
EPITHELIAL CELLS	0-1 / HPF		
RBC'S	NIL		
NITRITE	ABSENT		

Dispatched by: RAJESH SA


\*\*\*\* End of Report \*\*\*\*

Printed by: RAJESH SA on 24-02-2024 at 01:40 PM

**Please correlate laboratory results clinically. Contact laboratory for any clarification. All results are sample specific.**

**SUMA M S**  
Lab technician

  
**VERIFIED BY**

  
**Dr. CHETHAN SAGAR S**  
MBBS, MD  
Consultant Pathologist



<b>Patient Name :: Mr. Mohammed Anwar Hussain</b>	<b>Age :: 39 Years</b>	<b>Gen. :: Male</b>
<b>Referred By :: Dr. Maithili T M</b>	<b>Tr. I.D.:: S232436894</b>	<b>Date :: 24/02/2024</b>

Clinical data: General check up.

## USG ABDOMEN & PELVIS

- ◆ **Liver** (12.8 cm) is normal in size and shows normal echotexture. No focal lesion detected to the extent imaged. No IHBR / EHBR dilatation. CBD is not dilated.
- ◆ **Gall Bladder** is minimally distended.
- ◆ **Spleen** (9.2 cm span) is normal in size and echotexture. No focal lesion detected to the extent imaged.
- ◆ **Pancreas** - Visualized part of pancreas is normal in size and echotexture.
- ◆ **Both kidneys** are normal in size, shape, position and echotexture. Corticomedullary differentiation is maintained. No focal mass detected to the extent imaged.  
Right Kidney measures : 8.9 x 4.3 cm. No dilatation of pelvicalyceal system in the present study. No calculi seen to the extent imaged.  
Left Kidney measures : 9.3 x 5.2 cm. No dilatation of pelvicalyceal system in the present study.  
**Calculus noted in the lower pole, measures ~ 4 mm.**
- ◆ **HRUSG reveals**, no significant mass formation / collection to the extent imaged.
- ◆ **Urinary Bladder** is well distended and echoes free contents. There is no evidence of calculi to the extent imaged
- ◆ **Prostate:** is normal in size and echotexture. No obvious focal lesion.
- ◆ No ascites.

## IMPRESSION

- ✘ Non obstructive left renal calyceal calculus.
- ✘ Rest no other significant abnormality detected.

*Jagadish*

  
**Dr. Anoop Kumar N** MBBS, MD  
Consultant Radiologist







Ms Mohammed Anwar

QRS 84 ms  
 QT / QTcBaz 338 / 389 ms  
 PR 140 ms  
 P 94 ms  
 RR / PP 748 / 750 ms  
 P / QRS / T 52 / 66 / 26 degrees

Normal sinus rhythm  
Normal ECG

Technician:  
 Ordering Ph:  
 Referring Ph:  
 Attending Ph:

